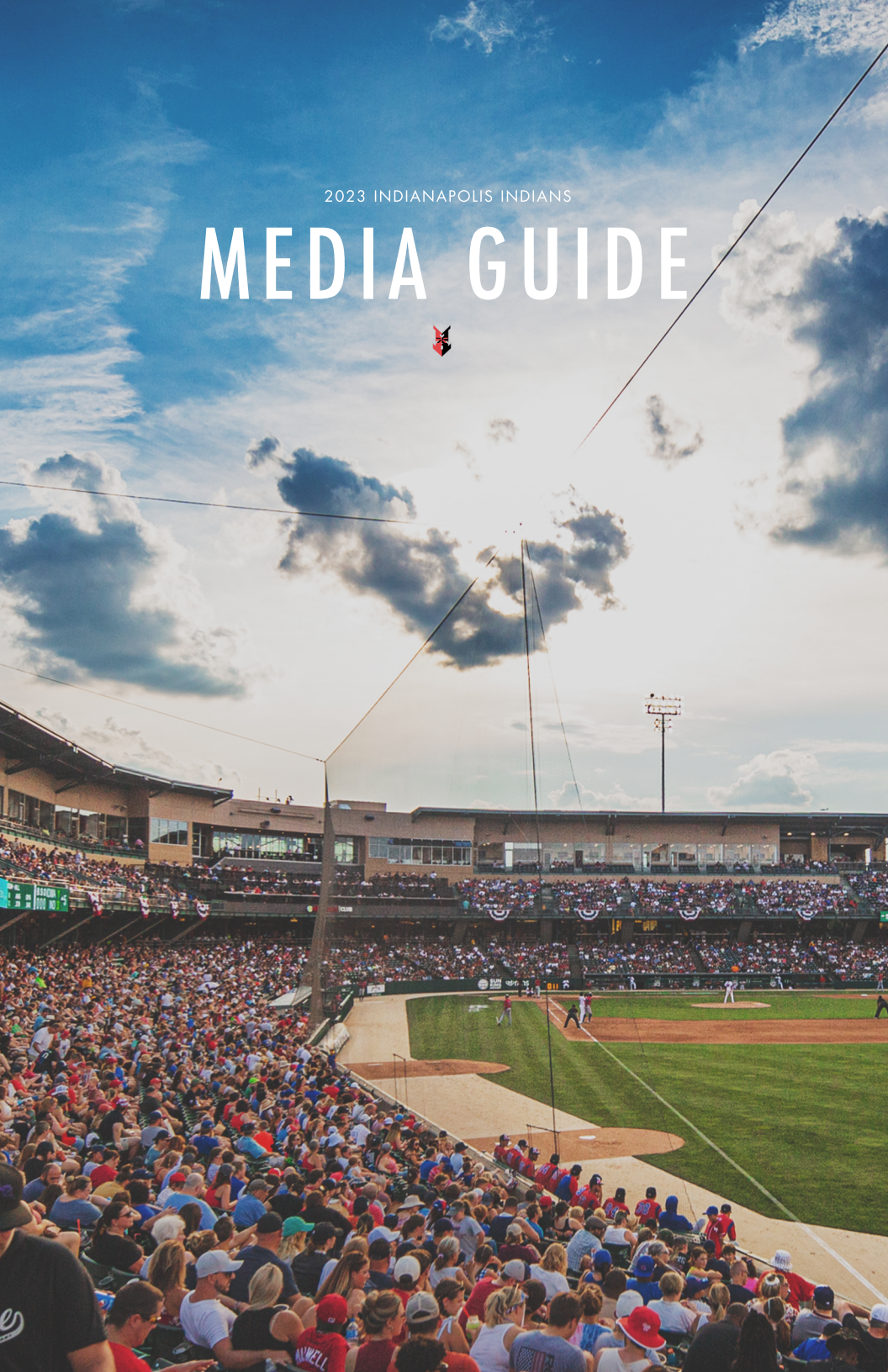


2023 INDIANAPOLIS INDIANS

# MEDIA GUIDE



# NEXT GENERATION OF LIGHT BEER®

## LET'S GO



### FLIGHT

**2.6g CARBS** | **95 CALORIES**

Enjoy Responsibly. ©2023 D.G. Yuengling & Son, Inc., Pottsville, PA 17901.

## **RESEARCHED, WRITTEN & EDITED**

Cheyne Reiter  
Anna Kayser  
Brody Tisdale

## **DESIGNERS**

Adam Pintar  
Anna Kayser

## **SPECIAL THANKS TO**

Dan Hart – Pittsburgh Pirates  
Patrick Kurish – Pittsburgh Pirates  
Jim Trdinich – Pittsburgh Pirates  
International League teams

## **STATISTICAL INFORMATION**

Major League Baseball  
*Baseball America*  
Baseball Reference

## **PHOTOGRAPHERS**

Adam Pintar  
Ryan Lane  
Alex Leachman  
Zach Bolinger  
Harrison Barden – Pittsburgh Pirates

## **2023 INDIANAPOLIS INDIANS MEDIA GUIDE**

This publication is intended for the use of accredited media and broadcasters. Any commercial use of this publication must be first approved by the Indianapolis Indians.

# TABLE OF CONTENTS



## INDIANS ORGANIZATION..... 3-10

Bruce Schumacher.....	4
Randy Lewandowski.....	5
Max Schumacher.....	6
Joel Zawacki.....	7
Matt Guay.....	7
Front Office Staff.....	8
2022 Community Relations Highlights.....	9-10

## 2023 INDIANAPOLIS INDIANS..... 11-80

Manager Miguel Perez.....	12
Pitching Coach Dan Meyer.....	13
Bullpen Coach Drew Benes.....	13
Hitting Coach Eric Munson.....	14
Integrated Baseball Performance Coach Brady Conlan.....	14
Bench Coach Rubén Gotay.....	15
Strength & Conditioning Coach Alan Burr.....	15
Athletic Trainer Tyler Brooks.....	15
Player Profiles.....	16-80

## INTERNATIONAL LEAGUE..... 81-102

League Information, Divisional Records.....	82
Map of Triple-A Clubs.....	83
Opponent Pages.....	84-102

## 2022 IN REVIEW..... 103-122

Notes & Highlights.....	104-105
Team Award-Winners.....	106
Day-By-Day Results.....	107-109
Transactions.....	110-111
Final Statistics.....	112
Indianapolis Record by Batting Order/Position.....	113
Indianapolis Team Leaders, Season Highs/Lows.....	114
Indianapolis Hitting Charts.....	115
Indianapolis Multi-Hit & Multi-RBI Games.....	116
Indianapolis Home Runs.....	117
Indianapolis Pitching Charts.....	118
Situational/Miscellaneous Stats.....	119
International League Standings, Playoff Results, Awards.....	120
International League Batting Leaders.....	121
International League Pitching Leaders.....	122

## PITTSBURGH PIRATES ORGANIZATION..... 123-130

Front Office.....	124
2022 Pirates Final Statistics.....	125
2022 Organization Standings, All-Stars & Leaders.....	126-127
Affiliate Pages.....	128-130

## HISTORY & RECORDS..... 131-204

Year-by-Year & All-Time Team Records.....	132-134
Team MVPs, NL/AL MVPs, ROYs, Cy Young Awards & Hall of Famers.....	135
Yearly Batting Leaders.....	136-143
Yearly Pitching Leaders.....	144-147
Career Leaders.....	148
Single-Season Leaders.....	149
Career & Single-Season Individual Records.....	150
Single-Season Team Records.....	151

## VICTORY FIELD RECORDS..... 152-165

Single-Game Team Records.....	152-153
Single-Game Individual Records.....	153-155
Single-Season Team Records.....	156
Single-Season Individual Records.....	157-165
Monthly Team Records.....	166
Home/Road, Monthly Records.....	167
Monthly Individual Records.....	168
Opponent Single-Game Team Records.....	169
Opponent Single-Game Individual Records.....	170
Best Win/Loss Records, Streaks & Longest Games.....	171
Shortest Games & Crowds.....	172
Margins & Comeback Victories.....	173
Holiday Records.....	174
Opening Day Lineups.....	175
Playoff Results.....	176-177
Suite Recognition.....	178-182
All-Time Roster.....	183-200
All-Time Athletic Training Staff, Strength & Conditioning Staff.....	201
Ownership, Stadiums, Spring Training.....	202
All-Time Managers, Manager of the Year Awards.....	203-204

## MEDIA INFORMATION..... 205-210


Victory Field Profile, Firsts, Ground Rules & Attendance.....	206-207
Pace of Play Regulations.....	208
Indians Broadcast Team.....	209
Indians Communications Department.....	210

## NOTES OF INTEREST

Low-Hit Games.....	153	Leadoff Home Runs.....	160
10+ Strikeouts by Indians Pitcher.....	153	Pinch-Hit Home Runs.....	161
3-HR Games.....	154	Pitcher Home Runs.....	161
Hitting for the Cycle.....	154	Multi-Home Run Games.....	162
Walk-Offs.....	157-158	Back-to-Back Home Runs.....	163
Grand Slams.....	159	Complete Games.....	164-165



**INDIANS  
ORGANIZATION**

**Bruce Schumacher****Chairman of the Board & Chief Executive Officer**

Bruce Schumacher was named the Indianapolis Indians' chairman of the board and chief executive officer in November 2016 to signal a new era of leadership for the organization. Now in his 41st year with the team, he enters his 11th on the Indians Board of Directors after his election in February 2012.

Schumacher joined the organization as ticket manager in January 1983 and served in that role until 1986 when he was promoted to director of special projects.

Under Schumacher's leadership as director of special projects, which spanned 25 years, the Indians made the move from Bush Stadium to Victory Field in 1996, hosted the 2001 Triple-A All-Star Game, and established themselves as one of the premier franchises in Minor League Baseball.

In 2012, Schumacher transitioned to the position of vice president of corporate affairs in addition to being elected to the Indians Board of Directors. Since 2012, the Indians have drawn over 5.4 million fans, including leading Minor League Baseball in attendance in 2013 and establishing Victory Field attendance records in 2014 (660,289) and 2015 (662,536). The Indians led Minor League Baseball in attendance in 2016 and 2017, and in 2022, Victory Field ushered in its 15 millionth fan.


In 2018, the Indians were named Ballpark Digest's Team of the Year. The online publication stated, "few teams achieve success as consistently as the Indianapolis Indians, who deliver a quality product in a competitive market on a continual basis." Ballpark Digest chose the Indians for their focus on fans, their ballpark and their strong support from the Central Indiana community.

Without a minor league season in 2020, Schumacher and his staff pivoted to successfully execute over 20 public and private events at Victory Field, highlighted by two weekends of golf and three movie nights. Indians baseball returned to Victory Field in 2021, and the organization finished eighth out of 120 MLB teams in total attendance despite playing 20 home games at 25% and 50% capacity. From 1987 to 2009, Schumacher also served as the in-park "Voice of the Tribe" public address announcer.

Schumacher is active in the community, having volunteered at IPS as part of the Indianapolis Chamber of Commerce Winning Team program and the Washington Township School system. He also served on the Board of the Delaware Trails Neighborhood Association, as a member of Indianapolis' Abandoned Housing Task Force, and on the Indianapolis Neighborhood Housing Partnership Board.

He currently serves on the Metropolitan Development Commission, the Mapleton Fall Creek Community Development Corporation Housing Committee, and works with the Stadium Village Business Association.

Born in Indianapolis, Schumacher attended North Central High School and graduated from Indiana University with a degree in Business Management and Administration in 1982. He and his wife, the former Jo Kussmaul, have three daughters, Rachel and twins Grace and Sara.



Bruce Schumacher (center, bottom row) with other members of the Indianapolis Indians 1989 front office staff.

Randy Lewandowski

President & General Manager

Randy Lewandowski enters his 30th year with the Indianapolis Indians and ninth as the club's general manager in 2023. He is just the team's fourth general manager since the organization was incorporated in 1955. In addition to his duties as GM, he was named president by the Indians Board of Directors in November 2016.

Lewandowski was named the International League's 2016 Executive of the Year, marking the third Executive of the Year Award for the Indians' front office staff since joining the IL in 1998. In 2015, Lewandowski was inducted into the Bishop Dwenger High School Hall of Fame and three years later, he was inducted into the Northeast Indiana Baseball Association Hall of Fame.

After joining the Indians as a ticket office intern in 1994, Lewandowski was hired full-time as assistant ticket manager the following year. He served in that capacity for two seasons and contributed to the team's transition from Bush Stadium to Victory Field in 1996.

Lewandowski took over as director of operations in 1998, helping Victory Field host the 2001 Triple-A All-Star Game. He transitioned to assistant general manager in 2002, serving as one of the team's two assistant GMs before becoming the sole assistant GM in 2005. In this role, his primary responsibilities were overseeing the marketing, operations and ticket departments.

Over the final five seasons of Lewandowski's tenure as assistant GM, the Indians recorded five straight seasons of increased attendance. They led Minor League Baseball in attendance in 2013 while establishing a Victory Field record.

That success would continue following Lewandowski's ascension to general manager in October 2014 as the team eclipsed its top season attendance mark for the second consecutive year. The 2016 and 2017 campaigns saw the Indians again lead Minor League Baseball in attendance, and in 2022, the club welcomed Victory Field's 15 millionth fan through its gates.


Lewandowski's leadership was on full display in 2020 and 2021. With the 2020 minor league season canceled due to the COVID-19 pandemic, Lewandowski managed to keep all full-time staff employed which helped lead to the successful execution of 20-plus public and private events at Victory Field. Then in 2021, Indians baseball returned to Victory Field, and the organization finished eighth out of 120 MiLB teams in total attendance despite playing 20 home games at 25% and 50% capacity.

Lewandowski recently joined the Indianapolis Public Safety Foundation as a board member in December 2022. He also serves on the board of directors for both Indy Chamber and Indianapolis Indians Charities and gives the Indians and other Professional Development League (PDL) teams a voice of reasoning in important year-over-year discussions by serving on the PDL Club Operations and International League Scheduling committees. In addition, Lewandowski spearheaded a partnership between the Indians and Indianapolis RBI in 2015 and now serves as chairman on the organization's board of directors. He was previously active in the Indiana chapter of the Leukemia & Lymphoma Society as past president and board member, and past chair of the LLS Light the Night Walk. For a seven-year period, he was active in the youth sports coaching and mentoring ministry at Our Lady of Mount Carmel Catholic Church and School.

A native of Fort Wayne, Ind., Lewandowski graduated with a degree in business management from Anderson University in 1993. He was also a four-year starter on the Ravens' baseball team, where he earned academic All-America honors as a first baseman and pitcher. Lewandowski and his wife, Christina, reside in Noblesville, Ind., and have two adult children, Alyssa (Mike) Tallman and Sam, and one newborn granddaughter, Isla.



The Indianapolis Indians front office staff in 2001, the year Randy Lewandowski (third from left, back row) helped the organization host the Triple-A All-Star Game.



## Max Schumacher

### Chairman Emeritus

Indianapolis Indians baseball and the name of Schumacher are forever linked.

After 60 seasons with the club, Max Schumacher transitioned to chairman emeritus in November 2016. He relinquished his responsibilities as chairman of the board to his son, Bruce, and his title of president to Randy Lewandowski, Indians general manager.

In his altered role, Schumacher has maintained his position on the finance committee, hosted in his suite on game days, and provided mentorship for Indians leadership.

Under Schumacher's more than half century of leadership, the Indians have enjoyed recognition for their ongoing commitment to excellence. The team has been recognized with awards such as the Triple-A Bob Freitas Award in 1996 and 2014, Baseball America's Triple-A Team of the Decade for the 1990s, and, in 2005, At The Yard Magazine's Minor League Team of the Year. The Indians led Minor League Baseball in attendance during the 2016 (636,888) and 2017 seasons (641,141), two of many attendance records set at Victory Field.

Following his service in the United States Army, Schumacher began his Indians career as ticket manager in 1957, before also assuming the duties of publicity director in 1959. Schumacher then took over as general manager just two years later in 1961, serving under then-president Owen J. Bush, who would continue in that capacity for eight more years. Following Bush's retirement in 1969, Schumacher was named president.

During his tenure as the Indians' general manager, Schumacher was named the American Association's Executive of the Year for 1996, and just one year later was voted Minor League Baseball's "King of Baseball" for his long-term dedication and service to the game. Following his November 2016 transition to chairman emeritus, Schumacher was joined by former All-Star closer Lee Gardner in the International League Hall of Fame Class of 2017.

Schumacher played four years of varsity baseball while also serving as editor of The Collegian publication at Butler University from 1950-54. Schumacher has been honored by his alma mater with the Robert Todd Duncan Alumni Achievement award in 2003, induction into Butler's Athletic Hall of Fame in 2005, and in 2021 a Butler Medal, an award introduced in 1959 and the highest honor conferred by the Butler University Alumni Association.

Along with his professional success, Schumacher has also been recognized for his impact in the Indianapolis area after formerly serving as president of the Indianapolis Downtown Kiwanis Club, the American Business Club, and the Boys & Girls Clubs of Indianapolis. Schumacher was honored for his numerous contributions with the Thomas W. Moses Good Scout Award in April 2006 for his dedication to community service, social responsibility and having a true "scout spirit."



In 1957, Max Schumacher began his career with the Indians as ticket manager.



**Joel Zawacki**

**Assistant General Manager - Corporate Sales and Marketing**

Joel Zawacki is the assistant general manager – corporate sales and marketing for the Indianapolis Indians. Each year he is tasked with the implementation of an annual strategic marketing and communications plan.

His primary duties and responsibilities include leading a staff of more than 20 employees in advertising, broadcasting, charities, communications, community relations, corporate sales, game presentation, marketing, media relations, merchandising, promotions and social media.

Zawacki also collaborates with outside advertising and media agencies to develop and implement annual campaigns including messaging, creative execution, promotional partnerships and allocation of an annual budget in excess of \$1.5 million.

Zawacki joined the organization in 2007 as sponsorship sales coordinator. He was promoted to director of corporate partnerships in 2008 and added marketing to his duties and responsibilities in 2012.

Zawacki graduated magna cum laude from the University of Indianapolis in 2006 with a Bachelor of Arts degree in Sports Administration. He was a pitcher on the Greyhounds' baseball team and earned Great Lakes Valley Conference All-Academic Team honors.

After college and prior to joining the Indians, Zawacki worked as a sponsorship sales intern with Pacers Sports and Entertainment and interned with the Brevard County Manatees in Melbourne, Fla., the High-A affiliate of the Milwaukee Brewers at the time.

Zawacki resides in Indianapolis with his wife, Ellen, and their two sons, Jack and Ethan.



**Matt Guay**

**Assistant General Manager - Tickets & Operations**

After 24 years with the Indians, Matt Guay has revolutionized goal setting for the team's ticket department.

Guay began with the Indians in 1999 as a ticket intern and has since climbed the ranks. In 2003, Guay was named director of ticket sales and immediately led his team in a 20 percent group sales increase when presented the challenge of boosting ticket sales.

In 2004, Guay was promoted to director of ticket operations and oversaw all ticket service representatives. After serving as the director of tickets for six years (2006-11), Guay now holds the title of assistant general manager - tickets and operations. In his current role, he is responsible for ticket sales and ticket service, along with all stadium operations, business operations, field operations and facility operations.

Through his career with the Indians, Guay has implemented daily sales goals, along with overall attendance and revenue goals, which have allowed the sales team to focus their attention on a tangible outcome. Under his leadership, the Indians surpassed 600,000 fans through the gates six consecutive years (2013-18). The team led Minor League Baseball in attendance three of those six seasons (2013, 2016-17). He helped the Indians rebound from the pandemic-impacted 2021 season to finish third overall out of 120 minor league teams in total attendance in 2022.

Guay is an avid member of his community and has been volunteering in the Fall Creek Place area since 2007.

Guay is a Pittsburgh, Pa., native and graduated from the University of Dayton in 1998 with a degree in sport management. He lives in Indianapolis' Fall Creek Place neighborhood with his wife, Emily, and daughter, Audrey.





**Victory Field**  
 501 West Maryland Street  
 Indianapolis, IN 46225  
 (317) 269-3542  
 IndyIndians.com



## FRONT OFFICE EXECUTIVES

Chairman of the Board & Chief Executive Officer .....	Bruce Schumacher
President & General Manager .....	Randy Lewandowski
Assistant General Manager - Corporate Sales & Marketing .....	Joel Zawacki
Assistant General Manager - Tickets & Operations .....	Matt Guay

## FRONT OFFICE STAFF

### Business Operations

Director of Business Systems & Talent .....	Bryan Spisak
Business Intelligence Analyst .....	Bill Fulton
Business Operations Manager .....	Sarah (McKinney) Haynes
Business Operations Coordinator .....	Sana Beotra
Guest Relations Coordinator .....	Michelle Treviño

### Facilities

Senior Director of Facilities .....	Tim Hughes
Senior Facilities Manager .....	Allan Danehy
Facilities Maintenance Tech .....	Kyle Winters

### Field Operations

Director of Field Operations .....	Joey Stevenson
Field Operations Coordinator .....	Bryce Huebner

### Stadium Operations

Director of Stadium Operations .....	Tyler Jacobs
Stadium Operations Manager .....	Kim Duplak
Home Clubhouse Manager .....	Bob Martin
Visiting Clubhouse Manager .....	Jeremy Martin
Operations Support .....	Ki Hubbard
Operations Support .....	Sandra Reaves

### Tickets

Director of Ticket Sales .....	Chad Bohm
Director of Tickets - Premium Services & Events .....	Kerry Vick
Premium & Ticket Services Manager .....	Kathryn Bobel
Stadium Events Manager .....	Paige McClung
Ticket Services Manager .....	Cara Carrion
Special Events Coordinator .....	Marquisha Groner
Ticket Sales & Service Coordinator .....	Justin Tolle
Senior Ticket Sales Account Executive .....	Jonathan Howard
Senior Ticket Sales Account Executive .....	Garrett Rosh
Ticket Sales Account Executive .....	Jack Becker
Ticket Sales Account Executive .....	Ty Eaton
Ticket Sales Account Executive .....	Matt Marencik
Ticket Sales Account Executive .....	Alyssa Moore
Ticket Sales Account Executive .....	Nathan Watson

### ARAMARK Concessions

ARAMARK General Manager .....	Chris Scherrer
Concession Manager .....	Jamie Nicholson

### Communications, Creative & Marketing

Creative Director .....	Adam Pinter
Director of Communications .....	Cheyne Reiter
Director of Marketing .....	Kim Stoebeck
Senior Marketing Manager .....	Heidi Hoepner
Communications Manager .....	Anna Kayser
Digital Marketing Manager .....	Max Freeman
Game Operations Coordinator .....	Eric Barnes
Marketing Project Coordinator .....	Hannah O'Brien
Mascot Program Coordinator .....	Jake Martinez
Social Media Coordinator .....	Katie Bostic
Graphic Designer .....	Ryan Lane
Videographer .....	Alex Leachman
Voice of the Indians .....	Howard Kellman
Broadcaster .....	Andrew Kappes
Broadcaster .....	Jack McMullen

### Community & Partnership

Director of Community & Partnership Activation .....	Kylie Kinder
Community Outreach Coordinator .....	Mary Mueller
Partnership Activation Coordinator .....	Chantel Heinsen
Partnership Activation Coordinator .....	Ben Kayser

### Corporate Sales

Director of Corporate Sales .....	Christina Toler
Corporate Sales Account Executive .....	Chandler McKinney

### Merchandise

Director of Merchandise .....	Mark Schumacher
Merchandise Manager .....	Patrick Westrick

### Support Staff

Baseball Communications Assistant .....	Brody Tisdale
Business Operations Assistant .....	Hannah Watkins
Community & Partnership Activation Assistant .....	Jairo Ruiz
Graphic Design Assistant .....	Grace Cooper
Merchandise Assistant .....	Anthony Lombardo
Stadium & Clubhouse Operations Assistant .....	Patrick Rich
Stadium Operations Assistant .....	Nick Schreck
Ticket Services Assistant .....	Alex Fraley
Ticket Services Assistant .....	Cody Kriner
Ticket Services Assistant .....	Sean Morton
Ticket Services Assistant .....	Chase Queen
Ticket Services Assistant .....	Jacob Rutherford
Ticket Services Assistant .....	Mackenzie Tetric

## BOARD OF DIRECTORS

### Elected Officers

Chairman of the Board & Chief Executive Officer .....	Bruce Schumacher
Vice Chairman .....	Mary Y. Marsh
Chairman Emeritus .....	Max B. Schumacher
Secretary .....	Mike Messaglia
Treasurer .....	Michael O'Connor

### Board Members

Susan Baughman
Jim Devellano
Kent A. Leberherz
Mark Massa
John S. Myrland
Milton O. Thompson

**Badges for Baseball with Indy RBI:** The Indianapolis Indians, Indy RBI and Indy PAL partnered with the Indianapolis Metropolitan Police Department (IMPD) on the annual Badges for Baseball program which fosters positive relationships between vulnerable, inner-city youth and law enforcement. IMPD has its horse patrol, paramedics and bomb squad in attendance plus motorcycles, drones and test tasers. The Badges for Baseball program was created by the Cal Ripken, Sr. Foundation, with youth participants being empowered through team sports while learning about fitness, nutrition, financial literacy, bullying, resilience, adaptive sports for children with disabilities and more. Badges for Baseball was held at Forest Manor Park on July 12 before moving to Garfield Park on July 13.

**Big Brothers Big Sisters of Central Indiana:** Big Brothers Big Sisters of Central Indiana serves over 1,200 youth in the two surrounding counties. Indianapolis Indians Charities has supported this one-to-one mentorship program by participating in several BBBSI fundraising events including its annual Crew for Kids initiative with Crew Carwash. IIC has partnered with BBBSI for over 15 years.

**50/50 Raffle:** In April 2022 the Indianapolis Indians kicked off the organization's in-park 50/50 Raffle with half of the proceeds going directly to IIC. These funds are allocated to IIC's community partners for future projects and initiatives. The 50/50 Raffle gives fans the chance to win big while making a generous contribution to IIC at the same time. In its first year, the raffle raised \$35,000 for charity.

**Indianapolis Public Library:** Indianapolis Public Library Foundation partners with donors to enrich lives, foster lifelong learning and engage our diverse community through The Indianapolis Public Library. IIC was a proud supporter of the IPL's 2022 Summer Reading Program "Discover!" and welcomed its Bookmobile to the ballpark during an Indians game for fans to experience and enjoy.

**Indy RBI:** Indy RBI has been the proud exclusive Circle City affiliate of Major League Baseball's Reviving Baseball in Inner Cities (RBI) initiative since 1996. The program is designed to increase participation and interest in baseball and softball among youth. Indy RBI has served over 25,000 boys and girls ages 3-18 during its tenure and seeks an annual goal of having 2,500 youth baseball and softball players in its program.

**Indy Thunder:** Indy Thunder Beep Baseball is an organization for the blind and visually impaired community who wish to participate in an organized sport. IIC has partnered with the Indy Thunder for many years and are proud to celebrate with them as they won their fifth consecutive World Championship.

**Jersey Auctions:** Fans have supported local charities by bidding on autographed, game-worn jerseys since 2015. A staggering \$322,000 has been raised by generous fans at Victory Field through season-long jersey auctions. Jersey auction proceeds benefit IIC, and those funds are directed to local nonprofits and charitable work in central Indiana.

**KultureCity:** KultureCity is the nation's leading nonprofit on sensory accessibility and acceptance for those with invisible disabilities. IIC partnered with KultureCity to provide sensory certification training to all Indians full-time and part-time staff. KultureCity also helped guide IIC in implementing areas and spaces throughout Victory Field to make it sensory inclusive in addition to providing sensory bags for fans on game days.

**League of Miracles:** League of Miracles is a sports complex located in Indianapolis that is specifically designed for people with special needs and their families to participate in recreational activities. IIC's sponsorship of League of Miracles' annual gala helped fund its field light installation.

**Michael Parker's Wish:** On Sept. 22 the Indianapolis Indians signed 8-year-old Michael Parker to a one-day contract to make him the newest member of the team prior to that night's game at Victory Field. Following months of treatment and a bone marrow transplant, Michael's up-and-down journey while fighting blood cancer and ultimately entering remission at Ronald McDonald House in Indianapolis inspired the Indians to fulfill Michael's dream of attending his first baseball game. In partnering with Make-A-Wish® Ohio, Kentucky and Indiana, Michael's one-day contract included a personalized Circle City jersey and hat, a team-signed and personalized Marvel Loki jersey, set of Marvel Super Hero bobbleheads and comic book, batting practice and a clubhouse tour with his new teammates and coaches, the chance to throw the ceremonial first pitch, and join Indians manager Miguel Perez for the pregame lineup exchange. Michael and his family enjoyed the game with a table in the Elements Financial Club.



**MLB PLAY BALL Weekend with Indy RBI:** The Indianapolis Indians teamed with Indy RBI for a memorable weekend of youth baseball and softball fun on June 11 at Forest Manor Park on the near eastside of Indianapolis. All kids ages 6-12 were eligible to participate in the PLAY BALL event that include a bat & ball game, home run derby, baserunning races and more alongside Indians players and the club's mascot Rowdie. Registration was free to all participants.

**Nine13sports:** Nine13sports was founded by a professional cyclist in 2012 as a nonprofit that uses cycling to encourage health and fitness for children of all ages and abilities. This year, IIC hosted Nine13sports' Alumni Ride and Kids Ride at Victory Field. Through a \$15,000 donation, nearly 600 students at Riverside IPS #44 learned the necessary skills to maintain a bicycle and ride safely. Graduates earned a new bicycle, helmet, lock and tool set as part of the program.

**Outreach Inc.:** Outreach Inc. proudly equips and empowers homeless teens and young adults to achieve stability and life transformation. IIC celebrates high school graduates annually with supplies for their next chapter of life. IIC's contribution helped fund purchases of laptops, grocery and bus pass gift cards, backpacks and school supplies for Outreach graduates. The Indians hosted graduating seniors during a game at Victory Field following the completion of the 2022 spring semester.

**Pitch Hit & Run with Indy RBI:** The Indianapolis Indians hosted Pitch Hit & Run, the official skills competition of Major League Baseball, on June 28 at Victory Field. Participation was free to all boys and girls ages 7-14. Participants competed in baseball and softball drills including pitching for accuracy, hitting for distance and baserunning for speed. Overall winners from each age group advanced to the regional team championship before ultimately finishing with the finals during MLB All-Star Week at Los Angeles' Dodger Stadium.

**Riley Children's Foundation:** In August 2022, Indians outfielder Travis Swaggerty and his family, along with IIC, each made \$1,000 donations to the Riley Children's Foundation. Swaggerty's wife Peyton gave birth to their baby girl, Sutton Hollie Swaggerty, six weeks early at 4 pounds, 14 ounces on Sept. 12, 2021. Sutton spent the next five days in the NICU at a hospital in Mississippi. The Swaggerty family was thankful for the care Sutton received in the NICU and as a sign of their gratitude, donated alongside IIC to the Riley Children's Foundation.

**Spark for Change:** The Indians often recognize families, individuals and organizations who are sparking change in their communities. IIC recognized these nonprofits by giving them the opportunity to ignite the fireworks on select nights at Victory Field.

**Special Olympics Indiana:** Special Olympics Indiana is a part of the movement to use sport, health, education and leadership programs to end discrimination against and empower people with intellectual disabilities. Softball is Special Olympics Indiana's fourth-most popular sport, promoting personal growth and development among its athletes, to encourage active lifestyles, and to improve self-esteem among children and adults with intellectual disabilities throughout Indiana. Starting in 2020, Special Olympics has featured activities in the Indianapolis Indians Baseball in Education workbooks. These three age-specific interactive resources facilitate conversation on how to be tolerant and inclusive.

**Teachers' Treasures:** Teachers' Treasures obtains and distributes school supplies free to teachers of students who are living in poverty. IIC was one of the few founders of Teachers' Treasures Global Language Giving Library which officially opened on Sept. 8. This library obtains and distributes books representing a global assortment of languages, reading levels and cultures to teachers to provide for students throughout Marion County.

**TeenWorks:** TeenWorks empowers teens to discover a new level of self-confidence, recognize that achieving professional success is within their reach, and build their resources to make it happen through community-based work and weekly professional development. IIC's contribution helped support TeenWorks' Summer and Pro programs which are designed to offer teens summer employment, work experience and professional development training to prepare them for post-secondary opportunities.

**"The Nine":** Minor League Baseball (MiLB) introduced "The Nine" initiative in January 2022 to attract, engage and welcome Black fans and businesses into MiLB ballparks across the country. The Indians first recognized the top Black ballplayers in Indianapolis' rich baseball history, including players from the Indians and Negro Leagues' Indianapolis ABCs and Indianapolis Clowns. Then in June, the Indians and Indiana Civil Rights Commission (ICRC) hosted a night to honor the Negro Leagues and the Indianapolis Clowns. Family members of former Clowns players were honored before the game, and the Indians wore Clowns jerseys which were auctioned off to benefit IIC.

**TherAplay:** The Children's TherAplay Foundation, Inc. is the largest pediatric hippotherapy facility in the country, providing physical and occupational therapies using equine movement as a treatment tool for children with special needs. In 2020, IIC support the expansion and renovation of its new facility. IIC also contributed funding for a 2021 need-based scholarship program for current families who are facing challenges that make payment of their co-pay and out-of-pocket expenses more difficult.





**2023 INDIANS**





# MIGUEL PEREZ

**MANAGER**
**Born:** 9/25/83 in Guatire, Miranda, Venezuela

**Opening Day Age:** 39

**Resides:** Guatire, Miranda, Venezuela

**School:** Juan Jose Abreu High School (Caracas, Venezuela)

**Experience:** 6th season as minor league manager (6th with Pittsburgh, 2nd with Indianapolis)

## PEREZ'S CAREER MANAGERIAL RECORD

YEAR	CLUB (Org)	LEAGUE (Class)	W	L	PCT	DIVISION	POSTSEASON
2017	Bristol Pirates (PIT)	Appalachian League (R+)	17	49	.258	5th	.....N/A
2018	Bristol Pirates (PIT)	Appalachian League (R+)	31	37	.456	T-3rd	.....N/A
2019	Greensboro Grasshoppers (PIT)	South Atlantic League (A)	79	59	.572	3rd	.....N/A
2021	Altoona Curve (PIT)	Double-A Northeast (AA)	58	59	.496	5th	.....N/A
2022	Indianapolis Indians (PIT)	International League (AAA)	74	75	.497	T-4th	.....N/A

**Career Totals** **259**   **279**   **.481**

## CAREER SUMMARY

### INDIANAPOLIS

- > Named as Indianapolis' manager on 1/12/22.
- > Led the Indians to a 74-75 record during his first season as Triple-A manager in 2022 and finished tied for fourth in the 10-team International League West.
- > Finished with a 41-34 record at home, the 21st winning record in Victory Field history.
- > Recorded the most wins in Triple-A (28) from 7/23-9/9 thanks to a season-best 17-10 record in August.
- > Guided 11 of a franchise-record 86 players to their MLB debuts with Pittsburgh, the most since Indy sent a Pirates affiliation-high 12 to the big leagues in 2016.

### MANAGERIAL CAREER

- > Led Altoona to a 58-59 record in 2021, dropping to below .500 due to injuries after being a season-high 10 games above that mark on 8/5 (44-34).
- > Was announced as High-A Bradenton's manager prior to the cancellation of the 2020 minor league baseball season.
- > In 2019, led Greensboro to a 79-59 record and a third-place finish among all 14 South Atlantic League teams; was his first winning season as a manager.
- > Served as manager of Bristol from 2017-18, his first managerial role.
- > Improved from a .258 winning percentage in 2017 to a .456 winning percentage in 2018.

### COACHING CAREER

- > Served as a player-coach for Indianapolis in 2016; the team went 70-74 under manager Dean Treanor that season.
- > Awarded the Chuck Tanner Award at spring training in 2015, an award given annually since 2011 by the Pirates Player Development department to someone on the minor league staff who best exemplifies Tanner's optimism, work ethic and leadership.
- > Coaching career began in 2014 with Single-A West Virginia and continued in 2015 with Altoona.

### PLAYING CAREER

- > Signed by Cincinnati as a non-drafted free agent on 11/15/00 and made his professional debut with the VSL Reds in 2001.
- > Named Cincinnati's minor league Defensive Player of the Year and was selected to the Florida State League midseason All-Star team in 2005.
- > Made his MLB debut with the Reds on 9/7/05 vs. Milwaukee and became the first player from his hometown of Guatire, Miranda, Venezuela to play in the majors.
- > Was a spring training invitee for the Pirates in 2008-09.
- > Appeared in 19 total games for Indianapolis across parts of three seasons (2009, 2011-12).

### PERSONAL

- > Resides in Guatire, Miranda, Venezuela with his wife, Mariafernada Lara, who is a former gymnast for the Venezuelan Rhythmic Gymnastics Team.
- > Has one daughter, Vanessa (16) and one stepdaughter, Jenifer (13).



Perez returns for his second season as Indianapolis' manager in 2023.



## DAN MEYER

## PITCHING COACH

**Born:** 7/3/81 in Woodbury, N.J.  
**Opening Day Age:** 41  
**Resides:** North Stonington, Conn.

**School:** James Madison (Harrisonburg, Va.) University  
**Experience:** 10th season of professional instruction, (2nd with Pittsburgh, 2nd with Indianapolis)

### MEYER'S PROFESSIONAL COACHING CAREER

YEAR	CLUB (Org)	LEAGUE (Class)	POSITION	TEAM STATS
2014	Danville Braves (ATL)	Appalachian League (R+)	Pitching Coach	38-30, 3.39 ERA (222er/589.0ip), 575 K
2015	miLB (ATL)	N/A	miLB Rehabilitation Coordinator	N/A
2016	Rome Braves (ATL)	South Atlantic League (A)	Pitching Coach	70-69, 3.69 ERA (500er/1220.1ip), 1162 K
2017	Rome Braves (ATL)	South Atlantic League (A)	Pitching Coach	74-65, 3.19 ERA (446er/1258.0ip), 1254 K
2018	Rome Braves (ATL)	South Atlantic League (A)	Pitching Coach	71-65, 3.73 ERA (485er/1171.0ip), 1143 K
2019	Florida Fire Frogs (ATL)	Florida State League (A+)	Pitching Coach	54-82, 3.72 ERA (471er/1141.0ip), 1079 K
2021	Mississippi Braves (ATL)	Double-A South (AA)	Pitching Coach	67-44, 3.58 ERA (417er/953.0ip), 1083 K
2021	Mississippi Braves (ATL)	Double-A South (AA)	Interim Manager	<b>Won Double-A South Title</b>
2022	Indianapolis Indians (PIT)	International League (AAA)	Pitching Coach	74-75, 4.58 ERA (655er/1287.2ip), 1256 K

### CAREER SUMMARY

#### PLAYING CAREER

- Named as Indianapolis' pitching coach on 1/12/22.
- Led the staff to a franchise-record 1,256 strikeouts.
- Coached the Indians to their first no-hitter since 2012 on 4/13 at St. Paul, with RHPs Chase De Jong (7.0ip), Austin Brice (1.0ip) and Yerry De Los Santos (1.0ip) combining for the feat.

#### COACHING CAREER

- Was named as Double-A Mississippi's pitching coach in 2021 and ended the season as the interim manager.
- Led Mississippi to a Double-A South title and was named the league's Manager of the Year.
- Was named as High-A Florida's pitching coach in 2020 prior to the cancellation of the 2020 minor league baseball season.
- Was named Coach of the Year in the South Atlantic League in 2016 while serving as pitching coach for the league champion, Single-A Rome.
- Promoted to being Atlanta's miLB rehabilitation coordinator, a new position, in 2015.
- Began his coaching career as the pitching coach for Rookie-Advanced Danville in 2014.

- Selected as the 34th overall pick in the 2002 First-Year Player Draft by Atlanta.
- Made his MLB debut at New York (NL) on 9/14/04.
- Played in stints with Atlanta (2004), Oakland (2007-08) and Florida (2009-10).
- Made a career-high 71 appearances in 2009 and won his first major league game on 6/12/09 at Toronto.
- Picked up his first career save on 6/24/09 vs. Baltimore.
- Went 3-9 with two saves and a 5.46 ERA (69er/113.2ip) in 103 career MLB games.
- Appeared on the mound with Indianapolis in 2011, the final year of his playing career, and posted a 7.45 ERA (16er/19.1ip) in 14 games.

#### PERSONAL

- Resides in North Stonington, Conn. with his wife Bryant and three children, Greyson (10), Charlie (7) and Bennett (3).
- Played college baseball at James Madison (Harrisonburg, Va.) University, where he was a member of the Dukes' 2002 NCAA Tournament Team.
- Also led Kingsway Regional (Woolwich Township, NJ.) High School to the 1999 South Jersey Group II final.



## DREW BENES

## BULLPEN COACH

**Born:** 11/4/88 in Evansville, Ind.  
**Opening Day Age:** 34  
**Resides:** Bradenton, Fla.

**School:** Arkansas State (Jonesboro) University  
**Experience:** 7th season of professional instruction (7th with Pittsburgh, 1st with Indianapolis)

### BENES' PROFESSIONAL COACHING CAREER

YEAR	CLUB (Org)	LEAGUE (Class)	POSITION	TEAM STATS
2017	West Virginia Power (PIT)	South Atlantic League (A)	Coach	--
2018	GCL Pirates (PIT)	Gulf Coast League (R)	Pitching Coach	27-25, 4.83 ERA (241er/449.0ip), 383 K
2019	Bradenton Marauders (PIT)	Florida State League (A+)	Pitching Coach	73-62, 3.42 ERA (436er/1147.1ip), 980 K
2021	Altoona Curve (PIT)	Double-A Northeast (AA)	Pitching Coach	58-59, 4.66 ERA (520er/1004.2ip), 999 K
2022	Altoona Curve (PIT)	Eastern League (AA)	Pitching Coach	71-66, 3.97 ERA (528er/1196.0ip), 1247 K

### CAREER SUMMARY


#### PLAYING CAREER

- Served as Altoona's pitching coach for the 2022 season and led the staff to the least home runs allowed in the Eastern League (129) and fourth-lowest ERA (3.97, 1,196.0ip).
- Led a staff that featured three of Pittsburgh's current top 10 prospects (*Baseball America*) prior to their respective promotions to Indianapolis: No. 4 Luis Ortiz, No. 5 Quinn Priester and No. 9 Mike Burrows.
- Served as pitching coach for the GCL Pirates (2018) and High-A Bradenton (2019); was named Bradenton's pitching coach in 2020 prior to the cancellation of the minor league season.
- Began his professional coaching career with Single-A West Virginia in 2017.
- Spent two years (2015-16) running the Rawlings St. Louis Prospects Baseball Club, a high school and youth baseball organization which focuses on the development of young athletes and provides training and exposure to assist in achieving their goals of getting to the next level.

- Selected by Cincinnati as a third baseman in the 47th round (1383rd overall) of the 2007 First-Year Player Draft but did not sign.
- Selected by St. Louis as a right-handed pitcher in the 35th round (1069th overall) of the 2010 First-Year Player Draft.
- Spent three seasons pitching in the Cardinals' farm system.
- Ended his playing career in 2013 after a seven-week spring training stint with Texas and a brief cameo with River City in the Frontier League.

#### PERSONAL

- Resides in Bradenton, Fla. with his wife Taylor and four children, Andrew III (8), Brooklyn (6), Addison (4) and a newborn son, Braden.
- Pitched for two years at Arkansas State (Jonesboro) University after being converted from an infielder to a pitcher.
- Is the son of former major league pitcher Andy Benes and the nephew of former major league pitcher Alan Benes.
- Received his degree in sports management from Arkansas State following his playing career.



## ERIC MUNSON

### HITTING COACH

**Born:** 10/3/77 in San Diego, Calif.

**Opening Day Age:** 45

**Resides:** Dubuque, Iowa

**School:** University of Southern California (Los Angeles)

**Experience:** 2nd season of professional instruction (2nd with Pittsburgh, 2nd with Indianapolis)

### MUNSON'S PROFESSIONAL COACHING CAREER

YEAR	CLUB (Org)	LEAGUE (Class)	POSITION	TEAM STATS
2022	Indianapolis Indians (PIT)	International League (AAA)	Hitting Coach	.255 AVG, 749 R, 44 3B, 138 HR, 683 RBI

### CAREER SUMMARY

#### INDIANAPOLIS

- Named as Indianapolis' hitting coach on 1/12/22 for his first year coaching in professional baseball.
- Led an offense that ranked first among International League teams with 44 triples, one shy of tying a Victory Field-era record.

#### INSTRUCTIONAL CAREER

- Has owned and operated Gold Standard Athletics, an indoor training facility in Dubuque, Iowa, since 2013.
- Began his career as an instructor with an undergraduate assistant role at the University of Southern California (2011-12) and later served as an assistant at the University of Dubuque (Iowa).
- Served as the assistant coach of the USA Baseball 18U national team in the summer of 2013 and captured the 2013 IBAF World Cup and Gold Medal in Taiwan.

#### PLAYING CAREER

- Selected by Detroit as the third overall pick in the 1999 First-Year Player Draft; was also selected by Atlanta in the second round (62nd overall) in the 1996 First-Year Player Draft but did not sign.
- Made his MLB debut on 7/18/00 vs. Cincinnati.
- His nine-year major league career included stints with Detroit (2000-04), Tampa Bay (2005), Houston (2006-07) and Oakland (2009).
- Singled off Eric Milton for first MLB hit on 9/19/01 at Minnesota and connected off Milton for his first home run on 10/3/01.
- Played in a career-high 109 games and hit a career-high 19 homers with the Tigers in 2004.

#### PERSONAL

- Resides in Dubuque, Iowa with his wife Shanda and two children, son Solen (18) and daughter Soraya (14).
- Is a 1996 graduate of Mt. Carmel (San Diego) High School, where he was a High School USA Today first-team All-American his senior season.
- Played baseball at the University of Southern California (Los Angeles), where he was Collegiate Baseball's preseason Player of the Year in 1999.
- Was a two-time Team USA member and a catcher on the 1998 College World Series Champion team that also featured pitcher Barry Zito and players Morgan Ensberg and Jason Lane.



## BRADY CONLAN

### INTEGRATED BASEBALL PERFORMANCE COACH

**Born:** 8/21/93 in Northridge, Calif.

**Opening Day Age:** 29

**Resides:** Chatsworth, Calif.

**School:** California State (Carson) University, Dominguez Hills

**Experience:** 4th season of professional instruction (3rd with Pittsburgh, 2nd with Indianapolis)

### CONLAN'S PROFESSIONAL COACHING CAREER

YEAR	CLUB (Org)	LEAGUE (Class)	POSITION
2021	Bradenton Marauders (PIT)	Low-A Southeast (A)	Development Coach
2022	Indianapolis Indians (PIT)	International League (AAA)	Integrated Baseball Performance Coach

### CAREER SUMMARY

#### INDIANAPOLIS

- Named as Indianapolis' Integrated Baseball Performance Coach on 1/12/22, a new position in Pittsburgh's farm system.
- Served as Indy's first base coach for most of the season, assisting in the team recording the fifth-most stolen bases in the International League (157) and its most since leading the league in 2015.

#### COACHING CAREER

- Spent 2021 as a development coach with Single-A Bradenton.
- Named as a hitting coach for the DSL Dodgers prior to the cancellation of the 2020 minor league season, his first year coaching in affiliated baseball.
- Began his coaching career in the collegiate ranks, serving as director of player development for the California State (Los Angeles) University, Northridge baseball team in 2019 following a two-year stint as an assistant coach at his alma mater, California State (Carson) University, Dominguez Hills.

#### PLAYING CAREER

- Selected by Chicago (AL) in the 24th round (716th overall) of the 2016 First-Year Player Draft and made his professional debut with Great Falls in the Pioneer League.
- Reached High-A Winston-Salem in 2017, his final season playing affiliated baseball, and played in a career-high 116 games.
- Made six appearances with Lake Erie in the independent Frontier League in 2018.

#### PERSONAL

- Resides in Chatsworth, Calif. with his wife, Erin and newborn daughter, Olivia.
- Played for the Philippines National Team and went 3-for-7 with a home run and three RBI during the 2017 World Baseball Classic qualifiers.
- Former infielder played baseball at Cal State/Dominguez Hills and compiled a .357 batting average, 39 doubles, nine home runs and 90 RBI in 130 games in his four seasons (2013-16).





## RUBÉN GOTAY

**BENCH COACH**

**Born:** 12/25/82 in Rio Piedras, Puerto Rico  
**Opening Day Age:** 40  
**Resides:** Fajardo, Puerto Rico

**School:** Indian Hills (Centerville, Iowa) Community College  
**Experience:** 5th season of professional instruction (3rd with Pittsburgh, 2nd with Indianapolis)

### GOTAY'S PROFESSIONAL COACHING CAREER

YEAR	CLUB (Org)	LEAGUE (Class)	POSITION
2018	Clearwater Threshers (PHI)	Florida State League (A+)	Coach
2019	Clearwater Threshers (PHI)	Florida State League (A+)	Coach
2021	Greensboro Grasshoppers (PIT)	High-A East (A+)	Hitting Coach
2022	Greensboro Grasshoppers (PIT)	South Atlantic League (A+)	Hitting Coach

### CAREER SUMMARY

#### COACHING CAREER

- Spent 2021-22 as the hitting coach for Greensboro.
- Coached catcher Endy Rodriguez in 2022, who went on to be named Pittsburgh's Minor League Player of the Year.
- Oversaw a team in 2021 that finished first among all High-A East teams in hits (1049) and total bases (1865), tied for first in runs (723), second in home runs (188), third in slugging (.454) and OPS (.790) and fifth in on-base percentage (.337).
- Also coached outfielder Matt Fraizer in 2021, who took home High-A East, Pirates and organizational *Baseball America* Player of the Year honors.
- Spent 2018-19 as a coach with Clearwater in the Phillies organization.

#### PLAYING CAREER

- Selected by Kansas City in the 31st round of the 2000 First-Year Player Draft.
- Spent parts of four major league seasons with the Royals (2004-05), Mets (2007) and Braves (2008).
- Former infielder compiled a .255 batting average, 12 home runs and 77 RBI in 316 big league games.
- Spent his final two seasons playing for the Long Island Ducks of the independent Atlantic League.

#### PERSONAL

- Rubén Gotay (pronounced "go-TIE").
- Attended Indian Hills (Centerville, Iowa) Community College; is one of 10 players in program history to play in the big leagues.



## ALAN BURR

**STRENGTH COACH**

**Born:** 9/26/83 in Roanoke Rapids, N.C.  
**Opening Day Age:** 39  
**Resides:** Clay, N.Y.

**School:** Appalachian State (Boone, N.C.) University  
**Experience:** 11th year of professional career (11th with Pittsburgh, 6th with Indianapolis)

### CAREER SUMMARY

#### INDIANAPOLIS

- Named as Indianapolis' strength and conditioning coach prior to the 2017 season.

#### PROFESSIONAL INSTRUCTION

- Spent the 2020 campaign at Pittsburgh's Alternate Training Site in Altoona.
- Previously worked with Double-A Altoona in 2014 and 2016, High-A Bradenton in 2015 and Single-A West Virginia in 2013.
- Spent six years in the collegiate ranks prior to entering Minor League Baseball; was the assistant strength and conditioning coach at Florida International University for two years (2011-12) and worked at Central Connecticut State (New Britain) University from 2008-11.
- Served as a strength and conditioning coach intern during the summer of 2008 at the Georgia Institute of Technology (Atlanta).

- Also served as a graduate assistant strength and conditioning coach at Appalachian State (Boone, N.C.) University from 2006-08.
- Began his strength and conditioning coaching career at Mike Boyle Strength and Conditioning in summer of 2006.

#### PERSONAL

- Is a certified and registered strength and conditioning coach by the National Strength and Conditioning Association and is a member of the Professional Baseball Strength and Conditioning Coach Society.
- Is a 2008 graduate of Appalachian State University, where he received a master's degree in exercise science.
- Also a 2005 graduate of East Carolina (Greenville, N.C.) University, where he received a bachelor's degree in exercise science.
- Resides in Clay, N.Y., with his wife Erin and two sons, Carter (9) and Weston (6).



## TYLER BROOKS

**ATHLETIC TRAINER**

**Born:** 11/16/92 in Lebanon, Pa.  
**Opening Day Age:** 30  
**Resides:** Cleona, Pa.

**School:** Messiah College (Mechanicsburg, Pa.)  
**Experience:** 8th year of professional career (7th with Pittsburgh, 2nd with Indianapolis)

### CAREER SUMMARY

#### INDIANAPOLIS

- Named as Indianapolis' athletic trainer on 1/12/22.

#### PROFESSIONAL CAREER

- Spent 2021 with Double-A Altoona and worked with the Peoria Javelinas during the Arizona Fall League.
- Spent 2019 with Short-Season A West Virginia and also worked with the Gigantes del Cibao in the 2019 Dominican Winter League.

- Was named the Appalachian League Trainer of the Year with the Bristol Pirates in 2018.
- Spent two years (2017-18) working at the Pirates academy for the DSL and instructional leagues.
- Was an athletic trainer intern with Boston for part of 2015.

#### PERSONAL

- Graduated from Messiah College (Mechanicsburg, Pa.) in May 2015 with a bachelor's degree in athletic training.



# CAM ALLDRED

LHP

**Born:** 7/25/96 in Batavia, Ohio  
**MLB Debut:** 5/12/22 (PIT) vs. CIN  
**Height/Weight:** 6-3/205  
**Twitter:** @CamAlldred

**Opening Day Age:** 26  
**ML Service:** 0.003  
**Bats/Throws:** L/L  
**Instagram:** @cam\_alldred

**Acquired:** Selected by PIT in 24th round (714th overall) of the 2018 First-Year Player Draft  
**2023 Baseball America Ranking (PIT):** N/A  
**2023 MLB Pipeline Ranking (PIT):** N/A

## AWARDS & HONORS

NYP All-Star (Mid, 2018)

- Began the season on Indianapolis' Opening Day roster and went 3-3 with a 4.07 ERA (30er/66.1ip) and 62 strikeouts in 42 games (two starts).
- Matched his career high with five strikeouts in 3.2 one-hit innings on 4/8 vs. Omaha, his season debut.
- Did not allow a run over 16.0 consecutive innings spanning 10 appearances from 4/20-5/24, the team's longest for the season.
- Made his first career start on 4/23 vs. Columbus and allowed two hits over a career-high 4.0 scoreless innings.
- Had his contract selected by Pittsburgh on 5/11 and made his major league debut one day later vs. Cincinnati; tossed 1.0 scoreless inning with one hit allowed and caught Tyler Stephenson looking for his first MLB strikeout.
- Did not surrender a home run through the first four months of the season (27 appearances, 42.2ip); gave up five home runs in August and September combined (15 appearances, 23.2ip), including two career-high two-homer outings.
- Allowed two earned runs on four hits in 2.1 innings during his first outing of August and then combined for just five hits allowed in 7.2 innings over seven scoreless outings to end the month; compiled a 1.80 ERA (2er/10.0ip), 13 strikeouts and 1.10 WHIP.
- Surrendered a career-high seven runs on a career-high seven hits in 0.2 innings on 9/11 at Omaha.
- Went 2-1 with a 2.09 ERA (9er/38.2ip) and 1.19 WHIP in 22 games (one start) at home with Indianapolis.

## 2021

- Began the season with Double-A Altoona and went 4-0 with a 2.53 ERA (15er/53.1ip), 1.05 WHIP and .176 batting average against (33-for-188) in 28 games.
- Struck out a career-high tying five batters (2.1ip) on 5/20 at Harrisburg.
- Went on an 11.0-inning scoreless streak (five appearances) from 5/12-27; compiled a 1.32 ERA (2er/13.2ip) with 17 strikeouts in May.
- After giving up one home run on 5/5 vs. Bowie, his first outing of the season, went 12 consecutive appearances (21.0ip) without surrendering a long ball.
- Did not allow a hit in four consecutive appearances (6.2ip) from 6/12 (2)-25.
- Tossed a career-high 3.2 innings in relief for the first time on 7/3 (1) at Hartford.
- Walked a career-high five batters in 2.0 hitless innings on 8/19 vs. Somerset.
- Promoted to Indianapolis on 9/8 and registered a 0.71 ERA (1er/12.2ip) with seven walks and 10 strikeouts in five appearances.
- Tossed 2.1 hitless innings on 9/30 vs. Nashville, his final appearance of the season.

## TRANSACTIONS

- Selected by PIT (24th round, 714th overall) in the 2018 First-Year Player Draft.
- Had his contract first selected by PIT on **May 11, 2022**.

## CAREER SUMMARY

### 2022

### 2019

- Spent the entire season with Single-A Greensboro and went 4-1 with a 4.20 ERA (28er/60.0ip) and 63 strikeouts in 39 games.
- Earned his first professional win on 5/15 (2) vs. Delmarva with 2.0 hitless innings and three strikeouts.
- Surrendered six hits on 5/31 vs. Lakewood; also surrendered a then-career-high four earned runs twice (6/20 vs. Delmarva, 7/13 vs. West Virginia).
- Recorded a career-high five strikeouts in 2.1 innings on 8/15 vs. Augusta.

### 2018

- Split the season between Short-Season A West Virginia (18 games) and Single-A West Virginia (two games), going 0-2 with a 1.80 ERA (6er/30.0ip) and 32 strikeouts.
- Made his professional debut on 6/18 at Batavia and tossed 1.0 hitless inning in relief.
- Registered a 19.0-inning scoreless streak in 12 appearances from 7/3-8/10; had six hits allowed, six walks and 20 strikeouts in that stretch.
- Converted his first professional save with 1.0 perfect inning on 7/11 at Hudson Valley.

## PERSONAL

- Cameron Mitchell Alldred.
- Was a second-team All-AAC selection in 2018 as a junior at the University of Cincinnati; went 5-3 with a 3.95 ERA and 85 strikeouts in 14 appearances (14 starts) that year.
- 2015 graduate of Country Day (Cincinnati) High School, where he was named the Ohio Division IV Player of the Year as a senior and a two-time All-Ohio Selection in 2014 and 15.
- Also was conference Player of the Year in basketball and all-conference in football.

## SINGLE-GAME HIGHS/MISCELLANEOUS

### Complete Games

N/A

### Winning Streak

4, 5/12-8/21 @ AAA

### Hits Allowed

7, 9/11/22 @ Omaha (AAA)

### Strikeouts

5 (3x), MR: 4/8/22 vs. Omaha (AAA)

### Shutouts

N/A

### Losing Streak

2, 6/15-7/6/22 (AAA)

### Earned Runs Allowed

7, 9/11/22 @ Omaha (AAA)

### 10+ Strikeout Games

N/A

### Innings (Start)

4.0, 4/23/22 vs. Columbus (AAA)

### Innings (Relief)

3.2 (2x), MR: 4/8/22 vs. Omaha (AAA)

### Home Runs Allowed


2 (2x), MR: 9/26/22 @ Columbus (AAA)

### Walks

5, 8/19/21 vs. Somerset (AA)

## CAREER PITCHING STATS

YEAR	TEAM	LG	LVL	DRG	W-L	ERA	G-6S	CG	SHO	SV-SVO	IP	H	R	ER	HR	HB	BB-IBB	SO	WHIP	AVG	AB
2018	WV Black Bears	NYP	A-	PIT	0-1	1.63	18-0	0	0	1-3	27.2	16	5	5	0	1	9-0	30	0.90	180	89
2018	WV Power	SAL	A	PIT	0-1	3.86	2-0	0	0	1-1	12.2	12	2	1	2	1	7-0	10	1.50	261	46
2022	Indianapolis	INT	AAA	PIT	3-3	4.07	42-2	0	0	1-4	66.1	66	33	30	5	3	25-0	62	1.37	260	254
2019	Greensboro	SAL	A	PIT	4-1	4.20	39-0	0	0	3-4	60.0	59	28	28	6	5	24-0	63	1.38	263	224
2020											DID NOT PLAY										
2021	Altoona	NE	AA	PIT	4-0	2.53	28-0	0	0	1-3	53.1	33	17	15	5	5	23-0	49	1.05	176	188
2021	Indianapolis	E	AAA	PIT	0-0	0.71	5-0	0	0	1-1	12.2	12	2	1	2	1	7-0	10	1.50	261	46
2022	Indianapolis	INT	AAA	PIT	3-3	4.07	42-2	0	0	1-4	66.1	66	33	30	5	3	25-0	62	1.37	260	254
2022	PITTSBURGH	NL	MLB	PIT	0-0	0.00	1-0	0	0	0-0	1.0	1	0	0	0	0	0-0	1	1.00	250	4
	Major League Totals				0-0	0.00	1-0	0	0	0-0	1.0	1	0	0	0	0	0-0	1	1.00	250	4
	Triple-A Totals				3-3	3.53	47-2	0	0	2-5	79.0	78	35	31	7	4	32-0	72	1.39	260	300
	Minor League Totals				11-6	3.24	134-2	0	0	7-16	222.1	190	87	80	18	15	89-0	216	1.25	234	812



# ANDRÉS ALVAREZ

INF

Born: 3/29/97 in Chula Vista, Calif.

MLB Debut: N/A

Height/Weight: 5-8/185

Twitter: @and6alv

Opening Day Age: 26

ML Service: 0.000

Bats/Throws: R/R

Instagram: @paps.3

Acquired: Selected by PIT in 22nd round (664th overall) of the 2019 First-Year Player Draft

2023 *Baseball America* Ranking (PIT): No. 30

2023 MLB Pipeline Ranking (PIT): N/A

## BA PROSPECT RANKINGS

MLB:  
Org: PIT – #30 ('23), #30 ('22)  
Tools:

## TRANSACTIONS

Selected by PIT (22nd round, 664th overall) in the 2019 First-Year Player Draft.

## CAREER SUMMARY

### 2022

- Spent the entire season with Double-A Altoona and hit .220 (81-for-368) with 20 home runs in 110 games.
- Launched solo home runs in each of his first two games.
- Hit safely in nine consecutive games from 5/11-22 with a .419 average (13-for-31) with five home runs and seven RBI.
- Homered in three consecutive games from 5/15-18 vs. Somerset and Richmond.
- Went 3-for-5 with a triple, homer and career-high five RBI on 6/2 vs. Bowie.
- Launched a pair of home runs on 8/2 vs. Akron for his first career multi-homer performance.
- Hit 17 of his home runs against right-handed pitchers.
- Led Altoona and tied for the Eastern League lead with 64 walks; also ranked in the top five among team leaders in home runs (2nd), stolen bases (3rd, 21), RBI (4th, 50), total bases (5th, 158) and extra-base hits (1-5th, 35).

### 2021

- Began the season on the 7-day injured list; activated on 6/29 and spent the rest of the season with High-A Greensboro, hitting .288 (40-for-139) with 15 extra-base hits in 40 games.
- Went a career-high 4-for-5 with a run and two RBI in his season debut on 7/1 at Bowling Green.
- Hit safely in a career-high 11 consecutive games from 8/15 (2)-9/9 with six multi-hit performances, a .404 average (19-for-47), .787 slugging percentage and 1.249 OPS.
- Homered in four consecutive games from 9/3-7 with six RBI.
- Hit .356 (16-for-45) with five home runs and more walks (10) than strikeouts (nine) in 16 home games.
- Registered a .375 batting average (12-for-32) with runners in scoring position.

### 2019

- Split the season between GCL Pirates and Single-A Greensboro and hit .226 (33-for-146) in 43 games between both levels.
- Made his professional debut on 6/24 vs. GCL Twins and went 0-for-1; went 1-for-4 with a run the next day.
- Launched his first professional home run, a solo shot, on 8/24 (1) at GCL Orioles.
- Promoted to Greensboro on 8/28 and went 2-for-14 through the end of the season.

## PERSONAL

- Andrés Alvarez.
- Attended Washington State (Pullman) University, where he earned his bachelor's degree in social sciences in 2019.
- Was a two-time All-Pac 12 Conference selection for Washington State (played 156 games for the Cougars and made all of his starts at shortstop).
- Finished third in the Pac-12 with 131 assists and turned 24 double plays while also leading the league with 16 sacrifice bunts as a senior at Washington State.


## SINGLE-GAME HIGHS/MISCELLANEOUS

<b>Hits</b> 4, 7/1/21 @ Bowling Green (A+)	<b>Home Runs</b> 2, 8/2/22 vs. Akron (AA)	<b>Grand Slams</b> N/A	<b>Runs</b> 3, 8/24/19 (1) @ GCL Orioles (R)	<b>Walks</b> 3 (4), MR: 6/29/22 @ New Hampshire (AA)
<b>Hit Streak</b> 11, 8/15 (2)-9/9/21 (A+)	<b>RBI</b> 5, 6/2/22 vs. Bowie (AA)	<b>Multi-homer Games</b> 1, 8/2/22 vs. Akron (AA)	<b>Stolen Bases</b> 2 (5x), MR: 7/14/22 vs. Richmond (AA)	<b>Strikeouts</b> 5, 8/10/22 @ Binghamton (AA)

## CAREER BATTING STATS

YEAR	TEAM	LG	LVL	ORG	AVG	G	AB	R	H	2B	3B	HR	RBI	BB	IBB	SO	SB	CS	OBP	SLG	OPS	HBP	SAC	SF	GDP								
2019	GCL Pirates	GCL	R	PIT	.235	38	132	15	31	5	2	1	21	15	0	29	3	2	.336	.326	.662	5	1	0	4								
2019	Greensboro	SAL	A	PIT	.143	5	14	2	2	0	0	0	0	2	0	4	0	0	.250	.143	.393	0	0	0	1								
2020					DID NOT PLAY																												
2021	Greensboro	E	A+	PIT	.288	40	139	29	40	9	0	6	20	17	1	38	10	2	.367	.482	.849	1	0	1	0								
2022	Altoona	EAS	AA	PIT	.220	110	368	53	81	13	2	20	50	64	0	123	21	1	.339	.429	.768	5	1	5	11								
	<b>Minor League Totals</b>				<b>.236</b>	<b>193</b>	<b>653</b>	<b>99</b>	<b>154</b>	<b>27</b>	<b>4</b>	<b>27</b>	<b>91</b>	<b>98</b>	<b>1</b>	<b>194</b>	<b>34</b>	<b>5</b>	<b>.342</b>	<b>.413</b>	<b>.755</b>	<b>11</b>	<b>2</b>	<b>6</b>	<b>16</b>								





# Ji HWAN BAE

UTIL

**Born:** 7/26/99 in Daegu, Republic of Korea  
**MLB Debut:** 9/23/22 (PIT) vs. CHC  
**Height/Weight:** 5-11/185  
**Twitter:** @Bae\_ji\_hwan

**Opening Day Age:** 23  
**ML Service:** 0.013  
**Bats/Throws:** L/R  
**Instagram:** @bae\_ji\_hwan

**Acquired:** Signed by PIT as a non-drafted free agent on 3/10/18  
**2023 Baseball America Ranking (PIT / Tools):** No. 12 / Fastest Baserunner  
**2023 MLB Pipeline Ranking (PIT):** No. 13

## BA PROSPECT RANKINGS

MLB:  
 Org: PIT – #12 ('23), #25 ('22), #11 ('21), #9 ('20), #18 ('19)  
 Tools: PIT – Fastest Baserunner ('23), Best Hitter for Average ('20)

## TRANSACTIONS

- Signed by PIT as a non-drafted free agent on **March 10, 2018**.
- Had his contract first selected by PIT on **Sept. 23, 2022**.

## AWARDS & HONORS

Indianapolis Team MVP (2022) AFL Rising Star (2021) SAL Player of the Week (8/26/19)

## CAREER SUMMARY

### 2022

- Spent the majority of the season with Indianapolis and was named Team MVP after leading all team qualifiers with a .289 batting average, .362 on-base percentage, .430 slugging percentage, .792 OPS, 121 hits, 81 runs and 30 stolen bases.
- Ranked among International League leaders in triples (T-5th, 6), runs (T-8th), batting average (8th) and stolen bases (T-8th).
- Set a new career high in hits with a 5-for-6 performance on 4/29 at Iowa; drove in three runs on two doubles and a home run.
- Reached base safely in a career-high 28 consecutive games from 4/27-6/1, a streak that was tied with teammate Canaan Smith-Njigba and two others for the eighth-longest such streak in the IL; hit .339 (337-for-109) with five home runs, 30 runs and a 1.037 OPS during that stretch.
- Launched a pair of leadoff home runs in May, on 5/1 at Iowa and 5/20 vs. Toledo; were the first two leadoff home runs of his career.
- Named Indianapolis' May Player of the Month after hitting .322 (29-for-90) with 25 runs and a .983 OPS in 24 games; was his first of three months finishing with a batting average above .300.
- Compiled a .325 batting average (40-for-123) against left-handed pitchers.
- Hit .412 with nine RBI in 22 plate appearances with runners at first base.
- His 30 stolen bases were the most by an Indians baserunner since **Alen Hanson (36)** in 2016 and are tied with **Chase D'Arnaud (30)** in 2014 for the 10th-most stolen bases by an Indian since 2005.
- Also became just the 14th Indians batter in the last 50 seasons to hit at least eight home runs and steal 30-plus bases in a single season, joining the likes of **Ken Griffey, Lary Walker** and **Andrew McCutchen**.
- Had his contract selected by Pittsburgh on 9/23 and made his MLB debut vs. Chicago (NL) that day as Pittsburgh's starting second baseman; went 1-for-3 with a walk and two stolen bases.
- Singled off RHP **Erich Uelmen** in the bottom of the ninth inning for his first MLB hit.
- Hit .333 (11-for-33) with five runs, three doubles, six RBI and three stolen bases in 10 total games with Pittsburgh to end the season, four of which were multi-hit contests.

### 2021

- Spent the majority of the season with Double-A Altoona and hit .278 (89-for-320) in 83 games.
- Notched four consecutive multi-hit games at Richmond from 6/2-6, including a four-hit game on 6/5.
- Went 11-for-23 with four extra-base hits in six June games before suffering a knee injury; placed on the 7-day injured list on 6/9 and was reinstated on 7/6.
- Made two rehab appearances with FCL Pirates Gold and FCL Pirates Black; went 3-for-7 with a home run, two RBI and three runs combined.
- Hit safely in 14-of-18 games with Altoona after returning from the injured list, seven of which were two hit games, with a .292 (21-for-72) and nine extra-base hits.
- Homered three times with six RBI in a four-game span vs. Harrisburg from 7/28-31.
- Hit .301 (44-for-146) with an .847 OPS in 41 home games with Altoona.

- Recorded a .355 batting average (22-for-62) with runners in scoring position, the second-best mark by a Curve batter with 75 or more plate appearances.
- Hit .316 (6-for-19) with runners in scoring position and two outs.
- Ranked among Pirates farmhands in triples (T-4th, 5), stolen bases (T-5th, 20), runs (T-7th, 66) and batting average (7th, 281).

### 2019

- Spent the season with Single-A Greensboro and hit .323 (106-for-328) with 30 extra-base hits and 38 RBI in 86 games.
- Suspended 30 games by the office of MLB commissioner **Rob Manfred** on 4/18 for violating the league's domestic violence policies.
- Returned on 5/23 and continued a streak of six consecutive multi-hit contests from 4/17-5/27, including his first career four-hit game on 5/24 at West Virginia.
- Stole a career-high two bases on 7/13 vs. West Virginia, tied that mark twice more during the season (8/6 at Greenville, 8/8 vs. Asheville).
- Had two career-high nine-game hitting streaks in August, one from 8/4-13 and the other from 8/17-26.
- Notched his second four-hit game on 8/22 at Delmarva while driving in a career-high five RBI; two of the hits were doubles and he also scored three runs.
- Finished August with a .370 clip (37-for-100) with 10 extra-base hits, 18 RBI and 13 stolen bases for the month.
- Led the South Atlantic League and all Pirates minor leaguers in batting average.
- His 31 stolen bases led Greensboro, ranked third among Pirates minor leaguers and tied for fourth in the SAL.
- Also ranked third in the league in on-base percentage (.403), fifth in OPS (.833) and 10th in slugging percentage (.430).

### 2018

- Spent the entire season with GCL Pirates and hit .271 (35-for-129) with 13 RBI in 35 games.
- Walked 15 times compared to 16 strikeouts.
- Notched his first professional hit in his debut on 6/18 vs. GCL Blue Jays, a double.
- Improved from a .167 batting average (4-for-24) in June to a .321 batting average (17-for-53) in July.
- Had the first multi-hit game of his career on 7/2 at GCL Braves, going 2-for-3 with two walks.
- Notched his first of five three-hit games on 7/6 vs. GCL Tigers West, a season high.
- Set a season high with three RBI on 7/11 at GCL Phillies East, also his first of two games with a pair of doubles.

## PERSONAL

- Ji Hwan Bae (pronounced "JEE-juan BAY").
- Attended **Kyeong-buk (Republic of Korea) High School** and batted .474 in 27 games during his final year.
- Became enamored by Major League Baseball while following **Shin-Soo Choo's** career.
- Puts on baseball camps for children in Republic of Korea during the offseason.

## SINGLE-GAME HIGHS/MISCELLANEOUS

Hits	Home Runs	Grand Slams	Runs	Walks
5, 4/29/22 @ Iowa (AAA)	1 (16x), MR: 7/12/22 @ Columbus (AAA)	N/A	4 (2x), MR: 9/11/22 @ Omaha (AAA)	3 (4x), MR: 9/21/22 vs. St. Paul (AAA)
Hit Streak	RBI	Multi-homer Games	Stolen Bases	Strikeouts
9 (3x), MR: 5/19 (T)-29/22 (AAA)	5, 8/22/19 @ Delmarva (A)	N/A	2 (7x), MR: 9/23/22 vs. Chicago (NL)	4, 8/4/21 @ Akron (AA)

## CAREER BATTING STATS

YEAR	TEAM	LG	LVL	ORG	AVG	G	AB	R	H	2B	3B	HR	RBI	BB	IBB	SO	SB	CS	OBP	SLG	OPS	HBP	SAC	IF	GIDP
2018	GCL Pirates	GCL	R	PIT	.271	35	129	24	35	6	2	0	13	15	2	16	10	4	.362	.349	.711	5	0	3	0
2019	Greensboro	SAL	A	PIT	.323	86	328	69	106	25	5	0	38	43	0	77	31	11	.403	.430	.833	3	3	3	3
2020	DID NOT PLAY – PITTSBURGH'S ALTERNATE TRAINING SITE																								
2021	Altoona	NE	AA	PIT	.278	83	320	63	89	12	5	7	31	38	0	83	20	8	.359	.413	.771	4	0	3	3
2021	FCL Pirates G	FCL	R	PIT	.333	1	3	1	1	0	0	1	1	0	0	0	0	0	.333	1.333	1.667	0	0	0	0
2021	Indianapolis	INT	AAA	PIT	.500	1	4	2	2	0	0	0	1	0	0	0	0	0	.500	.500	1.000	0	0	0	0
2022	PITTSBURGH	NL	MLB	PIT	.289	108	419	81	121	23	6	8	53	48	1	80	30	8	.362	.430	.792	2	1	3	5
2022	PITTSBURGH	NL	MLB	PIT	.333	10	33	5	11	3	0	0	6	2	0	6	3	0	.405	.424	.829	2	0	1	3
	Major League Totals				.333	10	33	5	11	3	0	0	6	2	0	6	3	0	.405	.424	.829	2	0	0	0
	Triple-A Totals				.289	108	419	81	121	23	6	8	53	48	1	80	30	8	.362	.430	.792	2	1	3	5
	Minor League Totals				.294	314	1203	240	354	66	18	16	137	144	3	256	91	31	.373	.419	.792	14	4	12	11



# BEAR BELLOMY

RHP

**Born:** 11/29/96 in Charleston, W.V.  
**MLB Debut:** N/A  
**Height/Weight:** 6-2/220  
**Twitter:** @Smokey\_da\_BEAR

**Opening Day Age:** 26  
**ML Service:** 0.000  
**Bats/Throws:** R/R  
**Instagram:** @bear\_bellomy

**Acquired:** Selected by PIT in 28th round (844th overall) of the 2019 First-Year Player Draft  
**2023 Baseball America Ranking (PIT):** N/A  
**2023 MLB Pipeline Ranking (PIT):** N/A

## BA PROSPECT RANKINGS

## TRANSACTIONS

MiLB:  
 Org:  
 Tools:

Selected by PIT (28th round, 844th overall) in the 2019 First-Year Player Draft.

## CAREER SUMMARY

### 2022

- Spent the entire season with Double-A Altoona and went 1-2 with a 7.04 ERA (43er/55.0ip) in 31 relief appearances.
- Surrendered just seven earned runs in 28.1 innings (2.22 ERA) with 20 strikeouts, a 0.92 WHIP and .206 batting average against in 14 appearances from 5/14-7/17 after being charged with 14 earned runs in his first 9.2 innings (five appearances).
- Did not allow a run over 11.0 consecutive innings from 5/25-6/15 (five appearances), his longest scoreless stretch of the season.
- Compiled a 2.25 ERA (3er/12.0ip) in six appearances in June for his best month of the season.
- Gave up a career-high six earned runs in back-to-back appearances, on 7/26 and 7/31 at Bowie.

### 2021

- Began the season with High-A Greensboro and went 9-2 with a 4.57 ERA (34er/67.0ip) and 85 strikeouts in 34 games.
- His career-high nine wins tied Hudson Valley's Josh Maciejewski for the High-A East lead.
- Went on a season-high 11.1-inning scoreless streak from 6/1-22; had a 0.62 WHIP with one walk allowed and .150 batting average against (6-for-40) during that stretch.
- Compiled a 1.26 ERA (2er/14.1ip) in eight outings in June.
- Won a career-high four consecutive decisions from 7/9-8/11; tossed 2.0-plus perfect innings in a pair of those four wins.
- Tossed a career-high tying 4.0 relief innings on 6/13 and 8/5, both outings against Hickory.
- Struck out a career-high eight batters in 3.1 innings on 9/15 at Hudson Valley.
- Went 6-1 with a 2.51 ERA (9er/32.1ip) in 15 road games in the High-A East; went 3-1 with a 6.49 ERA (25er/34.2ip) at home.
- Tossed 2.0 perfect innings with five strikeouts in Game 2 of the High-A East Championship Series vs. Bowling Green on 9/24; took the loss in Game 5 at Bowling Green on 9/28 (1.0ip, 3h, 5r, 4er, 1hb, 1k).
- Promoted to Indianapolis on 9/30 and surrendered one hit in 1.0 inning in his lone Triple-A appearance.

### 2019

- Split the season between Rookie-Advanced Bristol and Short-Season A West Virginia with a 1-1 combined record, 2.83 ERA (13er/41.1ip) and 40 strikeouts in 16 games (five starts).
- Began the season with Bristol and did not allow an earned run in seven appearances (11.0ip) with just one walk and 17 strikeouts.
- Surrendered one unearned run in 1.0 inning during his professional debut on 6/21 vs. Greenville.
- Promoted to West Virginia on 7/17 and tabbed back-to-back scoreless appearances.
- Made his first professional start on 7/28 at State College and allowed two runs in 4.0 innings.
- Tossed a career-high 5.0 scoreless innings on 8/4 at Hudson Valley.
- Earned his first professional win on 8/23 (2) at Auburn (5.0ip, 7h, 5r, 4er, 1bb, 5k).

## PERSONAL

- John Colton Bellomy.
- Went 9-3 with a 3.57 ERA (38er/95.2ip) and 74 strikeouts in 15 starts as a senior at Wright State (Dayton, Ohio) University in 2019.
- Tied for first in the Horizon League in wins (nine) and ranked first in complete games (three).
- Was a 2019 All-Horizon League first-team selection.
- Goes by the name Bear because he was born at 12 pounds and eight ounces with a full head of hair.

## SINGLE-GAME HIGHS/MISCELLANEOUS

<b>Complete Games</b> N/A	<b>Winning Streak</b> 4, 7/9-8/11/21 (A+)	<b>Hits Allowed</b> 7, 8/23/19 (2) @ Auburn (A-)	<b>Strikeouts</b> 8, 9/15/21 @ Hudson Valley (A+)
<b>Shutouts</b> N/A	<b>Losing Streak</b> 1 (5x), MR: 9/18/22 vs. Reading (AA)	<b>Earned Runs Allowed</b> 6 (2x), MR: 7/31/22 @ Bowie (AA)	<b>10+ Strikeout Games</b> N/A
<b>Innings (Start)</b> 5.0 (2x), MR: 8/23/19 (2) @ Auburn (A-)	<b>Innings (Relief)</b> 4.0 (4x), MR: 4/23/22 vs. New Hampshire (AA)	<b>Home Runs Allowed</b> 3, 4/13/22 @ Richmond (AA)	<b>Walks</b> 3, 6/26/21 vs. Greenville (A+)

## CAREER PITCHING STATS

YEAR	TEAM	LG	LVL	ORG	W-L	ERA	G-GS	CG	SHO	SV-SVO	IP	H	R	ER	HR	HB	BB-IBB	SO	WHIP	AVG	AB
2019	Bristol	APP	R+	PIT	0-0	0.00	7-0	0	0	2-2	11.0	11	1	0	0	0	1-0	17	1.09	.256	43
2019	WV Black Bears	NYP	A-	PIT	1-1	3.86	9-5	0	0	2-2	30.1	30	14	13	3	0	10-0	23	1.32	.268	112
2020										DID NOT PLAY											
2021	Greensboro	E	A+	PIT	9-2	4.57	34-0	0	0	2-6	67.0	59	36	34	13	4	17-0	85	1.13	.230	257
2021	Indianapolis	E	AAA	PIT	0-0	0.00	1-0	0	0	0-0	1.0	1	0	0	0	0	0-0	0	1.00	.250	4
2022	Altoona	EAS	AA	PIT	1-2	7.04	31-0	0	0	1-2	55.0	72	47	43	13	2	11-0	44	1.51	.312	231
	<b>Triple-A Totals</b>				<b>0-0</b>	<b>0.00</b>	<b>1-0</b>	<b>0</b>	<b>0</b>	<b>0-0</b>	<b>1.0</b>	<b>1</b>	<b>0</b>	<b>0</b>	<b>0</b>	<b>0</b>	<b>0-0</b>	<b>0</b>	<b>1.00</b>	<b>.250</b>	<b>4</b>
	<b>Minor League Totals</b>				<b>11-5</b>	<b>4.93</b>	<b>82-5</b>	<b>0</b>	<b>0</b>	<b>7-12</b>	<b>164.1</b>	<b>173</b>	<b>98</b>	<b>90</b>	<b>29</b>	<b>6</b>	<b>39-0</b>	<b>169</b>	<b>1.29</b>	<b>.267</b>	<b>647</b>



# OSVALDO BIDO

RHP

**Born:** 10/18/95 in Los Hidalgos, D.R.  
**MLB Debut:** N/A  
**Height/Weight:** 6-3/205  
**Twitter:** N/A

**Opening Day Age:** 27  
**ML Service:** 0.000  
**Bats/Throws:** R/R  
**Instagram:** @osvaldobido

**Acquired:** Signed by PIT as a non-drafted free agent on 3/14/17  
**2023 Baseball America Ranking (PIT):** N/A  
**2023 MLB Pipeline Ranking (PIT):** N/A

## BA PROSPECT RANKINGS

**MLB:**  
**Org:** PIT – #26 (1'0)  
**Tools:**

## TRANSACTIONS

› Signed by PIT as a non-drafted free agent on **March 14, 2017**.

## AWARDS & HONORS

Indianapolis Most Improved (2022) SAL Pitcher of the Week (6/10/19)

## CAREER SUMMARY

### 2022

- › Spent the entire season with Indianapolis and went 3-8 with a 4.53 ERA (56er/111.1ip) and career-high 122 strikeouts, the most among Indians pitchers and seventh-most among International League leaders.
- › Went 1-6 with a 5.54 ERA (39er/63.1ip) and 62 strikeouts prior to the All-Star break (20 appearances/16 starts); went 2-2 with a 3.19 ERA (17er/48.0ip) and 60 strikeouts in the second half (12 games/nine starts) to receive Indianapolis' Most Improved Award.
- › Struck out seven-plus batters six times, five of which came following the All-Star break.
- › Improved his strikeout-to-walk ratio from 1.48 (62k, 42bb) in the first half to 2.73 in the second half (60k, 22bb).
- › Registered his first Triple-A quality start with seven strikeouts in 6.0 one-run innings on 8/23 vs. Rochester.
- › Compiled a 2.61 ERA (6er/20.2ip) in August, his best month of the season.
- › Struck out 12.52 batters per 9.0 innings in September, his highest strikeout rate in a month for the season.
- › Took a no-hitter into the sixth inning on 9/3 at Louisville; earned the win with just one hit allowed and seven strikeouts in the outing (6.0ip).
- › Struck out a career-high tying 10 batters in 5.2 innings on 9/20 vs. St. Paul.
- › Registered a 2.43 ERA (16er/59.1ip) and 65 strikeouts over 18 games (13 starts) at Victory Field.
- › Appeared in 10 day games (seven starts) and surrendered just four earned runs in 33.1 innings (1.08 ERA).
- › Held opposing teams to a .213 batting average (29-for-136) with runners in scoring position.

### 2021

- › Began the season with Double-A Altoona and went 4-8 with a 5.09 ERA (53er/93.2ip) in 21 games (19 starts).
- › Surrendered a career-high tying three home runs on 7/22 at Somerset (4.2ip).
- › Tossed his first quality start of the season on 8/3 at Akron (6.0ip, 4r, 2r, 2er, 2bb, 5k); recorded three quality starts in five August outings.
- › Surrendered two hits over 7.0 scoreless innings on 8/26 vs. Richmond.
- › Went 2-1 with a 2.77 ERA (8er/26.0ip), 0.88 WHIP and .172 batting average against (16-for-93) in August.
- › Promoted to Indianapolis on 9/20 and compiled an 8.22 ERA (7er/7.2ip) in two starts.
- › Surrendered a career-high tying nine hits three times that season, for the final time on 9/26 at Omaha during his Triple-A debut.

### 2019

- › Began the season with Single-A Greensboro and went 11-5 with a 3.55 ERA (44er/111.2ip) in 20 starts.
- › Went on a career-high five-game winning streak in his first six starts of the season, compiling a 1.26 ERA (5er/35.2ip) and 27 strikeouts.
- › Tossed 6.0 one-hit innings with a career-high 10 strikeouts on 6/5 vs. Charleston to be named the South Atlantic League Pitcher of the Week on 6/10.
- › Went 4-0 with four quality starts in five June games; compiled a 2.10 ERA (7er/30.0ip) and 31 strikeouts in the month.
- › Promoted to High-A Bradenton on 7/26 and went 1-3 with a 2.25 ERA (6er/24.0ip) and 17 strikeouts in five starts.
- › Threw at least 5.0 innings in 12 consecutive starts from 5/31-8/5 (1).
- › Tossed a career-high 7.1 innings without allowing an earned run on 8/5 (1) at Charlotte.
- › Placed on the 7-day injured list on 8/14 and was reinstated on 8/22.

### 2018

- › Spent the entire season with Short-Season A West Virginia and went 4-6 with a 14.8 ERA (35er/75.1ip) in 14 starts.
- › Fanned a season-high nine batters in 5.0 innings on 8/7 vs. Batavia, but took the loss.
- › Tossed 7.0 three-hit innings on 8/17 vs. Williamsport for his only scoreless start of the season.
- › Threw 5.0-or-more innings in eight consecutive starts from 7/1-8/17; compiled a 2.86 ERA (14er/44.0ip) in that stretch.
- › Went 3-3 with a 3.00 ERA (15er/45.0ip) in eight home starts; went 1-3 with a 5.93 ERA (20er/30.1ip) in six starts on the road.

### 2017

- › Spent the entire season with DSL Pirates and went 1-8 with a 5.33 ERA (30er/50.2ip) in 15 games (13 starts).
- › Made his professional debut on 6/6 at DSL Rays 2 and took the loss with four unearned runs allowed in 3.0 innings.
- › Lost a career-high six consecutive decisions from 6/6-8/3.

## PERSONAL

- › Osvaldo Bido (pronounced "BEE-doh").
- › Signed by Pirates scout Juan Mercado.

## SINGLE-GAME HIGHS/MISCELLANEOUS

### Complete Games

N/A

### Shutouts

N/A

### Innings (Start)

7.1, 8/5/19 (1) @ Charlotte (A+)

### Winning Streak

5, 4/5-5/3/19 (A)

### Losing Streak

6, 6/6-8/3/17 (R)

### Innings (Relief)

5.0, 9/7/21 vs. Erie (AA)

### Hits Allowed

9 (8x), MR: 9/26/21 @ Omaha (AAA)

### Earned Runs Allowed

7, 5/25/19 @ Hickory (A)

### Home Runs Allowed

3 (3x), MR: 9/26/22 @ Columbus (AAA)

### Strikeouts

10 (2x), MR: 9/20/22 vs. St. Paul (AAA)

### 10+ Strikeout Games

2, MR: 9/20/22 vs. St. Paul (AAA)

### Walks

6, 7/28/17 @ DSL Indians (R)

## CAREER PITCHING STATS

YEAR	TEAM	LG	LVL	ORG	W-L	ERA	G-6S	CG	SHO	SV-SVO	IP	H	R	ER	HR	HB	BB-IBB	SO	WHIP	AVG	AB
2017	DSL Pirates	DSL	R	PIT	1-8	5.33	15-13	0	0	0-0	50.2	53	37	30	1	6	36-0	41	1.76	270	196
2018	WW Black Bears	NYP	A-	PIT	4-6	4.18	14-14	0	0	0-0	75.1	74	37	35	2	7	19-0	58	1.23	263	281
2019	Greensboro	SAL	A	PIT	11-5	3.55	20-20	0	0	0-0	111.2	94	46	44	9	7	29-0	90	1.10	228	413
2019	Bradenton	FSL	A+	PIT	1-3	2.25	5-5	0	0	0-0	24.0	18	10	6	1	1	9-0	17	1.13	205	88
2020										0-0	33.2	95	61	53	13	8	33-0	91	1.37	257	369
2021	Altoona	NE	AA	PIT	4-8	5.09	21-19	0	0	0-0	7.2	11	10	7	2	0	4-0	7	1.96	333	33
2021	Indianapolis	E	AAA	PIT	0-0	8.22	2-2	0	0	0-0	11.1	103	70	56	18	13	64-0	122	1.50	242	426
2022	Indianapolis	INT	AAA	PIT	3-8	4.53	32-25	0	0	0-0	119.0	114	80	63	20	13	68-0	129	1.53	248	459
	<b>Triple-A Totals</b>				<b>3-8</b>	<b>4.76</b>	<b>34-27</b>	<b>0</b>	<b>0</b>	<b>0-0</b>	<b>119.0</b>	<b>114</b>	<b>80</b>	<b>63</b>	<b>20</b>	<b>13</b>	<b>68-0</b>	<b>129</b>	<b>1.53</b>	<b>248</b>	<b>459</b>
	<b>Minor League Totals</b>				<b>24-38</b>	<b>4.38</b>	<b>109-98</b>	<b>0</b>	<b>0</b>	<b>0-0</b>	<b>474.1</b>	<b>448</b>	<b>271</b>	<b>231</b>	<b>46</b>	<b>42</b>	<b>194-0</b>	<b>426</b>	<b>1.35</b>	<b>248</b>	<b>1806</b>



# CARTER BINS

C

**Born:** 10/7/98 in Concord, Calif.  
**MLB Debut:** N/A  
**Height/Weight:** 6-0/215  
**Twitter:** N/A

**Opening Day Age:** 24  
**ML Service:** 0.000  
**Bats/Throws:** R/R  
**Instagram:** @carterbins

**Acquired:** Trade (SEA) on 7/28/21 with RHP Joaquin Tejada in exchange for LHP Tyler Anderson  
**2023 Baseball America Ranking (PIT):** N/A  
**2023 MLB Pipeline Ranking (PIT):** N/A

## BA PROSPECT RANKINGS

MLB:  
 Org: PIT – #35 ('22); SEA – #29 ('21)  
 Tools: PIT – Best Defensive Catcher ('22)

## TRANSACTIONS

- Selected by PHI (35th round, 1,037th overall) in the 2016 First-Year Player Draft, but did not sign.
- Selected by SEA (11th round, 336th overall) in the 2019 First-Year Player Draft.
- Traded to PIT from SEA on July 28, 2021 with RHP Joaquin Tejada in exchange for LHP Tyler Anderson.

## CAREER SUMMARY

### 2022

- Split the season between Double-A Altoona and Indianapolis and hit .196 (57-for-291) with 17 doubles, three triples and a career-high 11 home runs in 85 games.
- Began the season with the Curve and hit .130 (6-for-46) in 14 games; promoted to Indianapolis on 5/10.
- Made his Triple-A debut on 5/11 at Charlotte and went 1-for-4 with a solo home run off RHP Johnny Cueto.
- Hit safely in 10 of 11 games from 8/31-9/21 with a .333 batting average (12-for-36) and 1.058 OPS.
- Hit .275 (11-for-40) in 12 September games for his best monthly average of the season.
- Spent six games in the ninth spot of Indy's lineup and hit .381 (8-for-21) with three extra-base hits and seven RBI.
- Hit nine of his 10 home runs when appearing as the Indians backstop; was the most by an Indians catcher in a single season since Tony Sanchez (10) in 2013 and trails Erik Kratz (11, 2009), Ryan Doumit (11, 2005) and Ronny Paulino (11, 2005) for the most by a backstop since 2005.
- Appeared at catcher in 58 games (57 starts) for Indianapolis and registered a .994 fielding percentage (three errors, 520 total chances) across 495.1 innings.

### 2021

- Began the season with High-A Everett and hit .284 (42-for-148) with 10 doubles, seven home runs and 31 RBI in 40 games.
- Went 4-for-5 with two home runs, three RBI and three runs on 6/1 vs. Hillsboro; set single-game career highs in hits and home runs.
- Drove in a career-high tying four RBI twice against Vancouver in June, on 6/15 and 6/29.
- Recorded six two-hit games during a career-high tying seven-game hitting streak from 6/4-15; hit .482 (13-for-27) with seven extra-base hits and nine RBI in that span.
- Hit .338 (24-for-71) with a .620 slugging percentage and 1.068 OPS in 18 games in June.
- Hit .379 (22-for-58) with nine extra-base hits and 17 RBI in 16 home games with Everett.
- Hit .370 (10-for-27) with runners and scoring position and two outs in High-A.
- Promoted to Double-A Arkansas on 7/11 and went 2-for-32 in 11 games.
- Traded to Pittsburgh on 7/28 with RHP Joaquin Tejada in exchange for LHP Tyler Anderson and hit .200 (11-for-55) in 16 games with Altoona.
- Placed on the 7-day injured list with a wrist injury on 9/8 and didn't appear again for the remainder of the season.
- Compiled a .984 fielding percentage (10 errors, 627 total chances) in 56 games (487.2 innings) at catcher between both levels; committed just five errors in 307.2 High-A innings vs. five errors in 180.0 Double-A innings.

### 2019

- Spent the entire season with Short-Season A Everett and hit .208 (32-for-154) with nine extra-base hits and 26 RBI in 50 games.
- Made his professional debut on 6/15 at Tri-City and went 2-for-4 with one run while starting at catcher.
- Took a career-high four walks on 6/23 vs. Salem-Keizer.
- Launched his first home run, a solo shot on 6/24 vs. Salem-Keizer.
- Drove in a career-high four RBI with a 2-for-3 performance and a home run on 8/10 at Vancouver.
- Homered in consecutive games with a combined seven RBI from 8/10-12.
- Hit safely in a career-high seven consecutive games with a .391 batting average (9-for-23) from 8/19-30.
- Compiled a .986 fielding percentage (six errors, 437 total chances) in 401.2 innings at catcher.

## PERSONAL

- Carter Joseph Bins.
- Is a 2016 graduate of Rodriguez (Fairfield, Calif.) High School.
- Grew up a fan of the San Francisco Giants and idolized Buster Posey.
- Also played football and raced dirt bikes as a youth.
- Won several competitions before leaving the sport to focus on baseball in middle school.
- Played three years (2017-19) of collegiate baseball at Fresno State (Calif.) University.
- Was named second-team All-Mountain West as a junior while also being named to the Stanford Regional All-Tournament team.
- Was rated as the 84th-best prospect by FanGraphs in the 2019 First-Year Player Draft (92nd by *Baseball America* and 134th by MLB Pipeline).
- Spent the 2020 canceled baseball season at home in Northern California and bought a pitching machine so he could hit in his backyard cage.


## SINGLE-GAME HIGHS/MISCELLANEOUS

<b>Hits</b> 4, 6/1/21 vs. Hillsboro (A+)	<b>Home Runs</b> 2, 6/1/21 vs. Hillsboro (A+)	<b>Grand Slams</b> N/A	<b>Runs</b> 3 (5x), MR: 9/6/22 @ Omaha (AAA)	<b>Walks</b> 4, 8/23/19 vs. Salem-Keizer (A-)
<b>Hit Streak</b> 7 (2x), MR: 6/4-15/21 (A+)	<b>RBI</b> 4 (3x), MR: 6/29/21 vs. Vancouver (A+)	<b>Multi-homer Games</b> 1, 6/1/21 vs. Hillsboro (A+)	<b>Stolen Bases</b> 2, 5/8/22 @ Erie (AAA)	<b>Strikeouts</b> 4, 8/20/22 vs. Iowa (AAA)

## CAREER BATTING STATS

YEAR	TEAM	LG	LVL	ORG	AVG	G	AB	R	H	2B	3B	HR	RBI	BB	IBB	SO	SB	CS	OBP	SLG	OPS	HBP	SAC	SF	GIDP
2019	Everett	NWL	A-	SEA																					
2020																									
2021	Everett	W	A+	SEA	.284	40	148	42	42	10	0	7	31	32	1	54	1	3	.422	.493	.915	4	0	1	4
2021	Arkansas	C	AA	SEA	.063	11	32	9	2	0	0	1	4	10	0	13	2	0	.302	.156	.458	1	0	0	1
2021	Altoona	NE	AA	PIT	.200	16	55	4	11	2	0	0	6	10	0	19	0	0	.333	.236	.569	1	0	0	0
2022	Altoona	EAS	AA	PIT	.130	14	46	5	6	4	0	1	4	4	0	21	2	0	.216	.283	.499	1	0	0	1
2022	Indianapolis	INT	AAA	PIT	.208	71	245	35	51	13	3	10	32	25	0	100	2	0	.297	.408	.705	7	0	2	4
	<b>Triple-A Totals</b>				.208	71	245	35	51	13	3	10	32	25	0	100	2	0	.297	.408	.705	7	0	2	4
	<b>Minor League Totals</b>				.212	202	680	126	144	31	3	26	103	114	1	263	12	5	.346	.381	.727	28	0	4	11





# JOSH BISSONETTE

**INF**

**Born:** 11/1/96 in Anaheim, Calif.  
**MLB Debut:** N/A  
**Height/Weight:** 5-11/165  
**Twitter:** @josh\_bissonette

**Opening Day Age:** 26  
**ML Service:** 0.000  
**Bats/Throws:** R/R  
**Instagram:** @joshbissonette

**Acquired:** Selected by PIT in 31st round (934th overall) of the 2019 First-Year Player Draft  
**2023 Baseball America Ranking (PIT):** N/A  
**2023 MLB Pipeline Ranking (PIT):** N/A

## AWARDS & HONORS

PIT MLB Teammate of the Year (2021)

## TRANSACTIONS

Selected by PIT (31st round, 934th overall) in the 2019 First-Year Player Draft.

## CAREER SUMMARY

### 2022

- Split the season between Double-A Altoona and Indianapolis, hitting a combined .200 (34-for-170) with nine doubles in 59 games.
- Began the season on Indianapolis' Opening Day roster and hit .213 (26-for-122) in 44 Triple-A games across two stints.
- Set a new career high with three runs on a career-high tying three hits on 4/24 vs. Columbus, his second consecutive multi-hit game.
- Went 6-for-16 (.375) with five runs and three RBI in his first five Triple-A games.
- Logged most of his Triple-A innings at third base (240.0 innings), and also appeared at second base (84.2) and left field (7.0).
- Walked 25 times compared to just 40 strikeouts across both levels.

### 2021

- Spent the entire season with Altoona and hit .229 (53-for-231) with 10 doubles and 28 runs in 71 games.
- Registered three consecutive multi-hit games from 7/14-16 vs. Binghamton, including a pair of career-high tying three-hit contests.
- Logged a .438 average (14-for-32), six runs, five RBI and four walks during a career-high eight-game hitting streak from 7/14-24.
- Drove in a career-high tying four RBI on 7/14 vs. Binghamton.
- Hit his first and only career home run – a three-run shot – on 7/27 vs. Harrisburg.
- Appeared in 46 games as Altoona's third baseman (393.2 innings), also appeared at second base (95.0) and shortstop (98.1) to earn Altoona's Unsung Hero Award for his versatility and outstanding defense.
- Reached a full count in 36 of his plate appearances, resulting in 11 walks and a .417 batting average (10-for-24).
- Was also named as Altoona's Young Bucs Manny Sanguillen Teammate of the Year, a Pirates minor league award.

### 2019

- Spent the season with Rookie-Advanced Bristol and hit .266 (50-for-188) in 50 games.
- Recorded his first professional hit during a 2-for-4 performance with one RBI on 6/26 at Elizabethton.
- Swiped a career-high two bases on 7/3 at Kingsport.
- Registered a .299 batting average (23-for-77) with six multi-hit contests in July, including his first career-high three-hit game on 7/4 at Greenville.
- Drove in a career-high four runs on two hits (one double) on 7/7 vs. Pulaski.
- Hit .330 (30-for-91) with an .822 OPS in 24 road games.

## PERSONAL


- Joshua McKinley Bissonette.
- Attended Baylor (Waco, Texas) University and was a 2018 All-Big 12 honorable mention.
- Graduated from Orange Lutheran (Orange, Calif.) High School where he was named a first-team all-league in 2015.
- His father, Matt, has played bass in Elton John's band since 2012; has also toured with other music artists including Sheena Easton, Christopher Cross, Brian Wilson of the Beach Boys, David Lee Ross and Joe Satriani.

## SINGLE-GAME HIGHS/MISCELLANEOUS

Hits		Home Runs		Grand Slams		Runs		Walks	
3 (6x), MR: 4/24/22 vs. Columbus (AAA)	1, 7/27/21 vs. Harrisburg (AA)	N/A		3, 4/24/22 vs. Columbus (AAA)		3, 7/17/19 @ Johnson City (R+)			
Hit Streak		RBI		Multi-homer Games		Stolen Bases		Strikeouts	
8, 7/14-24/21 (AA)	4 (2x), MR: 7/14/21 vs. Binghamton (AA)	N/A		N/A		2, 7/3/19 @ Kingsport (R+)		3 (4x), MR: 6/23/22 vs. Memphis (AAA)	

## CAREER BATTING STATS

YEAR	TEAM	LG	LVL	ORG	AVG	G	AB	R	H	2B	3B	HR	RBI	BB	IBB	SO	SB	CS	OBP	SLG	OPS	HBP	SAC	SF	GDP
2019	Bristol	APP	R+	PIT	.266	50	188	26	50	13	2	0	25	20	0	28	6	2	.343	.356	.699	3	3	2	4
2020									DID NOT PLAY																
2021	Altoona	NE	AA	PIT	.229	71	231	28	53	10	0	1	21	24	0	51	1	1	.302	.286	.588	1	1	2	8
2022	Indianapolis	INT	AAA	PIT	.213	44	122	18	26	8	0	0	15	20	0	33	1	0	.329	.279	.608	1	2	0	3
2022	Altoona	EAS	AA	PIT	.167	15	48	4	8	1	0	0	3	5	0	7	0	1	.245	.188	.433	0	0	0	3
	<b>Triple-A Totals</b>				<b>.213</b>	<b>44</b>	<b>122</b>	<b>18</b>	<b>26</b>	<b>8</b>	<b>0</b>	<b>0</b>	<b>15</b>	<b>20</b>	<b>0</b>	<b>33</b>	<b>1</b>	<b>0</b>	<b>.329</b>	<b>.279</b>	<b>.608</b>	<b>1</b>	<b>2</b>	<b>0</b>	<b>3</b>
	<b>Minor League Totals</b>				<b>.233</b>	<b>180</b>	<b>589</b>	<b>76</b>	<b>137</b>	<b>32</b>	<b>2</b>	<b>1</b>	<b>64</b>	<b>69</b>	<b>0</b>	<b>119</b>	<b>8</b>	<b>4</b>	<b>.316</b>	<b>.299</b>	<b>.615</b>	<b>5</b>	<b>6</b>	<b>4</b>	<b>18</b>



# CODY BOLTON

RHP

**Born:** 6/19/98 in Richmond, Va.  
**MLB Debut:** N/A  
**Height/Weight:** 6-2/210  
**Twitter:** @Cody\_Bolton8

**Opening Day Age:** 24  
**ML Service:** 0.000  
**Bats/Throws:** R/R  
**Instagram:** @cody\_bolton8

**Acquired:** Selected by PIT in 6th round (178th overall) of the 2017 First-Year Player Draft  
**2023 Baseball America Ranking (PIT):** No. 23  
**2023 MLB Pipeline Ranking (PIT):** N/A

## BA PROSPECT RANKINGS

## TRANSACTIONS

**MLB:**  
 Org: PIT – #23 ('23), #30 ('22), #7 ('21), #5 ('20), #21 ('19)  
 Tools: PIT – Best Slider ('21)

Selected by PIT (6th round, 178th overall) in the 2017 First-Year Player Draft.

## AWARDS & HONORS

Indianapolis' Pitcher of the Year (2022) Pittsburgh's MLB Pipeline Pitcher of the Year (2019) FSL All-Star (Mid, 2019) FSL Pitcher of the Week (5/13/19)

## CAREER SUMMARY

### 2022

- Spent the entire season with Indianapolis and was named the team's Pitcher of the Year after going 4-2 with a 3.09 ERA (26er/75.2ip), 82 strikeouts, 1.28 WHIP and .207 batting average against in 30 games (14 starts).
- Was Indy's Opening Day starter and tossed 2.2 shutout innings with three strikeouts in his Triple-A debut on 4/5 vs. Omaha.
- Made his first career relief appearance in his next outing and allowed one hit over 1.0 scoreless inning on 4/9 vs. Omaha.
- Earned his first Triple-A win while throwing 4.0 one-hit innings in relief on 5/17 vs. Toledo; was his first of two consecutive six-strikeout outings and allowed just two hits over 7.1 scoreless innings combined.
- Did not allow a home run in 10 games (six starts) over the first two months of the season, registered a 2.96 ERA (9er/27.1ip) and 34 strikeouts in that stretch.
- Fanned a season-high seven batters on 6/2 at Omaha; struck out six-or-more batters three times over a four-game span from 5/17-6/2.
- Went 4-0 with a 2.65 ERA (10er/34.0ip) and 40 strikeouts as a reliever; registered a 3.46 ERA (16er/41.2ip) and 42 strikeouts as a starter.
- Held right-handed batters to a .205 batting average (35-for-171).
- Went 2-0 with a 2.61 ERA (11er/38.0ip), 45 strikeouts and .199 batting average against in 15 games (six starts) at Victory Field.

### 2021

- Spent the entire season on the injured list while recovering from knee surgery in May.

### 2019

- Began the season with High-A Bradenton and went 6-3 with a 1.61 ERA (11er/61.2ip) in 12 starts.
- Earned the win in five of his first six starts on the season with a 0.77 ERA (3er/35.0ip) and four quality starts.
- Pitched a career-high tying 7.0 shutout innings on 5/6 at Clearwater for his first scoreless outing of the season.
- Fanned 10 batters on 5/30 vs. Lakeland to set a career high and notch the first double-digit strikeout performance of his career (6.0ip).
- Placed on the 7-day injured list with a right groin strain on 6/4; was activated on 6/11.
- Named as a Florida State League midseason All-Star after going 6-3 with a 1.72 ERA (11er/57.2ip) in 11 first-half starts; did not appear in the FSL All-Star Game.
- Took a loss in his Double-A debut on 6/26 at Richmond after being promoted to Altoona earlier that day.
- Allowed five runs on five hits in one inning of work on 8/15 at Harrisburg; was placed on the 7-day injured list on 8/17 and did not return for the remainder of the season.
- Went 2-0 with a 2.57 ERA (4er/14.0ip) at home and 0-3 with a 7.62 ERA (22er/26.0ip) on the road in Double-A.

### 2018

- Began his season on 5/25 after being assigned to Single-A West Virginia four days prior and earned his first professional win vs. Kannapolis in his first start.
- Opened the season with a 19.1-inning scoreless streak.
- Surrendered a career-high six earned runs in 2.0 innings on 7/1 at Hagerstown.
- Registered the best start of his season on 7/13 at Hickory, tossed a career-high 7.0 innings with a then-career-high nine strikeouts.
- Gave up three home runs on 7/19 at Lexington, a career high; was shut down for the remainder of the season with right forearm discomfort.
- Compiled a 1.03 ERA (3er/26.1ip) through his first five starts; had a 7.50 ERA (15er/18.0ip) in his final four.

### 2017

- Spent the entire season with GCL Pirates and went 0-2 with a 3.16 ERA (9er/25.2ip) in nine starts.
- Allowed just one earned run in July, good for a 1.13 ERA (8.0ip).
- Held right-handed batters to a .186 batting average (11-for-59) while left-handers hit .324 (12-for-37) against him.
- Had a 1.32 ERA (2er/13.2ip) at home vs. a 5.25 ERA (7er/12.0ip) on the road.
- Did not allow a home run in his first seven starts and allowed just one over the course of the season.

## PERSONAL


- Carl Donovan Bolton.
- Is a 2017 graduate of Tracy (Calif.) High School, where he compiled a 24-6 record, 1.42 ERA and 201 strikeouts in his career.
- Recorded 97 strikeouts in 68 innings pitched as a senior.
- Was a 2017 Rawlings-Perfect Game second-team All-American and California All-Region first-team selection.
- Was also named the Most Valuable Pitcher in the Tri-City Athletic League in 2017.
- Committed to play college baseball at the University of Michigan before signing with the Pirates.
- His father, Scott, is a pastor.
- Signed by Pirate scout Mike Sansoe.

## SINGLE-GAME HIGHS/MISCELLANEOUS

Complete Games	Winning Streak	Hits Allowed	Strikeouts
N/A	5, 4/8-5/6/19 (A++)	8, 6/25/18 (1 vs. Lakewood (A))	10, 5/30/19 vs. Lakeland (A+)
Shutouts	Losing Streak	Earned Runs Allowed	10+ Strikeout Games
N/A	3 (2x), MR: 5/14-24/19 (A++)	6, 7/1/18 @ Hagerstown (A)	1, 5/30/19 vs. Lakeland (A+)
Innings (Start)	Innings (Relief)	Home Runs Allowed	Walks
7.0 (2x), MR: 5/6/19 @ Clearwater (A++)	4.0, 5/17/22 vs. Toledo (AAA)	3, 7/19/18 @ Lexington (A)	5, 6/23/22 vs. Memphis (AAA)

## CAREER PITCHING STATS

YEAR	TEAM	LG	LVL	ORG	W-L	ERA	G-GS	CG	SHO	SV-SVO	IP	H	R	ER	HR	HB	BB-IBB	SO	WHIP	AVG	AB	
2017	GCL Pirates	GCL	R	PIT	0-2	3.16	9-9	0	0	0-0	25.2	23	11	9	1	0	8-0	22	1.21	.240	96	
2018	WV Power	SAL	A	PIT	3-3	3.65	9-9	0	0	0-0	44.1	43	19	18	6	0	7-0	45	1.13	.253	170	
2019	Bradenton	FSL	A+	PIT	6-3	1.61	12-12	0	0	0-0	61.2	39	14	11	1	0	14-0	69	0.86	.174	224	
2020	Altoona	EAS	AA	PIT	2-3	5.85	9-9	0	0	0-0	40.0	37	26	26	6	0	16-0	33	1.33	.248	149	
2021	DID NOT PLAY – PITTSBURGH'S ALTERNATE TRAINING SITE																					
2022	DID NOT PLAY – INJURY																					
2022	Indianapolis	INT	AAA	PIT	4-2	3.09	30-14	0	0	0-1	75.2	57	32	26	4	5	40-0	82	1.28	.207	275	
	Triple-A Totals				4-2	3.09	30-14	0	0	0-1	75.2	57	32	26	4	5	40-0	82	1.28	.207	275	
	Minor League Totals				15-13	3.27	69-53	0	0	0-1	247.1	199	102	90	18	6	85-0	251	1.15	.218	914	



# MIKE BURROWS

RHP

Born: 11/8/99 in Waterford, Conn.  
MLB Debut: N/A  
Height/Weight: 6-1/190  
Twitter: @mtburrows

Opening Day Age: 23  
ML Service: 0.000  
Bats/Throws: R/R  
Instagram: @mikeburrows

Acquired: Selected by PIT in 11th round (324th overall) of the 2018 First-Year Player Draft  
2023 Baseball America Ranking (PIT): No. 9  
2023 MLB Pipeline Ranking (PIT): No. 9

## BA PROSPECT RANKINGS

MLB:  
Org: PIT – #9 ('23), #8 ('22), #24 ('21), #13 ('20)  
Tools: PIT – Best Curveball ('22)

## TRANSACTIONS

- Selected by PIT (11th round, 324th overall) in the 2018 First-Year Player Draft.
- Had his contract first selected by PIT on Nov. 15, 2022.

## AWARDS & HONORS

Futures Game Selection (2022)

EAS Pitcher of the Week (5/30/22)

## CAREER SUMMARY

### 2022

- Began the season with Double-A Altoona and went 4-2 with a 2.94 ERA (17er/52.0ip), 69 strikeouts, 1.10 WHIP and .199 batting average against in 12 starts.
- Was named the Eastern League Player of the Week on 5/30 after throwing a career-high 7.0 shutout innings with eight strikeouts on 5/26 at Harrisburg.
- Won a career-high three consecutive decisions across seven starts from 4/21 (2)–5/26 with a 2.34 ERA (9er/34.2ip), 44 strikeouts, 0.95 WHIP and .171 batting average against.
- Fanned a season-high nine batters while allowing just one hit over 5.0 shutout innings on 6/8 (1) at Reading.
- Ranked among Eastern League qualifiers in games started (T-1st), ERA (6th), average against (6th), strikeouts (8th) and WHIP (10th) at the time of his promotion to Indianapolis on 6/16.
- Made his Triple-A debut on 6/19 and went 1-4 with a 5.31 ERA (25er/42.1ip) and 42 strikeouts in 12 games (10 starts) through the end of the season.
- Struck out four of six total batters faced in 2.0 hitless innings during his first relief appearance since 2018 on 7/12 at Columbus.
- Was selected to the SiriusXM All-Star Futures Game and tossed one scoreless inning in the 7/16 contest at Dodger Stadium; also struck out then-Twins prospect Spencer Steer.
- Became the first Connecticut native to be selected to the Futures Game since George Springer in 2013.
- Earned his first Triple-A win during a relief appearance on 8/13 at Memphis (4.1ip, 3h, 1r, 1er, 2bb, 6k); followed the outing with 5.0 scoreless innings and six strikeouts in his next start on 8/19 vs. Iowa.
- Placed on the 7-day injured list with right shoulder inflammation on 8/31; reinstated on 9/28.

### 2021

- Spent the entire season with High-A Greensboro and went 2-2 with a 2.20 ERA (12er/49.0ip), 66 strikeouts, 0.90 WHIP and .143 batting average against in 13 starts.
- Fanned eight batters over 4.0 no-hit innings in his season debut on 5/7 vs. Hickory.
- Allowed only just one hit over 8.0 scoreless innings with 15 strikeouts combined in his first two starts.
- Surrendered two earned runs over 16.0 innings in May (1.13 ERA); also struck out seven-plus batters in three of four outings in the month.
- Struck out a career-high 10 batters over 5.1 one-run innings to earn the win on 9/7 vs. Asheville.
- Placed on the 7-day injured list on 7/16 with an oblique injury; reinstated on 9/7.
- Made two short starts on the road after being reinstated from the IL and surrendered one run over 5.0 innings.
- Held right-handed batters to a .126 batting average (12-for-95) with 38 strikeouts.

### 2019

- Spent the entire season with Short-Season A West Virginia and went 2-3 with a 4.33 ERA (21er/43.2ip) and 43 strikeouts in 11 starts.
- Allowed two hits over 5.0 scoreless innings to earn his first professional win in his season debut on 6/17 (1) at Williamsport.
- Fanned a season-high seven batters three times, including over 4.2 shutout innings on 7/10 vs. Aberdeen.
- Registered a 1.35 ERA (2er/13.1ip) in three July starts; did not pitch from 7/18–8/1 and then surrendered two-plus earned runs in each of his next four starts.

### 2018

- Made four appearances (three starts) with GCL Pirates and did not allow an earned run over 14.0 innings.
- Made his professional debut on 8/6 vs. GCL Braves and gave up one hit over 2.0 innings in relief.
- Did not allow a hit over 7.0 innings across his first two starts from 8/11 (1)–18.

## PERSONAL

- Michael Thomas Burrows.
- A native of Waterford, Conn., he was committed to attending the University of Connecticut (Stors) prior to signing with the Pirates.
- Is best friends with current Pirates pitching prospects Quinn Priester and Carmen Mlodzinski.
- He approximates that he has over 15 tattoos, including a full sleeve on his left arm; included in the sleeve is a depiction of him and his dad walking toward a lighthouse when he was a little boy with a letter from his mom in her own handwriting underneath.
- His favorite player growing up was Josh Beckett who he tried to model his game after.
- Is a 2018 graduate of Waterford (Conn.) High School, where he struck out 21 batters while throwing a no-hitter during his junior year.
- Signed by Pirates scout Eddie Charles.

## SINGLE-GAME HIGHS/MISCELLANEOUS

Complete Games		Winning Streak		Hits Allowed		Strikeouts	
N/A		3, 4/21 (2)–5/26/22 (AA)		8, 7/17/22 vs. Iowa (AAA)		10, 7/17/21 vs. Asheville (A+)	
Shutouts		Losing Streak		Earned Runs Allowed		10+ Strikeout Games	
N/A		3, 7/1–8/6/22 (AAA)		6 (2x), MR: 9/28/22 @ Columbus (AAA)		1, 7/17/21 vs. Asheville (A+)	
Innings (Start)		Innings (Relief)		Home Runs Allowed		Walks	
7.0, 5/26/22 @ Harrisburg (AA)		4.1, 8/13/22 @ Memphis (AAA)		1 (13x), MR: 9/28/22 @ Columbus (AAA)		4 (2x), MR: 6/1/22 vs. Bowie (AA)	

## CAREER PITCHING STATS

YEAR	TEAM	LG	LVL	ORG	W-L	ERA	G-6S	CG	SHO	SV-SVO	H	R	ER	HR	BB	BB-IBB	SO	WHIP	AVG	AB	
2018	GCL Pirates	GCL	R	PIT	0-0	0.00	4-3	0	0	0-0	14.0	6	1	0	2	2	4-0	9	0.71	133	45
2019	WV Black Bears	NYP	A-	PIT	2-3	4.33	11-11	0	0	0-0	43.2	44	27	21	2	2	20-0	43	1.47	262	168
2020										0-0	49.0	24	15	12	3	3	20-0	66	0.90	143	168
2021	Greensboro	E	A+	PIT	2-2	2.20	13-13	0	0	0-0	49.0	24	15	12	3	3	20-0	66	0.90	143	168
2022	Altoona	EAS	AA	PIT	4-2	2.94	12-12	0	0	0-0	52.0	38	17	17	3	2	19-0	69	1.10	199	191
2022	Indianapolis	INT	AAA	PIT	1-4	5.31	12-10	0	0	0-0	42.1	45	27	25	5	1	12-0	42	1.35	271	166
	<b>Triple-A Totals</b>				1-4	5.31	12-10	0	0	0-0	42.1	45	27	25	5	1	12-0	42	1.35	271	166
	<b>Minor League Totals</b>				9-11	3.36	52-49	0	0	0-0	201.0	157	87	75	13	10	75-0	229	1.15	213	738



# BRAD CASE

RHP

**Born:** 9/13/96 in Pelham, N.Y.  
**MLB Debut:** N/A  
**Height/Weight:** 6-6/245  
**Twitter:** @brad\_queso

**Opening Day Age:** 26  
**ML Service:** 0.000  
**Bats/Throws:** R/R  
**Instagram:** @brad\_queso

**Acquired:** Selected by PIT in 17th round (504th overall) of the 2018 First-Year Player Draft  
**2023 Baseball America Ranking (PIT):** N/A  
**2023 MLB Pipeline Ranking (PIT):** N/A

## BA PROSPECT RANKINGS

## TRANSACTIONS

**MLB:**  
**Org:**  
**Tools:** PIT – Best Control (\*20)

Selected by PIT (17th round, 504th overall) in the 2018 First-Year Player Draft.

## AWARDS & HONORS

SAL All-Star (Mid, 2019) SAL Pitcher of the Week (5/13/19)

## CAREER SUMMARY

### 2022

- Began the season on Indianapolis' Opening Day roster and went 1-1 with a 9.35 ERA (9er/8.2ip) in six outings in April.
- Did not allow a run through his first 4.1 innings (three appearances) to begin the season.
- Earned his first Triple-A win with 3.0 scoreless innings and three strikeouts on 4/9 vs. Omaha.
- Surrendered a career-high seven earned runs on as many hits on 4/21 vs. Columbus (1.1ip).
- Transferred to Double-A Altoona on 5/3 for the remainder of the season and went 1-3 with a 3.92 ERA (27er/62.0ip) in 30 games.
- Did not allow a run over a season-high 7.2 innings across five appearances from 5/15-6/3.
- Recorded the two longest relief outings of his career (4.2ip) on 6/3 vs. Bowie and 6/14 vs. Erie; gave up just one earned run in both of those outings combined.
- Went 1-0 with a 2.83 ERA (11er/35.0ip) in 16 home games with Altoona.

### 2021

- Spent the entire season with Altoona and went 2-3 with a 5.24 ERA (39er/67.0ip) and 57 strikeouts in 28 appearances (two starts).
- Earned his second win of the season on 6/16 at Erie with 1.2 perfect innings in relief.
- Surrendered two home runs through the first two months of the season (12 appearances, 24.1ip); gave up 11 home runs in his final 16 outings (42.2ip).
- Lost a career-high three consecutive decisions from 7/10-9/10 with a 5.45 ERA (20er/33.0ip) in that 13-game span.

### 2019

- Began the season with Single-A Greensboro and went 7-1 with a 2.45 ERA (18er/66.0ip) in 11 starts.
- Won a career-high six consecutive games in as many starts, all of 6.0-or-more innings, from 4/24-5/23; compiled a 2.08 ERA (9er/39.0ip) over that streak.
- Took a no-hitter into the seventh inning on 5/11 at Lakewood to be named the South Atlantic League Pitcher of the Week on 5/13.
- Recorded three straight 7.0-inning outings from 5/5-18 with two runs, 14 hits and 20 strikeouts.
- Struck out a career-high eight batters on 5/18 vs. Lakewood.
- Started a SAL midseason All-Star but did not appear in the All-Star game after being promoted to High-A.
- Led the SAL in wins, WHIP (0.77) and winning percentage (.875) at the time of his promotion to High-A; also ranked second in ERA, third in batting average against (.195) and tied for sixth in innings pitched.
- Promoted to High-A Bradenton on 6/8 and went 5-5 with a 4.29 ERA (34er/71.1ip) in 13 starts.
- Tossed 6.0 one-hit innings with five strikeouts to earn the win on 7/5 vs. Florida.
- Earned his second win in July with 6.0 scoreless innings on 7/24 at Clearwater.

- Surrendered a career-high three home runs on 8/9 vs. Dunedin (5.0ip).
- Gave up one unearned run in 5.0 innings to earn the win on 8/26 vs. Palm Beach, his final start of the season.
- His 12 combined wins tied for second among all Pirates minor leaguers.

### 2018

- Split the season between GCL Pirates, Rookie-Advanced Bristol and Short-Season A West Virginia; went 5-1 with a 3.29 ERA (20er/54.2ip) in 11 appearances (nine starts).
- Made his professional debut on 6/22 at GCL Phillies East and earned the win with 3.0 innings in relief.
- Made his first professional start on 7/4 vs. GCL Phillies West and took a no-decision with two runs surrendered in 5.0 innings.
- Tossed a career-high 7.0 innings with only two earned runs allowed for his first career quality start on 7/11 at GCL Phillies East, but took a no-decision.
- Surrendered just three hits over 6.0 scoreless innings to earn his third consecutive win on 8/1 at GCL Phillies West.
- Tossed 5.2 one-hit innings in his Rookie-Advanced debut on 8/20 vs. Pulaski.
- Earned the win in his Short-Season A debut on 8/31 at State College (5.0ip, 3r, 2r, 1er, 1bb, 2k).

## PERSONAL

- Bradley Spencer Case.
- Went 5-6 with a 3.46 ERA and 74 strikeouts in 16 appearances (15 starts) as a junior in 2018 with Rollins (Winter Park, Fla.) College.
- Was named a second-team ABCA All-South Region and All-Sunshine State Conference first-team selection in 2017 after going 5-5 with a 3.57 ERA in 14 starts.
- Was the first player selected by the Pirates out of Rollins College since Eric Bolling in the 22nd round of the 1984 First-Year Player Draft.

## SINGLE-GAME HIGHS/MISCELLANEOUS

### Complete Games

N/A

### Winning Streak

6, 4/24-5/23/19 (A)

### Hits Allowed

9, 8/26/18 vs. Elizabethton (R+)

### Strikeouts

8, 5/18/19 vs. Lakewood (A)

### Shutouts

N/A

### Losing Streak

3, 7/10-9/10/21 (AA)

### Earned Runs Allowed

7, 4/21/22 vs. Columbus (AAA)

### 10+ Strikeout Games

N/A

### Innings (Start)

7.0 (6x), MR: 6/23/19 vs. Tampa (A+)

### Innings (Relief)

4.2 (2x), MR: 6/14/22 vs. Erie (AA)

### Home Runs Allowed


3, 8/9/19 vs. Dunedin (A+)

### Walks

4 (2x), MR: 5/12/22 vs. Somerset (AA)

## CAREER PITCHING STATS

YEAR	TEAM	LG	LVL	ORG	W-L	ERA	G-6S	CG	SHO	SV-SVO	IP	H	R	ER	HR	HB	BB-IBB	SO	WHIP	AVG	AB
2018	GCL Pirates	GCL	R+	PIT	3-0	3.38	8-6	0	0	0-0	40.0	42	16	15	3	0	4-0	33	1.15	.271	155
2018	Bristol	APP	R+	PIT	1-1	3.72	2-2	0	0	0-0	9.2	10	5	4	0	1	4-0	5	1.45	.263	38
2018	WV Black Bears	NYP	A-	PIT	1-0	1.80	1-1	0	0	0-0	5.0	3	2	1	0	0	1-0	2	0.80	.176	17
2019	Greensboro	SAL	A	PIT	7-1	2.45	11-11	0	0	0-0	66.0	48	20	18	6	6	3-0	50	0.77	.195	246
2019	Bradenton	FSL	A+	PIT	5-5	4.29	13-13	0	0	0-0	71.1	74	37	34	11	4	22-0	58	1.35	.264	280
2020	Altoona	NE	AA	PIT	2-3	5.24	28-2	0	0	0-2	67.0	80	41	39	13	4	21-2	57	1.51	.295	271
2022	Indianapolis	INT	AAA	PIT	1-1	9.35	6-0	0	0	0-1	8.2	18	9	9	0	0	3-0	7	2.42	.409	44
2022	Altoona	EAS	AA	PIT	1-3	3.92	30-0	0	0	1-2	62.0	59	35	27	7	7	22-0	58	1.31	.250	236
	<b>Triple-A Totals</b>				<b>1-1</b>	<b>9.35</b>	<b>6-0</b>	<b>0</b>	<b>0</b>	<b>0-1</b>	<b>8.2</b>	<b>18</b>	<b>9</b>	<b>9</b>	<b>0</b>	<b>0</b>	<b>3-0</b>	<b>7</b>	<b>2.42</b>	<b>.409</b>	<b>44</b>
	<b>Minor League Totals</b>				<b>21-14</b>	<b>4.01</b>	<b>99-35</b>	<b>0</b>	<b>0</b>	<b>1-5</b>	<b>329.2</b>	<b>334</b>	<b>165</b>	<b>147</b>	<b>40</b>	<b>22</b>	<b>80-2</b>	<b>270</b>	<b>1.26</b>	<b>.260</b>	<b>1287</b>



# RODOLFO CASTRO

INF

Born: 5/21/99 in Los Llanos, D.R.  
 MLB Debut: 4/21/21 (2) (PIT) @ DET  
 Height/Weight: 6-0/205  
 Twitter: N/A

Opening Day Age: 23  
 ML Service: 0.127  
 Bats/Throws: S/R  
 Instagram: @rodofocastro\_21

Acquired: Signed by PIT as a non-drafted free agent on 10/30/15  
 2023 Baseball America Ranking (PIT): N/A  
 2023 MLB Pipeline Ranking (PIT): N/A

## BA PROSPECT RANKINGS

MLB:  
 Org: PIT - #20 ('22), #29 ('21)  
 Tools:

## TRANSACTIONS

- Signed by PIT as a non-drafted free agent on **Oct. 30, 2015**.
- Had his contract first selected by PIT on **Nov. 20, 2020**.

## AWARDS & HONORS

AAA-E Player of the Week (9/27/21)      SAL All-Star (Mid, 2019)      SAL Player of the Week (5/6/19)      GCL All-Star (Post, 2017)

## CAREER SUMMARY

### 2022

- Began the season on Indianapolis' Opening Day roster and hit .246 (67-for-272) with 13 doubles and 12 home runs in 75 games.
- Launched his second career grand slam on 5/10 at Charlotte; was one of two Indians grand slams in the game (also: Jared Oliva), marking the first multi-grand slam game for the team since 7/10/95.
- Recalled by Pittsburgh on 5/12 and went 14-for-71 (.197) with one home run and four RBI before being optioned back to Indianapolis on 6/5.
- Launched a pair of home runs on 7/23 vs. St. Paul for his ninth career multi-homer game.
- Hit safely in a career-high 10 consecutive games with a .364 batting average (16-for-44) and .936 OPS from 7/26-8/6.
- Promoted to Pittsburgh for the remainder of the season on 8/9 and hit .247 (45-for-182) with 10 home runs in 50 games.
- Hit safely in 13 of 19 games with eight multi-hit contests with Pittsburgh in August, good for a .318 batting average (21-for-66) and .966 OPS.

### 2021

- Recalled from Pittsburgh's Alternate Training Site on 4/21 and went 0-for-3 in his MLB debut in the nightcap of a doubleheader at Detroit; optioned on 4/26.
- Began the minor league season on 5/4 as Double-A Altoona's Opening Day third baseman.
- Hit .365 (35-for-96) with seven doubles, eight home runs (.688 SLG) and 28 RBI in 24 games in June; trailed only Diego Castillo (.378) for the league's best batting average in the month.
- Logged a .306 batting average (59-for-193) with an .898 OPS through 7/4 before being recalled by Pittsburgh on 7/6.
- Launched a pinch-hit home run off RHP Nick Tropeano for his first MLB hit on 7/9 at New York (NL).
- Went 2-for-4 with two home runs and three RBI on 7/11 at New York (NL) and 7/28 vs. Milwaukee for his first two major league multi-homer games.
- Became the first player in MLB's modern era to have his first five big-league hits all be home runs.
- Compiled a .198 batting average (17-for-86) with five home runs and eight RBI in 31 games with Pittsburgh; was optioned back to Altoona on 8/3.
- Was promoted to Indianapolis on 9/20 and made his Triple-A debut two days later at Omaha; hit .286 (10-for-35) with four doubles, three home runs, eight RBI and a .999 OPS in eight games through the end of the season.
- Went 2-for-4 with a pair of solo home runs on 9/23 at Omaha, his fourth multi-home run game of the season.
- Named the Triple-A East Player of the Week on 9/27; hit a league-high tying three home runs and ranked in the top 10 in slugging percentage (2nd, 1.118), hits (T-2nd, 8), extra-base hits (T-2nd, 5), batting average (3rd, .471), OPS (3rd, 1.618), total bases (3rd, 19) runs (T-3rd, 6), RBI (T-3rd, 7), doubles (T-4th, 2) and on-base percentage (T-8th, .500) from 9/22-26.

### 2019

- Began the season with Single-A Greensboro and hit .242 (52-for-215) with 14 home runs and 46 RBI in 61 games.
- Went 3-for-4 with a double and two home runs, including his first career grand slam, on 5/4 vs. West Virginia; also set a career high with five RBI.
- Named the South Atlantic League Player of the Week on 5/6 after hitting .409 (9-for-22) with two doubles, five home runs and 11 RBI the week prior.
- Set a career high with two stolen bases on 5/14 vs. Delmarva.
- Ranked fourth among league leaders in home runs and RBI at the time of his promotion to High-A and was named as a SAL midseason All-Star.
- Promoted to High-A Bradenton on 6/20 and hit .243 (49-for-202) with five home runs and 27 RBI through the rest of the season (57 games).

### 2018

- Spent the entire season at Single-A West Virginia and hit .231 (89-for-385) with 19 doubles in 105 games.
- Hit 12 home runs after hitting eight during the previous two seasons combined (109 total games).
- Had his first of nine multi-RBI games on 4/8 (2) vs. Greenville; notched his first of a pair of three-RBI games on 4/14 at Hickory.
- Hit .323 (10-for-31) during the third eight-game hitting streak of his career from 6/11-21.

### 2017

- Spent the season with GCL Pirates and hit .277 (52-for-188) in 53 games.
- Opened the season with back-to-back multi-hit games; had 15 over the course of the season.
- Set a career high with four hits on 7/20 at GCL Blue Jays.
- Hit .321 (18-for-56) with runners in scoring position and .315 (29-for-92) with runners on base.

### 2016

- Spent the season with DSL Pirates and hit .271 (52-for-192) in 56 games.
- Made his professional debut on 6/4 vs. DSL Rangers 1 at shortstop and went 2-for-3 with a double and RBI.
- Hit .517 (15-for-29) with five doubles, two triples and six RBI in an eight-game hitting streak to open his professional career from 6/4-18.
- Hit his first professional home run on 6/30 at DSL Yankees 1, a three-run shot.
- Scored a career-high four runs on 8/13 at DSL Indians.

## PERSONAL


- Rodolfo Castro.
- Has played with Toros del Este of the Dominican Winter League each of the last two off-seasons, playing alongside current and former major leaguers Alfredo Simon, Jenny Mejia, Bryan Abreu, Fernando Abad, Josh Reddick, Yasiel Puig, Felix Pie and Juan Graterol.

## SINGLE-GAME HIGHS/MISCELLANEOUS

Hits	Home Runs	Grand Slams	Runs	Walks
4 (4x), MR: 6/19/21 @ Erie (AA)	2 (9x), MR: 7/23/22 vs. St. Paul (AAA)	2, MR: 5/10/22 @ Charlotte (AAA)	4 (2x), MR: 6/9/21 vs. Akron (AA)	3 (4x), MR: 5/5/22 vs. Louisville (AAA)
Hit Streak	RBI	Multi-homer Games	Stolen Bases	Strikeouts
10, 7/26-8/6/22 (AAA)	5, 5/4/19 vs. West Virginia (A)	9, MR: 7/23/22 vs. St. Paul (AAA)	2 (2x), MR: 5/2/22 vs. Louisville (AAA)	4 (4x), MR: 8/5/22 vs. Louisville (AAA)

## CAREER BATTING STATS

YEAR	TEAM	LG	LVL	ORG	AVG	G	AB	R	H	2B	3B	HR	RBI	BB	IBB	SO	SB	CS	OBP	SLG	OPS	HBP	SAC	SF	GIDP
2016	DSL Pirates	DSL	R	PIT	.271	56	192	27	52	15	3	2	29	27	0	48	2	1	.360	411	771	3	2	6	4
2017	GCL Pirates	GCL	R	PIT	.277	53	188	27	52	12	4	6	32	16	1	47	0	3	.344	478	823	4	2	1	2
2018	WV Power	SAL	A	PIT	.231	105	385	47	89	19	4	12	50	26	0	100	6	3	.278	395	672	1	8	6	7
2019	Greensboro	SAL	A	PIT	.242	61	215	33	52	13	2	14	46	18	0	68	6	5	.306	516	822	5	1	7	3
2019	Bradenton	FSL	A+	PIT	.243	57	202	26	49	13	1	5	27	13	2	54	1	0	.288	391	680	0	0	0	4
2020	DID NOT PLAY - PITTSBURGH'S ALTERNATE TRAINING SITE / TAXI SQUAD																								
2021	PITTSBURGH	NL	MLB	PIT	.198	31	86	9	17	2	0	5	8	6	0	27	0	0	.258	395	653	1	0	0	4
2021	Altoona	NE	AA	PIT	.242	72	285	43	69	14	1	12	47	19	1	72	7	4	.295	425	719	4	0	4	6
2021	Indianapolis	E	AAA	PIT	.286	8	35	7	10	4	0	3	8	3	0	11	0	3	.342	657	959	0	0	1	1
2022	Indianapolis	INT	AAA	PIT	.246	75	272	37	67	13	2	12	40	32	0	86	6	3	.334	441	775	6	0	4	6
2022	PITTSBURGH	NL	MLB	PIT	.233	71	253	25	59	8	4	11	27	22	0	74	5	3	.299	427	726	2	0	1	6
	<b>Major League Totals</b>																								
	<b>Triple-A Totals</b>																								
	<b>Minor League Totals</b>																								



# BLAKE CEDERLIND

RHP

**Born:** 1/4/96 in Turlock, Calif.  
**MLB Debut:** 9/15/20 (PIT) @ CIN  
**Height/Weight:** 6-3/215  
**Twitter:** N/A

**Opening Day Age:** 27  
**ML Service:** 2.036  
**Bats/Throws:** R/R  
**Instagram:** @land\_of\_ceder

**Acquired:** Selected by PIT in 5th round (165th overall) of the 2016 First-Year Player Draft  
**2023 Baseball America Ranking (PIT):** N/A  
**2023 MLB Pipeline Ranking (PIT):** N/A

## BA PROSPECT RANKINGS

MLB:  
 Org: PIT – #28 ('21), #27 ('20)  
 Tools: PIT – Best Fastball ('21)

## TRANSACTIONS

- Selected by MIN (22nd round, 650th overall) in the 2015 First-Year Player Draft but did not sign.
- Selected by PIT (5th round, 165th overall) in the 2016 First-Year Player Draft.
- Had his contract first selected by PIT on **Nov. 20, 2019**.

## CAREER SUMMARY

### 2022

- Spent the entire season on the 60-day IL recovering from soreness related to Tommy John surgery.

### 2021

- Suffered a strained ulnar collateral ligament during spring training and underwent Tommy John surgery on 3/23; spent the entire season on the 60-day injured list.

### 2020

- Began the season on Pittsburgh's Alternate Training Site roster in Altoona.
- Recalled by Pittsburgh on 9/15 and made his MLB debut that day, tossing 1.0 perfect inning in relief at Cincinnati.
- Caught Matt Wieters swinging on 9/19 vs. St. Louis for his first MLB strikeout.
- Made five appearances with Pittsburgh in September and surrendered two earned runs on three hits in 4.0 innings (4.50 ERA).

### 2019

- Opened the season with High-A Bradenton and allowed just one run over 7.2 innings pitched before being promoted to Double-A Altoona.
- Did not allow a run in May, tallying 10 strikeouts over 12.1 innings pitched in seven games.
- Won a career-high five straight decisions in 21 games from 6/5-8/14 with a 2.12 ERA (7er/29.2ip).
- Held opponents to a .073 batting average (3-for-41) in a 10-game scoreless streak from 6/14-7/15 (13.0ip).
- Promoted to Indianapolis on 8/22 after going 5-1 with a 1.77 ERA (9er/45.2ip) for Altoona.
- Allowed three runs in his Triple-A debut at Toledo on 8/22 (1.2ip); allowed just two runs in his final two appearances of the season (4.1ip).

### 2018

- Opened the season with Single-A West Virginia and went 3-2 with a 2.86 ERA (9er/28.1ip) in 19 games (one start).
- Took the loss vs. Greenville in his season debut on 4/6.
- Set a new career high with a 3.1-inning relief appearance on 4/26 vs. Rome.
- Tied a career high with two five-strikeout appearances on 4/26 and 5/2 vs. Augusta.
- After finishing April with a 5.40 ERA (6er/10.0ip), recorded a 1.47 ERA (3er/18.1ip) from 5/2-6/17.
- Made his only start of the season on 6/8 in the second game of a doubleheader at Hickory; threw 3.0 scoreless innings with two strikeouts.
- Promoted to Bradenton on 6/22 and earned three saves in four scoreless appearances from 7/3-15.
- Surrendered a career-high four walks on 7/19 vs. Daytona (1.2ip).
- Gave up just three home runs in 49.2 total innings pitched between Bradenton and West Virginia.

### 2017

- Transitioned to a reliever and spent the entire season with West Virginia, going 2-3 with a 7.76 ERA (50er/58.0ip) in 25 appearances (seven starts).
- Had three five-strikeout games, setting a new career high on 5/27 vs. Hagerstown.
- Went 2-0 with a 3.54 ERA (11er/28.0ip) in April and May; went 0-3 with an 11.70 ERA (39er/30.0ip) from June-August.
- Set career highs with seven earned runs and three home runs allowed on 6/6 vs. Delmarva.
- Also allowed a career-high eight hits on 6/24 (1) vs. Lexington.

### 2016

- Spent the entire season with Rookie-Advanced Bristol and made six starts with an 0-1 record and 4.67 ERA (9er/17.1ip).
- Threw a career-high 5.0 innings on 7/23 at Greenville with no runs allowed and four strikeouts.

## PERSONAL

- Blake Alan Cederlind.
- Is a 2014 graduate of Turlock (Calif.) High School, where he was the Central California Pitcher of the Year as a senior after going 8-1 with a 2.51 ERA and 52 strikeouts.
- Made 13 appearances (two starts) for Merced (Calif.) College in 2015 and went 3-1 with 17 strikeouts in 21.1 innings pitched.

## SINGLE-GAME HIGHS/MISCELLANEOUS

Complete Games	Winning Streak	Hits Allowed	Strikeouts
N/A	5, 6/5-8/14/19 (AA)	8, 6/24/17 (1) vs. Lexington (A)	5 (5x), MR: 5/2/18 vs. Augusta (A)
Shutouts	Losing Streak	Earned Runs Allowed	10+ Strikeout Games
N/A	3, 6/6-7/17 (A)	7, 6/6/17 vs. Delmarva (A)	N/A
Innings (Start)	Innings (Relief)	Home Runs Allowed	Walks
5.0 (2x), MR: 7/4/17 @ Lexington (A)	3.1, 4/26/18 vs. Rome (A)	3, 6/6/17 vs. Delmarva (A)	4, 7/19/18 vs. Daytona (A+)

## CAREER PITCHING STATS

YEAR	TEAM	LG	LVL	ORG	W-L	ERA	G-6S	CG	SHO	SV-SVO	IP	H	R	ER	HR	HB	BB-IBB	SO	WHIP	AVG	AB
2016	Bristol	APP	R+	PIT	0-1	4.67	6-6	0	0	0-0	17.1	18	12	9	2	0	7-0	14	1.44	.277	65
2017	WV Power	SAL	A	PIT	2-3	7.76	25-7	0	0	0-2	58.0	67	54	50	9	6	34-0	55	1.74	.289	232
2018	WV Power	SAL	A	PIT	3-2	2.86	19-1	0	0	1-3	28.1	21	9	9	1	4	9-0	36	1.06	.208	101
2018	Bradenton	FSL	A+	PIT	1-2	7.59	17-0	0	0	3-4	21.1	26	20	18	2	2	19-0	18	2.11	.302	86
2019	Bradenton	FSL	A+	PIT	0-0	1.17	7-0	0	0	2-2	7.2	4	1	1	0	0	6-0	8	1.30	.143	28
2019	Altoona	EAS	AA	PIT	5-1	1.77	31-0	0	0	2-4	45.2	31	10	9	1	6	16-1	42	1.03	.191	162
2019	Indianapolis	INT	AAA	PIT	0-1	7.50	3-0	0	0	0-1	6.0	11	5	5	1	1	2-0	5	2.17	.393	28
2020	PITTSBURGH	NL	MLB	PIT	0-0	4.50	5-0	0	0	0-0	4.0	3	2	2	0	0	1-0	4	1.00	.200	15
2021																					
2022																					
					DID NOT PLAY – INJURY DID NOT PLAY – INJURY																
<b>Major League Totals</b>					<b>0-0</b>	<b>4.50</b>	<b>5-0</b>	<b>0</b>	<b>0</b>	<b>0-0</b>	<b>4.0</b>	<b>3</b>	<b>2</b>	<b>2</b>	<b>0</b>	<b>0</b>	<b>1-0</b>	<b>4</b>	<b>1.00</b>	<b>.200</b>	<b>15</b>
<b>Triple-A Totals</b>					<b>0-1</b>	<b>7.50</b>	<b>3-0</b>	<b>0</b>	<b>0</b>	<b>0-1</b>	<b>6.0</b>	<b>11</b>	<b>5</b>	<b>5</b>	<b>1</b>	<b>1</b>	<b>2-0</b>	<b>5</b>	<b>2.17</b>	<b>.393</b>	<b>28</b>
<b>Minor League Totals</b>					<b>11-10</b>	<b>4.93</b>	<b>108-14</b>	<b>0</b>	<b>0</b>	<b>8-16</b>	<b>184.1</b>	<b>178</b>	<b>111</b>	<b>101</b>	<b>16</b>	<b>19</b>	<b>93-1</b>	<b>178</b>	<b>1.47</b>	<b>.254</b>	<b>702</b>



# OMAR CRUZ

LHP

**Born:** 1/26/99 in Hermosillo, Sonora, Mexico  
**MLB Debut:** N/A  
**Height/Weight:** 6-0/190  
**Twitter:** N/A  
**Acquired:** Trade (SD) on 1/19/21 with RHP David Bednar, OF Hudson Head and RHP Drake Fellows in exchange for RHP Joe Musgrove; NYM receives LHP Joey Lucchesi from SD & sends C Eddy Rodriguez to PIT  
**2023 Baseball America Ranking (PIT):** N/A  
**2023 MLB Pipeline Ranking (PIT):** N/A

**Opening Day Age:** 24  
**ML Service:** 0.000  
**Bats/Throws:** L/L  
**Instagram:** @omarcruz

ORGANIZATION

2023 INDIANS

1L & OPPONENTS

2022 REVIEW

PIRATES

HISTORY

GENERAL

## BA PROSPECT RANKINGS

MLB:  
 Org: PIT - #23 ('21)  
 Tools: PIT - **Best Changeup** ('22)

## TRANSACTIONS

- Signed by SD as a non-drafted free agent on **July 3, 2017**.
- Traded to PIT from SD on **Jan. 19, 2021** with RHP David Bednar, OF Hudson Head and RHP Drake Fellows as part of a 3-team, 7-player exchange that saw RHP Joe Musgrove sent to SD from PIT, C Eddy Rodriguez sent to PIT from NYM and LHP Joey Lucchesi to NYM from SD.

## AWARDS & HONORS

MLB.com Organization All-Star (2021)

## CAREER SUMMARY

### 2022

- Spent the entire season with Double-A Altoona and went 3-3 with a 5.03 ERA (35er/62.2ip) and 69 strikeouts in 23 games (five starts).
- Made 18 of his 19 career relief appearances and went 2-1 with a 3.95 ERA (18er/41.0ip) and 50 strikeouts out of the bullpen.
- Tossed a career-high 4.0 relief innings to earn the win on 4/15 at Richmond; struck out a season-high seven of 13 total batters faced and allowed just one hit.
- Went on a 10.0-inning scoreless streak from 4/15-24 (three appearances) with 16 strikeouts.
- Tossed 3.0 hitless innings with four walks and six strikeouts on 4/24 vs. New Hampshire.
- Placed on the 7-day injured list on 6/30 with a left elbow injury; reinstated on 8/27.
- Did not allow a hit over his final 3.1 innings (two appearances) with five strikeouts.

### 2021

- Began the season with High-A Greensboro and went 3-3 with a 3.45 ERA (11er/28.2ip) and 38 strikeouts in seven starts.
- Struck out a career-high tying 10 batters in 4.0 no-hit innings on 5/15 vs. Rome, his second start of the season; was removed from the game after throwing 58 pitches.
- Took the loss in three of his first four starts of the season, setting a career-high three-game losing streak.
- Won a career-high three consecutive games in three starts from 6/5-18, compiled a 3.38 ERA (6er/16.0ip), 0.88 WHIP and .164 average against (9-for-55) in that stretch.
- Promoted to Altoona on 6/23 and went 3-4 with a 3.44 ERA (27er/70.2ip) and 60 strikeouts in 14 starts.
- Compiled a 1.77 ERA (4er/20.1ip) with 18 strikeouts in his first four Double-A starts.
- Surrendered a career-high tying five earned runs on a career-high 10 hits on 8/21 vs. Somerset (5.0ip).
- Went 2-0 with a combined four earned runs allowed and 17 strikeouts in four career-high 6.0-inning outings.
- Gave up six hits in 10 bases-loaded situations with Altoona.
- Ranked among Pirates minor leaguers in average against (2nd, .235), WHIP (2nd, 1.24), ERA (3rd, 3.44), games started (1-3rd, 21) and innings pitched (5th, 99.1).

### 2019

- Made two starts with Short-Season A Tri-City before being promoted to Single-A Fort Wayne on 6/28; went 2-3 with a 2.73 ERA (17er/56.0) and 76 strikeouts in 12 starts combined.
- Fanned a career-high tying 10 batters with just one hit allowed in 4.0 innings on 6/23 at Eugene.
- Struck out 10 batters for the third time in his career on 7/12 at Burlington while earning his first win of the season (5.2ip, 3h, 1r, 1er, 1bb).
- Placed on the 7-day injured list on 7/30 and was reinstated on 8/7.
- Set a career high with 6.0 innings pitched on 8/14 at Lancaster (3h, 1r, 0r, 0bb, 7k).
- Compiled a 0.44 ERA (1er/20.2ip), 26 strikeouts, 0.73 WHIP and .183 average against (13-for-71) in four August starts.

### 2018

- Began the season with AZL Padres 1 and went 0-1 with a 1.80 ERA (4er/20.0ip) and 30 strikeouts in five starts.
- Made his professional debut on 6/19 at AZL Padres 2 and surrendered one unearned run with five strikeouts in 4.0 innings.
- Fanned a career-high 10 batters while surrendering just one hit in 4.0 innings on 6/25 at AZL Dodgers.
- Promoted to Tri-City on 7/16 and went 1-0 with a 2.01 ERA (5er/22.1ip) and 29 strikeouts in six games (five starts).
- Earned his first professional win on 7/20 vs. Eugene (5.0ip, 3h, 0r, 6k).
- Surrendered just one run over his first five starts (21.1ip) with Tri-City.
- Made his first career relief appearance on 8/22 vs. Vancouver and surrendered four earned runs on one hit and a career-high tying five walks in 1.0 inning.

## PERSONAL

- Omar Alejandro Cruz.

## SINGLE-GAME HIGHS/MISCELLANEOUS

### Complete Games

N/A

### Shutouts

N/A

### Innings (Start)

6.0 (5x), MR: 8/10/21 @ Erie (AA)

### Winning Streak

3, 6/5-18/21 (A+)

### Losing Streak

3, 5/8-29/21 (A+)

### Innings (Relief)

4.0, 4/15/22 @ Richmond (AA)

### Hits Allowed

10, 8/21/21 vs. Somerset (AA)

### Earned Runs Allowed

5 (3x), MR: 6/2/22 vs. Bowie (AA)

### Home Runs Allowed

2 (5x), MR: 6/2/22 vs. Bowie (AA)

### Strikeouts

10 (4x), MR: 5/15/21 vs. Rome (A+)

### 10+ Strikeout Games


4, MR: 5/15/21 vs. Rome (A+)

### Walks

5 (3x), MR: 5/8/21 vs. Hickory (A+)

## CAREER PITCHING STATS

YEAR	TEAM	LG	LVL	ORG	W-L	ERA	G-6S	CG	SHO	SV-SVO	IP	H	R	ER	HR	HB	BB-IBB	SO	WHIP	AVG	AB
2018	AZL Padres 1	AZL	R	SD	0-1	1.80	5-5	0	0	0-0	20.0	18	8	4	0	4	6-0	30	1.20	.231	78
2018	Tri-City	NWL	A-	SD	1-0	2.01	6-5	0	0	0-0	22.1	16	5	5	0	2	16-0	29	1.43	.211	76
2019	Tri-City	NWL	A-	SD	0-1	2.57	2-2	0	0	0-0	7.0	4	3	2	0	1	6-0	14	1.43	.167	24
2019	Fort Wayne	MID	A	SD	2-2	2.76	10-10	0	0	0-0	49.0	42	18	15	1	4	13-0	62	1.12	.236	178
2020											DID NOT PLAY										
2021	Greensboro	E	A+	PIT	3-3	3.45	7-7	0	0	0-0	28.2	17	13	11	4	3	14-0	38	1.08	.168	101
2021	Altoona	NE	AA	PIT	3-4	3.44	14-14	0	0	0-0	70.2	70	32	27	6	6	22-0	60	1.30	.260	269
2022	Altoona	EAS	AA	PIT	3-3	5.03	23-5	0	0	0-1	62.2	61	36	35	9	10	28-0	69	1.42	.251	243
	<b>Minor League Totals</b>				<b>12-14</b>	<b>3.42</b>	<b>67-48</b>	<b>0</b>	<b>0</b>	<b>0-1</b>	<b>260.1</b>	<b>228</b>	<b>115</b>	<b>99</b>	<b>20</b>	<b>30</b>	<b>105-0</b>	<b>302</b>	<b>1.28</b>	<b>.235</b>	<b>969</b>



# HENRY DAVIS

C

**Born:** 9/21/99 in Bedford, N.Y.  
**MLB Debut:** N/A  
**Height/Weight:** 6-0/210  
**Twitter:** @henrydavis32

**Opening Day Age:** 23  
**ML Service:** 0.000  
**Bats/Throws:** R/R  
**Instagram:** @henrydavis32

**Acquired:** Selected by PIT in 1st round (1st overall) of the 2021 First-Year Player Draft  
**2023 Baseball America Ranking (PIT / MiLB):** No. 3 / No. 73  
**2023 MLB Pipeline Ranking (PIT / MiLB / C):** No. 3 / No. 57 / No. 7

## BA PROSPECT RANKINGS

MLB: #73 ('23), #41 ('22)  
 Org: PIT - #3 ('23), #2 ('22)  
 Tools:

## TRANSACTIONS

Selected by PIT (1st round, 1st overall) in the 2021 First-Year Player Draft.

## AWARDS & HONORS

AFL Rising Stars (2022) Futures Game Selection (2022)

## CAREER SUMMARY

### 2022

- Began the season with High-A Greensboro and hit .341 (28-for-82) with a 1.035 OPS in 22 games.
- Hit safely in a career-high five consecutive games to begin the season with a .316 batting average (6-for-19), two extra-base hits and five RBI.
- Set new career highs with three hits and two stolen bases on 5/3 vs. Asheville; tied that three-hit mark and drove in a career-high four RBI on 5/5 against the same team.
- Led the South Atlantic League in batting average, on-base percentage (.450), OPS and hit-by-pitches (nine) at the time of his promotion to Double-A Altoona on 5/10.
- His nine hit-by-pitches with Greensboro also ranked third in all of minor league baseball.
- Made his Double-A debut on 5/10 and was hit by a pitch in each of his first two games; placed on the 7-day injured list on 5/18 with a left wrist fracture.
- Reinstated by the Curve on 6/10 after two rehab games and hit .175 (10-for-57) with five doubles and one home run over his next 15 games.
- Placed on the 7-day IL again on 7/8 with a left wrist injury and went 3-for-9 with a home run and two RBI in four rehab appearances with Single-A Bradenton from 8/23-28; reinstated on 8/30.
- Reached base safely in 12 of his final 14 games with a .241 batting average (13-for-54), two home runs and .328 on-base percentage.
- Led all Pirates players (MLB included) with 20 total hit-by-pitches over the course of the season, four more than anyone else.
- Played for Surprise in the Arizona Fall League and hit .260 (13-for-50) with six doubles, one home run and 10 walks to 11 strikeouts in 17 games to be named an AFL Rising Star.

### 2021

- Appeared in eight total games between FCL Pirates Black and Greensboro, hitting .308 (8-for-26) with an .808 slugging percentage and 1.195 OPS.
- Made his professional debut on 8/3 (1) at FCL Rays and went 2-for-4 with a double, home run and three RBI.
- Promoted to Greensboro on 8/12 and tripled in his first High-A game the same day at Winston-Salem.
- Reached base safely in seven of his eight games played, five games of which featured at least one extra-base hit.
- Placed on the 7-day injured list on 8/24 with a strained oblique and was sidelined for the remainder of the season.

### PERSONAL

- Henry Cummings Davis, fiancée's name is Sofia.
- Was a four-year letterwinner at Fox Lane (Bedford, N.Y.) High School, where he was named the 2018 Perfect Game New York Player of the Year as well as the state's top-rated catcher by the same publication.
- Earned first-team All-American honors from *Baseball America* and the American Baseball Coaches Association in 2021 at the University of Louisville (Ky.).
- Hit .370 (68-for-184) with nine doubles, a career-high 15 home runs and 48 RBI in 50 games in 2021 with Louisville.
- Was a finalist for the Buster Posey Award (college baseball's top catcher) in NCAA Division I in 2021 and a semifinalist for the Dick Howser Trophy (college baseball's player of the year).
- Threw out 13 of the 28 runners (46 percent) attempting to steal against him in 2021 and 40 percent (25-for-63) during his three-year career with Louisville.
- Was a 2021 semifinalist for the Golden Spikes Award, which is given to the nation's best amateur player.
- Finished 2021 ranked first in the ACC with a .482 on-base percentage while also ranking among the top 10 conference leaders in batting average (.370), hits (68), home runs (15), RBI (48), total bases (122) and slugging percentage (.663).
- Was the first Louisville baseball player to be selected first overall and the fourth student athlete taken No. 1 overall from Louisville regardless of sport, joining Pervis Ellison (NBA, 1989), Angel McCoughtry (WNBA, 2009) and Andrew Farrell (MLS, 2013).
- Became the seventh different catcher selected first overall, joining Adley Rutschman (2019), Joe Mauer (2001), B.J. Surhoff (1985), Danny Goodwin (1975 and 1971), Mike Iwie (1970) and Steve Chilcott (1966).
- Signed by Pirates scout Adam Bourassa.


## SINGLE-GAME HIGHS/MISCELLANEOUS

Hits		Home Runs		Grand Slams		Runs		Walks	
3 (2x), MR: 5/5/22 vs. Asheville (A+)	1 (1x), MR: 9/16/22 vs. Reading (AA)			N/A		3 (2x), MR: 4/23/22 vs. Aberdeen (A+)	3, 9/1/22 vs. Akron (AA)		
Hit Streak		RBI		Multi-homer Games		Stolen Bases		Strikeouts	
5 (4x), MR: 6/24-29/22 (AA)	4, 5/5/22 vs. Asheville (AA)			N/A		2, 5/3/22 vs. Asheville (A+)	3 (4x), MR: 9/10/22 @ Erie (AA)		

## CAREER BATTING STATS

YEAR	TEAM	LG	LVL	ORG	AVG	G	AB	R	H	2B	3B	HR	RBI	BB	IBB	SO	SB	CS	OBP	SLG	OPS	HBP	SAC	SF	GDP	
2021	FCL Pirates B	FCL	R	PIT	.429	2	7	1	3	2	0	1	4	0	0	2	0	0	.429	1.143	1.572	0	0	0	0	
2021	Greensboro	E	A+	PIT	.263	6	19	6	5	0	1	2	3	4	0	8	1	0	.375	.684	1.059	0	0	1	0	
2022	Greensboro	SAL	A+	PIT	.341	22	82	18	28	3	1	5	22	8	0	18	5	1	.450	.585	1.035	9	0	1	1	
2022	Altoona	EAS	AA	PIT	.207	31	116	19	24	8	0	4	18	12	0	30	3	1	.324	.379	.703	8	0	0	7	
2022	FCL Pirates	FCL	R	PIT	.000	1	3	0	0	0	0	0	0	0	0	1	0	0	.250	.000	.250	1	0	0	0	
2022	FCL Pirates	FCL	R	PIT	.364	5	11	2	4	1	0	1	2	1	0	2	1	0	.467	.727	1.194	2	0	1	3	
2022	Bradenton	FSL	A	PIT																						
	<b>Minor League Totals</b>					<b>.269</b>	<b>67</b>	<b>238</b>	<b>46</b>	<b>64</b>	<b>14</b>	<b>2</b>	<b>13</b>	<b>49</b>	<b>25</b>	<b>0</b>	<b>61</b>	<b>10</b>	<b>2</b>	<b>.381</b>	<b>.508</b>	<b>.889</b>	<b>20</b>	<b>0</b>	<b>3</b>	<b>11</b>





# JASON DELAY

C

**Born:** 3/7/95 in Plano, Texas  
**MLB Debut:** 6/14/22 (1) (PIT) @ STL  
**Height/Weight:** 5-11/190  
**Twitter:** @jdelay5

**Opening Day Age:** 28  
**ML Service:** 0.095  
**Bats/Throws:** R/R  
**Instagram:** @jasondelay

**Acquired:** Selected by PIT in 4th round (118th overall) of the 2017 First-Year Player Draft  
**2023 Baseball America Ranking (PIT):** N/A  
**2023 MLB Pipeline Ranking (PIT):** N/A

ORGANIZATION

2023 INDIANS

1L & OPPONENTS

2022 REVIEW

PIRATES

HISTORY

GENERAL

## AWARDS & HONORS

EAS All-Star (Mid, 2019)

## TRANSACTIONS

- Selected by SF (11th round, 335th overall) in the 2016 First-Year Player Draft but did not sign.
- Selected by PIT (4th round, 118th overall) in the 2017 First-Year Player Draft.
- Had his contract first selected by PIT on **June 13, 2022**.

## CAREER SUMMARY

### 2022

- Began the season on Indianapolis' Opening Day roster and hit .220 (18-for-82) in 28 total games with the Indians.
- Caught all 9.0 innings of Indy's first no-hitter since 2012 on 4/13 at St. Paul, combined by RHPs Chase De Jong, Austin Brice and Yerry De Los Santos.
- Tied his career high with four hits, two of which were doubles, on 5/15 at Charlotte.
- Was placed on Pittsburgh's taxi squad as a bullpen catcher and had his contract selected on 6/13; went 0-for-2 with a walk in his major league debut the next day in Game 1 of a doubleheader at St. Louis.
- Became the first Pirates catcher to draw a walk in his major league debut since Eric Fryer on 6/26/11 vs. Boston and the first to do so in his first MLB plate appearance since Tony Alvarez on 9/4/02 at Atlanta.
- Optioned to Indianapolis following his debut on 6/14; was then transferred to Altoona on 6/30 before being recalled by Pittsburgh on 7/5.
- Served as the Pirates' starting catcher on 7/7 (1) at Cincinnati and went 1-for-4 with an RBI double off LHP Mike Minor for his first MLB hit.
- Spent the remainder of the season in Pittsburgh and hit .213 (33-for-155) in 57 total games.
- Launched a solo shot for his first MLB homer off LHP Braxton Garrett on 7/22 vs. Miami.
- Appeared in 57 games as Pittsburgh's catcher (49 starts) and compiled a .978 fielding percentage (nine errors, 417 total chances) across 436.2 innings.
- Logged the most innings among all Pirates backstops while leading the team in appearances (57) and starts (49) behind the plate.

### 2021

- Began the season on Indianapolis' Opening Day roster and made his Triple-A debut on 5/13 vs. Toledo.
- Appeared in 13 games with Indy and hit .265 (9-for-34) with two doubles, two home runs and four RBI; he appeared in 11 of those games at catcher and compiled a .989 fielding percentage (one error, 95 total chances).
- Hit .412 (7-for-17) with four extra-base hits in seven games at Victory Field; hit just .118 (2-for-17) in six games on the road.
- Transferred to Double-A Altoona on 6/22 and went just 7-for-60 in 17 games with the Curve.
- Suffered a season-ending left-knee injury and was placed on the 60-day injured list on 8/3.

### 2019

- Spent the entire season with Altoona and hit .234 (54-for-231) with career highs in doubles (12), home runs (eight) and RBI (37).
- Appeared at catcher in all 67 of his games played and compiled a career-best .993 fielding percentage while throwing out 23.9 percent of runners.
- Recorded the first four-hit game of his career on 5/4 at Richmond; tied that career high on 5/19 vs. Harrisburg.
- Hit safely in nine of 10 games from 5/3-19 with a .500 batting average (19-for-38), six doubles, one triple, four home runs and 14 RBI.

- Was named an Eastern League midseason All-Star.
- Set new career highs with two home runs and five RBI on 8/21 vs. Hartford.

### 2018

- Spent the entire season with High-A Bradenton and hit .247 (54-for-219) in 67 games.
- Hit .349 (15-for-43) with a monthly-high 11 RBI and two home runs in May.
- Tied a career-high seven-game hitting streak from 5/22-6/7 and slashed .417/.517/.500 with two multi-hit contests.

### 2017

- Began the season with Rookie-Advanced Bristol and earned his first professional hit in his debut on 6/23 at Johnson City.
- Hit his first professional home run on 7/12 at Johnson City.
- Hit safely in a career-high seven consecutive games from 7/29 (2)-8/10 with a .379 batting average (11-for-29).
- Was walked twice on 8/19 and 8/26, setting and tying a new career high.
- Scored a career-high two runs on 8/27 vs. Kingsport.
- Promoted to Short-Season A West Virginia on 8/29 and went just 1-for-16 in the final five games of the season.

## PERSONAL

- Jason Thomas Delay.
- Played four years at Vanderbilt (Nashville, Tenn.) University and hit .309 (64-for-207) with 18 doubles, two triples, two home runs and 41 RBI in 59 games during his senior year.
- Was teammates with Dansby Swanson, Walker Buehler and Bryan Reynolds at Vanderbilt in 2014.
- Started in a career-high 58 games in 2017, the most by a Vanderbilt catcher since Curt Casali in 2011.
- Became the highest drafted catcher from Vanderbilt since Scotti Madison was selected in the third round of the 1980 draft.
- Was the first Commodore selected by Pittsburgh since Pedro Alvarez since 2008.
- Became the 17th member of the Vanderbilt 2014 College World Series National Championship team to be drafted.
- Is a 2013 graduate of Northview (Johns Creek, Ga.) High School and was named a first-team All-region player 2011-13 and the Northview Team MVP in 2012.
- Completed his MBA in economics from John Hopkins (Baltimore, Md.) following the 2022 season.

## SINGLE-GAME HIGHS/MISCELLANEOUS

Hits	Home Runs	Grand Slams	Runs	Walks
4 (3x), MR: 5/15/22 @ Charlotte (AAA)	2, 8/21/19 vs. Hartford (AA)	N/A	2 (10x), MR: 8/14/22 @ San Francisco (NL)	2 (7x), MR: 5/4/22 vs. Louisville (AAA)
Hit Streak	RBI	Multi-homer Games	Stolen Bases	Strikeouts
7 (2x), MR: 5/22-6/7/18 (A+)	5, 8/21/19 vs. Hartford (AA)	1, 8/21/19 vs. Hartford (AA)	1 (4x), MR: 5/4/22 vs. Louisville (AAA)	3 (10x), MR: 9/7/22 (2) vs. New York (NL)

## CAREER BATTING STATS

YEAR	TEAM	LG	LVL	ORG	AVG	G	AB	R	H	2B	3B	HR	RBI	BB	IBB	SO	SB	CS	OBP	SLG	OPS	HBP	SAC	SF	GDP		
2017	Bristol	APP	R+	PIT	.252	29	107	13	27	5	0	1	12	13	0	13	0	0	.375	.327	.702	8	0	0	3		
2017	WV Black Bears	NYP	A-	PIT	.063	5	16	3	1	1	0	0	0	0	0	2	0	0	.118	.125	.243	1	0	0	0		
2018	Bradenton	FSL	A+	PIT	.247	67	219	23	54	4	1	2	21	21	0	51	2	0	.325	.301	.627	5	4	1	6		
2019	Altoona	EAS	AA	PIT	.234	67	231	22	54	12	1	8	37	13	1	63	1	0	.286	.398	.684	5	0	1	7		
2020	DID NOT PLAY - PITTSBURGH'S ALTERNATE TRAINING SITE																										
2021	Indianapolis	E	AAA	PIT	.265	13	34	6	9	2	0	2	4	4	0	10	0	0	.342	.500	.842	0	0	0	0		
2021	Altoona	NE	AA	PIT	.117	17	60	1	7	2	0	0	3	0	0	23	0	0	.117	.150	.267	0	0	0	2		
2022	Indianapolis	INT	AAA	PIT	.220	28	82	10	18	5	1	0	8	8	0	15	1	0	.286	.305	.591	0	2	1	2		
2022	PITTSBURGH	NL	MLB	PIT	.213	57	155	17	33	6	0	1	11	9	0	50	0	2	.263	.271	.536	2	1	0	4		
2022	Altoona	EAS	AA	PIT	.143	2	7	0	1	1	0	0	0	0	0	3	0	0	.143	.286	.429	0	0	0	0		
	Major League Totals				.213	57	155	17	33	6	0	1	11	9	0	50	0	2	.265	.271	.536	2	1	0	4		
	Triple-A Totals				.233	41	116	16	27	7	1	2	12	12	0	25	1	0	.302	.362	.664	0	2	1	2		
	Minor League Totals				.226	228	756	78	171	32	3	13	85	59	1	180	4	0	.297	.328	.625	19	6	5	20		



# YERRY DE LOS SANTOS

RHP

**Born:** 12/12/97 in Samana, D.R.  
**MLB Debut:** 5/25/22 (PIT) vs. COL  
**Height/Weight:** 6-2/110  
**Twitter:** @LosYerry

**Opening Day Age:** 25  
**ML Service:** 0.136  
**Bats/Throws:** R/R  
**Instagram:** @yerry\_dls\_12

**Acquired:** Signed by PIT as a non-drafted free agent on 7/2/14  
**2023 Baseball America Ranking (PIT):** N/A  
**2023 MLB Pipeline Ranking (PIT):** N/A

## AWARDS & HONORS

MLB.com Organization All-Star (2019)

## TRANSACTIONS

- Signed by PIT as a non-drafted free agent on **July 2, 2014**.
- Had his contract first selected by PIT on **May 23, 2022**.

## CAREER SUMMARY

### 2022

- Began the season on Indy's Opening Day roster and went 2-0 with a 1.72 ERA (3er/15.2ip), 20 strikeouts, 0.64 WHIP and three saves over 12 relief appearances.
- Did not allow a hit over his first 4.0 innings (three appearances) with six strikeouts.
- Closed out Indianapolis' first no-hitter since 2012 on 4/13 at St. Paul with two strikeouts in the ninth inning; caught Jose Miranda looking to clinch the feat.
- Had his contract selected by Pittsburgh on 5/23 and spent the remainder of the season in the big leagues, going 0-3 with a 4.91 ERA (14er/25.2ip), 26 strikeouts and three saves in 26 appearances.
- Made his major league debut on 5/25 vs. Colorado (1.0ip, 1b, 1bb, 2k) and struck out Brian Serven, his first batter faced, swinging.
- Recorded at least one strikeout in each of his first nine games, the third-longest streak by a Pirates reliever to begin a career since data began being tracked in 1901, trailing Diomedes Olivo's 13-game streak from 1960-62 and Cecilio Guante's 12-game streak from 1982-83.
- Did not allow an earned run over 5.2 innings (six appearances) from 6/7-21; allowed just one hit during that span and struck out seven.
- Pitched a 1-2-3 ninth inning to record his first major league save in an 8-7 win on 6/29 at Washington.
- Recorded a four-out save with all outs coming via strikeout on 7/11 at Miami; since saves became an official statistic in 1969, the only other Pirates to record such a save were Goose Gosage on 6/22/77 at San Diego and Jason Christiansen on 7/25/98 vs. Atlanta.
- Compiled a 2.78 ERA (7er/22.2ip), 1.01 WHIP and .193 batting average against through his first 22 major league appearances; surrendered as many earned runs in his final 3.0 innings (four appearances).
- Placed on the 60-day injured list on 8/12 with a right shoulder latissimus dorsi strain and was sidelined for the remainder of the season.

- Did not allow a run (one hit) in his first six outings (6.2ip).
- Opened the season on a three-game winning streak, the longest of his career; did not suffer a loss until 7/15.
- Earned the first save of his career on 5/15 (2) vs. Delmarva; converted all 13 of his save opportunities.
- Surrendered his first two runs of the season while allowing a career-high two home runs on 5/27 at Hickory (2.0ip).
- Tied a career high with five strikeouts on 7/4 vs. Lakewood (2.1ip).
- Recorded a 0.47 ERA (1er/19.1ip) through the end of the season after allowing a season-high three earned runs in a 1.0 inning on 7/19 at Augusta.
- Held right-handed batters to a 1.70 batting average (19-for-112).
- His 13 saves led Greensboro and tied for third among South Atlantic League leaders.

### 2018

- Split the season between DSL Pirates 1, GCL Pirates and Rookie-Advanced Bristol and went 0-0 with a combined 2.45 ERA (5er/18.1ip) in 12 relief outings.
- Set a career high with five strikeouts on 8/25 vs. Elizabethton.

### 2017

- Moved from the starting rotation to the bullpen and made five appearances with DSL Pirates and went 1-0 with a 1.04 ERA (1er/8.2ip).
- Held opposing hitters to a .200 batting average (2-for-10) with runners in scoring position.
- Allowed just one extra-base hit in 31 at-bats.
- Was shut down for the season after his final outing on 7/7 vs. DSL Cubs (1 (2ip, 4h, 2r, 0er, 1bb, 1k).

### 2016

- Missed the entire season after undergoing Tommy John surgery.

### 2015

- Spent the entire season with DSL Pirates and went 1-5 with a 4.73 ERA (31er/59.0ip) in 14 starts.
- Threw a career-high 5.0 innings in his professional debut on 6/3 at DSL Mets but took a loss.
- Earned his first professional win on 6/9 at DSL Braves (5.0ip, 7h, 2r, 2er, 3k).
- Took losses in four consecutive starts from 7/27-8/13 with a 7.71 ERA (12er/14.0ip).


## PERSONAL

- Yerry (pronounced "Yairry") Paulino De Los Santos.
- Lists Yordano Ventura as his favorite baseball player.
- Is one of three players on the current Pirates roster to have gone through their Dominican Academy, joining RHP Luis Ortiz and INF Rodolfo Castro.
- Is a big fan of the NBA's Golden State Warriors.
- Enjoys playing dominoes and spending time with his family and friends.

## SINGLE-GAME HIGHS/MISCELLANEOUS

Complete Games		Winning Streak		Hits Allowed		Strikeouts	
N/A		3 (2x), MR: 5/7-23/21 (AA)		10, 8/13/15 vs. DSL Braves (R)		5 (3x), MR: 5/20/21 @ Harrisburg (AA)	
Shutouts		Losing Streak		Earned Runs Allowed		10+ Strikeout Games	
N/A		4, 7/27-8/13/15 (R)		6, 6/20/15 @ DSL Yankees (2) (R)		N/A	
Innings (Start)		Innings (Relief)		Home Runs Allowed		Walks	
5.0 (5x), MR: 8/19/15 vs. DSL Cubs (R)		3.0 (2x), MR: 7/31/18 vs. DSL Red Sox (2) (R)		2 (2x), MR: 6/3/22 vs. Arizona (NL)		3 (4x), MR: 8/11/22 @ Arizona (NL)	

CAREER PITCHING STATS																					
YEAR	TEAM	LG	LVL	ORG	W-L	ERA	G-6S	CG	SHO	SV-SVO	IP	H	R	ER	HR	HB	BB-IBB	SO	WHIP	AVG	AB
2015	DSL Pirates	DSL	R	PIT	1-5	4.73	14-14	0	0	0-0	59.0	82	41	31	1	5	17-0	28	1.68	.340	241
2016										DID NOT PLAY - INJURY											
2017	DSL Pirates	DSL	R	PIT	1-0	1.04	5-0	0	0	0-0	8.2	7	3	1	0	0	3-0	4	1.15	.226	31
2018	DSL Pirates 1	DSL	R	PIT	0-0	2.89	7-0	0	0	0-1	9.1	7	5	3	0	0	4-0	13	1.18	.200	35
2018	GCL Pirates	GCL	R	PIT	0-0	0.00	2-0	0	0	0-0	3.0	1	0	0	0	0	1-0	1	0.67	.100	10
2018	Bristol	APP	R+	PIT	0-0	3.00	3-0	0	0	0-1	6.0	3	2	0	0	0	3-0	10	1.33	.217	23
2019	Greensboro	SAL	A	PIT	4-2	1.44	37-0	0	0	13-13	50.0	32	9	8	3	5	12-0	73	0.88	.183	175
2020										DID NOT PLAY											
2021	Altoona	NE	AA	PIT	3-2	2.04	12-0	0	0	2-3	17.2	11	6	4	2	4	6-1	19	0.96	.177	62
2021	Indianapolis	E	AAA	PIT	0-0	0.00	4-0	0	0	0-0	6.0	2	0	0	0	0	1-0	6	0.50	.105	19
2022	Indianapolis	INT	AAA	PIT	2-0	1.72	12-0	0	0	3-6	15.2	8	3	3	1	0	2-0	20	0.64	.148	54
2022	PITTSBURGH	NL	MLB	PIT	0-3	4.91	26-0	0	0	3-5	25.2	22	18	14	3	1	11-1	26	1.29	.224	98
	<b>Major League Totals</b>				<b>0-3</b>	<b>4.91</b>	<b>26-0</b>	<b>0</b>	<b>0</b>	<b>3-5</b>	<b>25.2</b>	<b>22</b>	<b>18</b>	<b>14</b>	<b>3</b>	<b>1</b>	<b>11-1</b>	<b>26</b>	<b>1.29</b>	<b>.224</b>	<b>98</b>
	<b>Triple-A Totals</b>				<b>2-0</b>	<b>1.25</b>	<b>16-0</b>	<b>0</b>	<b>0</b>	<b>3-6</b>	<b>21.2</b>	<b>10</b>	<b>3</b>	<b>3</b>	<b>1</b>	<b>0</b>	<b>3-0</b>	<b>26</b>	<b>0.60</b>	<b>.137</b>	<b>73</b>
	<b>Minor League Totals</b>				<b>11-9</b>	<b>2.67</b>	<b>96-14</b>	<b>0</b>	<b>0</b>	<b>18-24</b>	<b>175.1</b>	<b>155</b>	<b>70</b>	<b>52</b>	<b>7</b>	<b>14</b>	<b>49-1</b>	<b>174</b>	<b>1.16</b>	<b>.238</b>	<b>650</b>



# NICK DOMBKOWSKI

LHP

Born: 8/9/98 in West Springfield, Mass.

Opening Day Age: 24

MLB Debut: N/A

ML Service: 0.000

Height/Weight: 6-1/215

Bats/Throws: R/L

Twitter: @NickDombkowski7

Instagram: @nickdombkowski

Acquired: Signed by PIT as a non-drafted free agent on 7/20/21

2023 *Baseball America* Ranking (PIT / Tools): N/A / Best Control

2023 MLB Pipeline Ranking (PIT): N/A

## BA PROSPECT RANKINGS

MLB:  
Org:  
Tools: PIT – Best Control ('23)

## TRANSACTIONS

› Signed by PIT as a non-drafted free agent on July 20, 2021.

## CAREER SUMMARY

### 2022

- › Split the season between Single-A Bradenton, High-A Greensboro and Double-A Altoona, going 5-1 with a 3.07 ERA (23er/67.1ip), 86 strikeouts and 1.10 WHIP in 36 games (two starts).
- › Struck out a career-high six batters on 4/21 at Daytona Beach; matched that mark in his next outing on 4/26 vs. Dunedin in 3.1 hitless innings before being promoted to Greensboro three days later.
- › Made his first career start on 5/21 vs. Bowling Green and surrendered two runs (one earned) with four strikeouts in 3.0 innings.
- › Promoted to Altoona on 6/7 and went 3-1 with a 3.92 ERA (18er/41.1ip) and 45 strikeouts in 22 games (one start) through the end of the season.
- › Allowed one run over a career-high 4.0 innings on 6/17 vs. Erie to earn his first Double-A save.
- › Took his first career loss on 6/30 vs. Harrisburg after allowing five unearned runs on four hits in 1.2 innings.
- › Won a career-high three consecutive decisions across 11 appearances (one start) from 7/15-9/4; registered a 2.63 ERA (7er/24.0ip), 23 strikeouts and 0.83 WHIP in that stretch.
- › Held Double-A left-handed batters to a .182 batting average (10-for-55) with just two extra-base hits.

### 2021

- › Spent the season with Bradenton after signing with the Pirates and went 1-0 with a 3.86 ERA (8er/18.2ip), 23 strikeouts, 1.02 WHIP and two saves in 11 appearances.
- › Did not allow a hit over 1.0 inning in his professional debut on 8/7 (1) at Clearwater.
- › Earned his first professional save with 2.0 one-hit innings on 8/10 vs. Fort Myers.
- › Struck out four of seven total batters faced over 2.0 one-run innings to earn his first professional win on 8/19 (2) vs. Clearwater.
- › Did not allow a run over his final 10.0 innings (six appearances) with just six hits allowed and 13 strikeouts.

## PERSONAL

- › Nicholas Joseph Dombkowski.
- › Went 4-3 with a 3.13 ERA (21er/60.1ip) and 72 strikeouts in 10 starts as a junior in 2021 with Hartford (Conn.) University.
- › Posted an America East Conference-best 0.90 ERA (2er/20.0ip) during the shortened 2020 season.
- › Was a first-team All-America East Conference selection during his freshman season in 2018.
- › Was an America East All-Rookie team selection as a freshman.
- › Was the first pitcher in America East history to earn Pitcher and Rookie of the Year honors in the same season.
- › Took home Collegiate Baseball Freshman All-American accolades in 2018.

## SINGLE-GAME HIGHS/MISCELLANEOUS

### Complete Games

N/A

### Winning Streak

3, 7/15-9/4/22 (AA)

### Hits Allowed

5, 4/21/22 @ Daytona Beach (A)

### Strikeouts

6 (3x), MR: 7/15/22 vs. Richmond (AA)

### Shutouts

N/A

### Losing Streak

1, 6/30/22 (AA)

### Earned Runs Allowed

6, 8/22/21 vs. Clearwater (A)

### 10+ Strikeout Games

N/A

### Innings (Start)

3.1, 7/31/22 @ Bowie (AA)

### Innings (Relief)

4.0 (2x), MR: 7/15/22 vs. Richmond (AA)

### Home Runs Allowed

2, 7/15/22 vs. Richmond (AA)

### Walks

2 (4x), MR: 6/26/22 @ New Hampshire (AA)

## CAREER PITCHING STATS

YEAR	TEAM	LG	LVL	ORG	W-L	ERA	G-6S	CG	SHO	SV-SVO	IP	H	R	ER	HR	HB	BB-IBB	SO	WHIP	AVG	AB
2021	Bradenton	SE	A	PIT	1-0	3.86	11-0	0	0	2-3	18.2	13	8	3	1	6-0	23	1.02	178	73	
2022	Bradenton	FSL	A	PIT	1-0	1.69	4-0	0	0	0-0	10.2	7	2	1	0	2-0	19	0.84	184	38	
2022	Greensboro	SAL	A+	PIT	1-0	1.76	10-1	0	0	0-0	15.1	10	4	3	1	2	6-0	22	1.04	182	55
2022	Altoona	EAS	AA	PIT	3-1	3.92	22-1	0	0	1-2	41.1	38	26	18	5	1	11-0	45	1.19	239	159
	<b>Minor League Totals</b>				<b>6-1</b>	<b>3.24</b>	<b>47-2</b>	<b>0</b>	<b>0</b>	<b>3-5</b>	<b>86.0</b>	<b>68</b>	<b>40</b>	<b>31</b>	<b>10</b>	<b>4</b>	<b>25-0</b>	<b>109</b>	<b>1.08</b>	<b>209</b>	<b>325</b>



# MATT ECKELMAN

RHP

**Born:** 10/6/93 in Shawnee, Kan.  
**MLB Debut:** N/A  
**Height/Weight:** 6-3/300  
**Twitter:** N/A

**Opening Day Age:** 29  
**ML Service:** 0.000  
**Bats/Throws:** R/R  
**Instagram:** @theeckelman

**Acquired:** Signed by PIT as a minor league free agent on 12/7/22  
**2023 Baseball America Ranking (PIT):** N/A  
**2023 MLB Pipeline Ranking (PIT):** N/A

## AWARDS & HONORS

MiLB.com Organization All-Star (2018) FSL All-Star (Mid, 2018)

## TRANSACTIONS

- Selected by PIT (21st round, 645th overall) in the 2016 First-Year Player Draft.
- Elected free agency on **Nov. 10, 2022**.
- Signed by PIT as a minor league free agent on **Dec. 7, 2022**.

## CAREER SUMMARY

### 2022

- Split the season between Indianapolis, High-A Greensboro and Double-A Altoona, going 2-3 with a 5.69 ERA (39er/61.2ip) in 37 games (six starts) between levels.
- Did not allow a run over 7.2 consecutive innings (five appearances) from 6/11-29.
- Transferred to Greensboro on 7/26 and went 1-0 with a 4.50 ERA (9er/18.0ip) in nine games (one start).
- Earned his first win of the season with 2.0 hitless innings on 8/18 at Rome; registered a 4-0-inning hitless streak across two appearances from 8/18-23.
- Ended the season with Altoona and went 1-0 with a 2.25 ERA (3er/12.0ip) in four games (three starts).
- Allowed just one hit over 4.0 innings on 9/7 at Erie.
- Tossed a season-high 5.0 one-run innings on 9/13 vs. Reading, his second-to-last start of the season.

### 2021

- Spent the entire season with Indianapolis and went 3-5 with a 4.91 ERA (36er/66.0ip) in 36 appearances.
- Tossed a season-high 3.1 innings on 7/27 at St. Paul, tying his career-high longest outing in a relief appearance.
- Earned his first Triple-A win on 8/1 at St. Paul (2.2ip, 5h, 2r, 2er, 1bb, 1k).

### 2019

- Spent the majority of the season with Altoona and had a 3.00 ERA (4er/12.0ip) before being promoted to Indianapolis on 5/9.
- Made his Triple-A debut on 5/10 at Lehigh Valley and allowed four runs (three earned) without recording an out; was sent back to Altoona on 5/15.
- Allowed a career-high five earned runs in 1.0 inning pitched on 5/25 to take the loss at Portland.
- Converted eight saves and didn't allow a run in June (11.0ip), holding opponents to a .143 batting average (5-for-35).
- Went on a 17-game scoreless streak from 6/2-7/17; tossed 18.2 consecutive scoreless innings from 6/2-7/20.
- Promoted back to Indy on 8/29 and allowed one run in 2.1 innings over two outings.
- His 23 saves with Altoona was a career best for a single season, led all Pirates farmhands and ranked second among Eastern League leaders.
- His 48 appearances on the season also led all Pirates minor leaguers.

### 2018

- Began the season with High-A Bradenton and went 2-0 with a 1.69 ERA (2er/10.2ip) and two saves in April.
- Named a Florida State League midseason All-Star after going 4-0 with a 2.38 ERA (6er/22.2ip) with Bradenton before the break.
- Promoted to Altoona on 6/29 and went 1-1 with 11 saves and a 1.82 ERA (5er/24.2ip) in 23 appearances.
- Converted save opportunities in four straight scoreless appearances from 8/3-11 (1) and held opponents to a .077 batting average (1-for-13) in those games.
- His 2.05 ERA (11er/48.1ip) combined between Bradenton and Altoona was the lowest single-season ERA of his career.
- Named an MiLB.com Organization All-Star following the season.

### 2017

- Spent the entire season with Single-A West Virginia and went 5-6 with a 4.63 ERA (37er/72.0ip) in 37 games (three starts).
- Took the loss in his season debut on 4/7 (2) vs. Rome after allowing two runs in 1.1 innings.
- Walked a career-high three batters on 4/24 vs. Charleston; also on 8/18 at Greenville.
- Tossed a career-high 3.1 innings in relief on 4/24 vs. Charleston.
- Had a 6.29 ERA (17er/24.1ip) in April-May and a 3.78 ERA (20er/47.2ip) in June-Sept.
- Surrendered a career-high three home runs on 8/18 at Greenville but earned the win.
- Struck out a career-high 63 batters.

### 2016

- Earned the win in his professional debut on 6/27 vs. Greenville (3.0ip, 1h, 0r, 3k).
- Went 4-0 in his first six appearances (four starts), setting a career-high winning streak.
- Struck out a career-high nine batters in 5.0 scoreless innings on 8/14 (2) vs. Pulaski.
- Threw a career-high 6.0 innings in back-to-back starts on 8/26-31 and allowed a combined one run on seven hits with eight strikeouts.

## PERSONAL

- Matthew Scott Eckelman.
- Led St. Louis University in nearly all major pitching categories during his senior year in 2016 while earning second-team All-Atlantic 10 honors.
- Went 9-4 with a team-best 3.12 ERA (35er/101.0ip) and 81 strikeouts in 15 starts in 2016.
- Earned first-team All-Conference honors as St. Louis University's closer in 2014.
- Finished the 2013 season with a 1.64 ERA, 42 strikeouts and 6-1 record; the third-most wins by a freshman in school history.

## SINGLE-GAME HIGHS/MISCELLANEOUS

<b>Complete Games</b> N/A	<b>Winning Streak</b> 4 (2x), MR: 4/19-6/18 (A+)	<b>Hits Allowed</b> 7, 8/20/16 vs. Johnson City (R+)	<b>Strikeouts</b> 9, 8/14/16 (2) vs. Pulaski (R+)
<b>Shutouts</b> N/A	<b>Losing Streak</b> 5, 5/25-8/11/19 (AA)	<b>Earned Runs Allowed</b> 6, 5/14/22 @ Charlotte (AAA)	<b>10+ Strikeout Games</b> N/A
<b>Innings (Start)</b> 6.0 (2x), MR: 8/31/16 @ Kingsport (R+)	<b>Innings (Relief)</b> 3.1 (2x), MR: 7/27/21 @ St. Paul (AAA)	<b>Home Runs Allowed</b> 3 (2x), MR: 5/14/22 @ Charlotte (AAA)	<b>Walks</b> 3 (9x), MR: 9/1/22 vs. Akron (AA)

## CAREER PITCHING STATS

YEAR	TEAM	LG	LVL	ORG	W-L	ERA	G-GS	CG	SHO	SV-SVO	IP	H	R	ER	HR	HB	BB-IBB	SO	WHIP	AVG	AB
2016	Bristol	APP	R+	PIT	5-3	2.76	13-11	0	0	0-0	62.0	51	24	19	6	1	9-0	55	0.97	.223	229
2017	WV Power	SAL	A	PIT	5-6	4.63	37-3	0	1-3	72.0	72	40	37	7	3	26-0	63	1.36	.260	277	
2018	Bradenton	FSL	A+	PIT	4-0	2.28	17-0	0	0	6-7	23.2	19	6	6	2	1	8-1	27	1.14	.218	87
2018	Altoona	EAS	AA	PIT	1-1	1.82	23-0	0	0	11-13	24.2	18	7	5	1	1	15-2	17	1.34	.207	87
2019	Altoona	EAS	AA	PIT	1-5	3.33	45-1	0	0	23-24	48.2	43	21	18	3	0	25-2	45	1.40	.240	179
2019	Indianapolis	INT	AAA	PIT	0-0	15.43	3-0	0	0	0-0	2.1	10	5	4	0	1	0-0	2	4.29	.625	16
2020											DID NOT PLAY										
2021	Indianapolis	E	AAA	PIT	3-5	4.91	36-0	0	0	0-3	66.0	81	43	36	12	0	14-0	54	1.44	.303	267
2022	Indianapolis	INT	AAA	PIT	0-3	7.67	24-2	0	0	0-2	31.2	46	33	27	8	0	16-0	27	1.96	.331	139
2022	Greensboro	SAL	A+	PIT	1-0	4.50	9-1	0	0	0-0	18.0	13	10	9	2	5	14-0	11	1.50	.210	62
2022	Altoona	EAS	AA	PIT	1-0	2.25	4-3	0	0	0-0	12.0	10	3	3	0	3	5-0	5	1.25	.233	43
	<b>Triple-A Totals</b>				<b>3-8</b>	<b>6.03</b>	<b>63-2</b>	<b>0</b>	<b>0</b>	<b>0-5</b>	<b>100.0</b>	<b>137</b>	<b>81</b>	<b>67</b>	<b>20</b>	<b>1</b>	<b>30-0</b>	<b>83</b>	<b>1.67</b>	<b>.325</b>	<b>422</b>
	<b>Minor League Totals</b>				<b>21-23</b>	<b>4.09</b>	<b>121-21</b>	<b>0</b>	<b>0</b>	<b>41-52</b>	<b>361.0</b>	<b>363</b>	<b>192</b>	<b>164</b>	<b>41</b>	<b>15</b>	<b>132-5</b>	<b>306</b>	<b>1.37</b>	<b>.262</b>	<b>1386</b>



# KENT EMANUEL

LHP

**Born:** 6/4/92 in Woodstock, Ga.  
**MLB Debut:** 4/24/21 (HOU) vs. LAA  
**Height/Weight:** 6-4/225  
**Twitter:** @KentEmanuel

**Opening Day Age:** 30  
**ML Service:** 1.107  
**Bats/Throws:** L/L  
**Instagram:** @kentemmanuel

**Acquired:** Signed by PIT as a minor league free agent on 2/10/23  
**2023 Baseball America Ranking (PIT):** N/A  
**2023 MLB Pipeline Ranking (PIT):** N/A

## BA PROSPECT RANKINGS

MLB:  
 Org: HOU – #26 ('15), #24 ('14)  
 Tools:

## AWARDS & HONORS

PCL Pitcher of the Week (9/3/19)

## TRANSACTIONS

- Selected by PIT (19th round, 567th overall) in the 2010 First-Year Player Draft but did not sign.
- Selected by HOU (3rd round, 74th overall) in the 2013 First-Year Player Draft.
- Had his contract first selected by HOU on **Nov. 4, 2019**.
- Claimed off waivers by PHI from HOU on **Nov. 19, 2021**.
- Elected free agency on **Nov. 10, 2022**.
- Signed by PIT as a minor league free agent on **Feb. 10, 2023**.

## CAREER SUMMARY

### 2022

- Began the season on Philadelphia's 60-day injured list with left elbow impingement and made his organization debut on 6/9 on a rehab assignment with Single-A Clearwater.
- Battled injuries throughout the season, landing on the IL two more times after being activated and optioned to Triple-A Lehigh Valley on 7/8.
- Made 10 starts with Lehigh Valley and went 2-2 with a 2.37 ERA (13er/49.1ip) and 1.07 WHIP.
- Struck out a career-high tying eight batters across 7.0 shutout innings on 8/11 vs. Charlotte; matched that innings mark with another scoreless appearance two starts later on 8/25 vs. Gwinnett.

### 2021

- Recalled from the Astros Alternate Training Site on 4/23 and made his major league debut the next day vs. Los Angeles (AL).
- Entered the game with one out in the first inning following an injury and tossed a career-high 8.2 innings with two runs and five strikeouts to earn the win in his debut; gave up both of his runs in the first three innings.
- Struck out Justin Upton swinging to end the third inning for his first MLB strikeout.
- Became the first pitcher since John Montefusco in 1974 to pitch eight-plus innings in relief and get the win in his MLB debut.
- Also became the first reliever to throw 8.2 innings since the Yankees' Neil Allen on 5/31/88.
- Was the longest relief outing by an Astros pitcher since Mike Cosgrove (8.2ip) on 6/18/74.
- Appeared in 10 total games with Houston and went 1-0 with a 2.55 ERA (5er/17.2ip) and 0.91 WHIP.
- Placed on the 10-day injured list with left elbow soreness on 5/28 and was transferred to the 60-day IL on 6/23; did not appear in a game for the remainder of the season.

### 2020

- Suspended 80 games by the office of MLB commissioner Rob Manfred on 8/6 for violating the league's drug prevention and treatment plan.

### 2019

- Spent the entire season with Triple-A Round Rock and registered a 2.49 ERA (12er/43.1ip) in seven starts vs. a 4.94 ERA (32er/58.1ip) in 21 relief appearances.
- Won a career-high six consecutive decisions across 18 games (five starts) from 5/13-8/15 with a 3.48 ERA (26er/67.1ip).
- Allowed just one hit across 8.0 scoreless innings on 8/27 vs. San Antonio to be named the Pacific Coast League Pitcher of the Week on 9/3.

### 2018

- Spent the entire season with Triple-A Fresno and went 5-4 with a 5.59 ERA (52er/83.2ip) and 86 strikeouts in 31 games (10 starts).
- Exited a pair of starts of at least 5.0 innings with just one hit allowed, on 4/15 vs. Reno (6.0ip) and 8/6 at Memphis (5.0ip).
- Struck out a career-high tying eight batters across 6.0 scoreless innings on 8/13 vs. Las Vegas; was his second consecutive scoreless start.

### 2017

- Split the season between Double-A Corpus Christi and Fresno, going 6-7 with a 5.72 ERA (74er/116.1ip) and 91 strikeouts in 25 games (19 starts).
- Surrendered a career-high tying 11 hits twice, on 8/1 at Omaha and 9/3 at Salt Lake.

### 2016

- Returned to game action on 5/27, less than one year after having Tommy John surgery, and went 6-4 with a 5.23 ERA (48er/82.2ip) in 17 games (16 starts) with Corpus Christi.
- Tossed 4.0 innings in relief to earn the save on 6/2 at Arkansas.
- Threw a season-high 7.0 scoreless innings on 7/18 at Midland.
- Earned the win with his first career-high eight-strikeout performance on 9/4 at San Antonio.

### 2015

- Made four appearances with Corpus Christi prior to being placed on the 7-day injured list on 4/29.
- Underwent Tommy John surgery on 6/3 and was sidelined for the remainder of the season.

### 2014-13

- Split the 2014 season between Single-A Quad Cities and High-A Lancaster, going 9-7 with a 4.21 ERA (58er/124.0ip) in 27 games (18 starts).
- Earned his first professional win on 5/10/14 at High Desert.
- Tossed 2.0 shutout innings in his professional debut on 8/3/13 at GCL Phillies.

## PERSONAL

- Kent Jeffrey Emanuel.

## SINGLE-GAME HIGHS/MISCELLANEOUS

Complete Games	Winning Streak	Hits Allowed	Strikeouts
N/A	6, 5/13-8/15/19 (AAA)	11 (3x), MR: 9/3/17 @ Salt Lake (AAA)	8 (3x), MR: 8/11/22 vs. Charlotte (AAA)
Shutouts	Losing Streak	Earned Runs Allowed	10+ Strikeout Games
N/A	2 (7x), MR: 8/19-9/2/18 (AAA)	9, 6/25/14 vs. Stockton (A+)	N/A
Innings (Start)	Innings (Relief)	Home Runs Allowed	Walks
8.0 (2x), MR: 8/27/19 vs. San Antonio (AAA)	8.2, 4/24/21 vs. Los Angeles (AL)	3 (4x), MR: 4/24/19 vs. New Orleans (AAA)	6, 7/20/17 @ Las Vegas (AAA)

## CAREER PITCHING STATS

YEAR	TEAM	LG	LVL	ORG	W-L	ERA	6-GS	CG	SHO	SV-SVO	IP	H	R	ER	HR	HB	BB-IBB	SO	WHIP	AVG	AB
2013	GCL Astros	GCL	R	HOU	0-0	0.00	4-4	0	0	0-0	9.0	6	0	0	0	0	2-0	8	0.89	1.88	32
2014	Quad Cities	MID	A	HOU	0-2	2.45	6-4	0	0	0-0	22.0	20	12	6	3	0	4-0	17	1.09	241	83
2014	Lancaster	CAL	A+	HOU	9-5	4.59	21-14	0	0	2-2	102.0	111	55	52	12	4	19-1	76	1.27	278	399
2015	Corpus Christi	TEX	AA	HOU	1-1	3.68	4-2	0	0	0-0	14.2	21	8	6	1	0	5-0	5	1.77	350	60
2015	Corpus Christi	TEX	AA	HOU	6-4	5.23	17-16	0	0	1-1	82.2	97	51	48	8	1	20-0	58	1.42	292	332
2017	Corpus Christi	TEX	AA	HOU	5-5	4.60	16-11	0	0	0-0	74.1	95	42	38	7	5	17-0	63	1.51	318	299
2017	Fresno	PCL	AAA	HOU	1-2	7.71	9-8	0	0	1-1	42.0	71	39	36	7	0	20-0	28	2.17	382	186
2018	Fresno	PCL	AAA	HOU	5-4	5.59	31-10	0	0	1-3	83.2	107	57	52	10	2	26-1	86	1.59	308	347
2019	Round Rock	PCL	AAA	HOU	8-2	3.90	28-7	0	0	1-2	101.2	98	47	44	9	2	23-0	81	1.19	254	386
2020											DID NOT PLAY										
2021	HOUSTON	AL	MLB	HOU	1-0	2.55	10-0	0	0	0-0	17.2	12	5	5	4	1	4-0	13	0.91	1.90	63
2022	Clearwater	FSL	A	PHI	0-0	0.00	2-2	0	0	0-0	6.0	4	0	0	0	0	1-0	6	0.83	1.90	21
2022	Reading	EAS	AA	PHI	0-1	13.60	1-1	0	0	0-0	2.2	8	4	4	0	0	0-0	2	3.38	533	15
2022	Lehigh Valley	INT	AAA	PHI	2-2	2.37	10-10	0	0	0-0	49.1	47	16	13	4	3	6-0	44	1.07	250	188
	<b>Major League Totals</b>				<b>1-0</b>	<b>2.55</b>	<b>10-0</b>	<b>0</b>	<b>0</b>	<b>0-0</b>	<b>17.2</b>	<b>12</b>	<b>5</b>	<b>5</b>	<b>4</b>	<b>1</b>	<b>4-0</b>	<b>13</b>	<b>0.91</b>	<b>1.90</b>	<b>63</b>
	<b>Triple-A Totals</b>				<b>16-10</b>	<b>4.72</b>	<b>78-35</b>	<b>0</b>	<b>0</b>	<b>3-6</b>	<b>276.2</b>	<b>323</b>	<b>159</b>	<b>145</b>	<b>30</b>	<b>7</b>	<b>75-1</b>	<b>239</b>	<b>1.44</b>	<b>292</b>	<b>1107</b>
	<b>Minor League Totals</b>				<b>37-28</b>	<b>4.56</b>	<b>149-89</b>	<b>0</b>	<b>0</b>	<b>6-9</b>	<b>590.0</b>	<b>685</b>	<b>331</b>	<b>299</b>	<b>61</b>	<b>17</b>	<b>144-2</b>	<b>474</b>	<b>1.41</b>	<b>292</b>	<b>2348</b>



# J.C. FLOWERS

RHP

**Born:** 5/19/98 in Orange Park, Fla.  
**MLB Debut:** N/A  
**Height/Weight:** 6-1/185  
**Twitter:** @JCFlowers\_3

**Opening Day Age:** 24  
**ML Service:** 0.000  
**Bats/Throws:** R/R  
**Instagram:** @jcflowers3\_

**Acquired:** Selected by PIT in 4th round (124th overall) of the 2019 First-Year Player Draft  
**2023 Baseball America Ranking (PIT):** N/A  
**2023 MLB Pipeline Ranking (PIT):** N/A

## AWARDS & HONORS

A-SE Pitcher of the Week (5/10/21)

## TRANSACTIONS

- Selected by CIN (18th round, 528th overall) in the 2016 First-Year Player Draft, but did not sign.
- Selected by PIT (4th round, 124th overall) in the 2019 First-Year Player Draft.

## CAREER SUMMARY

### 2022

- Spent the entire season with Double-A Altoona and went 7-6 with a 2.88 ERA (22er/68.2ip), 62 strikeouts and three saves in 33 appearances (two starts).
- Did not allow an earned run over four consecutive appearances (10.0 innings) from 7/8 (2)-24; allowed just two hits with nine strikeouts over that stretch.
- Won a career-high three consecutive decisions over nine appearances from 7/8 (2)-8/17 with a 1.19 ERA (3er/22.2ip), four walks to 25 strikeouts, a 0.66 WHIP and .145 average against during that stretch.
- Registered his best month of the season in August, going 1-1 with a 2.31 ERA (3er/11.2ip), 15 strikeouts and 0.77 WHIP.
- Went 5-0 with a 2.16 ERA (8er/33.1ip) in 15 home games.
- Compiled a 1.78 ERA (6er/30.1ip) in 14 day games (one start).
- Placed on the 7-day injured list on 8/29 and was sidelined for the rest of the season.

### 2021

- Split the season between Single-A Bradenton and High-A Greensboro, going 5-3 with a 3.78 ERA (33er/78.2ip) and 92 strikeouts in 21 games (13 starts).
- Spent all of May with Bradenton and went 0-1 with a 2.12 ERA (4er/17.0ip) and 23 strikeouts in six games (two starts) before being promoted to Greensboro on 6/1.
- Earned his first professional save in his High-A debut on 6/5 vs. Winston-Salem, tossing 4.0 scoreless innings with as many strikeouts.
- Tossed 5.0 scoreless innings on 6/20 at Winston-Salem to earn his first professional win.
- Set a new career high with 6.0 innings pitched to earn the win on 7/4 at Bowling Green; matched that mark with another win in 6.0 scoreless frames on 7/24 at Greenville.
- Recorded a career-high eight strikeouts of 13 total batters faced in 3.2 innings on 8/28 at Asheville.
- Went 4-0 with a 2.34 ERA (9er/34.2ip) and 35 strikeouts on the road in the High-A East; went 1-2 with a 6.67 ERA (20er/27.0ip) and 34 strikeouts at home.

### 2019

- Spent the entire season with Short-Season A West Virginia and went 0-2 with a 4.30 ERA (14er/29.1ip) in nine games (eight starts).
- Made his professional debut with a start on 7/12 (1) vs. Aberdeen and allowed one hit over 1.0 inning.
- Allowed just one run over his first 6.0 innings (three appearances) with seven strikeouts.
- Surrendered multiple runs in four of five starts in August.

## PERSONAL

- John Carson Flowers III.
- Went 0-0 with 13 saves, a 1.69 ERA (5er/26.2ip) and 25 strikeouts in 23 appearances (one start) as a junior in 2019 with Florida State (Tallahassee) University.
- Also hit .266 (62-for-233) with 11 doubles, two triples, 13 home runs and 53 RBI in 64 games in 2019.
- Was named a first-team All-ACC selection as a relief pitcher in 2019.
- Was also named a third-team All-ACC outfielder and to the All-ACC Tournament team as an outfielder in 2019.
- Was a 2017 ACC All-Freshman team selection.

## SINGLE-GAME HIGHS/MISCELLANEOUS

### Complete Games

N/A

### Winning Streak

3 (2x), MR: 7/8 (2)-8/17/22 (AA)

### Hits Allowed

9, 8/7/21 vs. Hickory (A+)

### Strikeouts

8, 8/28/21 @ Asheville (A+)

### Shutouts

N/A

### Losing Streak

2, 8/26-9/1/19 (A-)

### Earned Runs Allowed

6 (2x), MR: 8/7/21 vs. Hickory (A+)

### 10+ Strikeout Games

N/A

### Innings (Start)

6.0 (2x), MR: 7/24/21 @ Greenville (A+)

### Innings (Relief)

4.1, 7/12/22 vs. Richmond (AA)

### Home Runs Allowed

2, 7/11/21 vs. Asheville (A+)

### Walks

4 (2x), MR: 4/26/22 @ Akron (AA)

## CAREER PITCHING STATS

YEAR	TEAM	LG	LVL	ORG	W-L	ERA	G-6S	CG	SHO	SV-SVO	IP	H	R	ER	HR	HB	BB-IBB	SO	WHIP	AVG	AB
2019	WV Black Bears	NYP	A-	PIT	0-2	4.30	9-8	0	0	0-0	29.1	33	18	14	5	2	11-0	24	1.50	.282	117
2020																					
2021	Bradenton	SE	A	PIT	0-1	2.12	6-2	0	0	0-0	17.0	11	4	4	1	0	3-0	23	0.82	.183	60
2021	Greensboro	E	A+	PIT	5-2	4.23	15-11	0	0	1-1	61.2	64	36	29	6	2	22-0	69	1.39	.266	241
2022	Altoona	EAS	AA	PIT	7-6	2.88	33-2	0	0	3-5	68.2	57	26	22	6	5	24-1	62	1.18	.227	251
	<b>Minor League Totals</b>				<b>12-11</b>	<b>3.52</b>	<b>63-23</b>	<b>0</b>	<b>0</b>	<b>4-6</b>	<b>176.2</b>	<b>165</b>	<b>84</b>	<b>69</b>	<b>18</b>	<b>9</b>	<b>60-1</b>	<b>178</b>	<b>1.27</b>	<b>.247</b>	<b>669</b>

OF

## MATT FRAIZER

Born: 1/12/98 in Fresno, Calif.

MLB Debut: N/A

Height/Weight: 6-2/215

Twitter: N/A

Opening Day Age: 25

ML Service: 0.000


Bats/Throws: L/R

Instagram: @mattraizer3

Acquired: Selected by PIT in 3rd round (95th overall) of the 2019 First-Year Player Draft

2023 Baseball America Ranking (PIT): N/A

2023 MLB Pipeline Ranking (PIT): No. 23



## BA PROSPECT RANKINGS

MLB:  
Org: PIT – #12 ('22)  
Tools:

## TRANSACTIONS

- Selected by OAK (38th round, 1132nd overall) in the 2016 First-Year Player Draft but did not sign.
- Selected by PIT (3rd round, 95th overall) in the 2019 First-Year Player Draft.

## AWARDS &amp; HONORS

PIT MLB Player of the Year (2021)

MiLB.com Organization All-Star (2021)

A+E Most Valuable Player (2021)

A+E All-Star (Post, 2021)

## CAREER SUMMARY

## 2022

- Spent the entire season with Double-A Altoona and hit .219 (96-for-439) with 18 doubles, seven triples and six home runs in 116 games.
- Led Altoona and tied for second with Tsung-Che Cheng (behind Travis Swaggerty, 8) among all Pirates farmhands in triples.
- Went 3-for-5 with two runs, a home run and season-high four RBI on 5/20 vs. Richmond.
- Hit safely in 20 of 24 July games with a .282 batting average (24-for-85) and eight extra-base hits for his best month of the season.
- Reached base safely in 13 consecutive games from 7/3-17 with a .348 batting average (16-for-46), a 1.00 strikeout-to-walk ratio, .412 on-base percentage and .955 OPS.
- Stole 18 bases in 19 attempts.
- Did not commit an error over 975.2 innings across all three outfield positions (259 total chances); also tallied nine assists and four double plays.
- Spent the majority of his time (577.1 innings) in center field and was the only Eastern League fielder to record a perfect fielding percentage with over 460.0 innings logged at any position.

## 2021

- Began the season with High-A Greensboro and hit .314 (95-for-303) with 20 home runs, 50 RBI, a .401 on-base percentage and .979 OPS in 75 games.
- Ended the season as the High-A East leader in batting average, on-base percentage, slugging percentage (.578) and OPS.
- Launched his first professional home run, a two-run shot, on 5/14 vs. Rome.
- Went on a career-high 16-game hitting streak from 5/30-6/18 with a .391 batting average (27-for-69), six home runs, 12 RBI and 1.173 OPS.
- Hit a pair of home runs on both 6/3 vs. Winston-Salem and 7/6 vs. Asheville for his first two career multi-homer games.
- Recorded seven consecutive multi-hit games from 6/30-7/7 with nine extra-base hits and 11 RBI.
- Launched his first career grand slam, a tiebreaking shot in the seventh inning, as one of a career-high four hits with five RBI on 7/22 at Greenville.
- Hit .667 (4-for-6) with the bases loaded, .354 (40-for-113) with runners on base and .317 (20-for-63) with runners in scoring position.
- Promoted to Altoona on 8/5 and hit .288 (38-for-132) with three home runs, 18 RBI and an .848 slugging percentage in 37 games through the end of the season.
- Recorded four consecutive multi-hit games with five extra-base hits and three RBI from 8/6 (2)-10, beginning with his second career Double-A game.
- Hit .321 (27-for-84) with 12 extra-base hits, 12 RBI and a .907 OPS with Altoona in the month of August.
- Led Pirates minor leaguers with a .306 batting average, 133 hits, 240 total bases and 84 runs between Greensboro and Altoona; also ranked in triples (2nd, 6), walks (2nd, 56), extra-base hits (2nd, 55), home runs (2nd, 23), doubles (3rd, 26), slugging percentage (3rd, .552), OPS (3rd, .940), on-base percentage (5th, .388), and RBI (6th, 6th).
- Played the majority of his innings in center field (519.0), also saw time in left field with Greensboro (317.0), right field (34.0) and appeared as a DH for 11 games.
- Registered a .993 fielding percentage in center field with just one error in 140 total chances; had a .968 fielding percentage in left field with Greensboro (two errors, 63 total chances).

## 2019

- Spent the entire season with Short-Season A West Virginia and hit .221 (34-for-154) in 43 games.
- Made his professional debut on 6/26 at Batavia and recorded his first professional hit two days later at Williamsport.
- Hit safely in seven consecutive games from 8/22-29 with a .345 batting average (10-for-29), three runs, one extra-base hit and four RBI.
- Hit .359 (14-for-39) with an .855 OPS in 12 games while in the sixth spot of the lineup.

## PERSONAL


- Matthew Teran Fraizer.
- Hit .412 (35-for-85) with six doubles, two triples, one home run and 28 RBI in 19 games as a junior in 2019 at the University of Arizona (Tucson).
- Became the ninth player ever drafted by the Pirates out of the University of Arizona and the first since Michael Flynn in 2018; also marked the fifth time in the last six years the Pirates drafted a player from the University of Arizona.
- Hit .300 with three home runs and 60 RBI in 106 games during his three-year career as a Wildcat.
- Is a 2016 graduate of Clovis North (Calif.) High School.
- His father, Terance, was selected by Oakland in the 24th round of the 1992 First-Year Player Draft.

## SINGLE-GAME HIGHS/MISCELLANEOUS

Hits	Home Runs	Grand Slams	Runs	Walks
4, 7/22/21 @ Greenville (A+)	2 (2x), MR: 7/6/21 vs. Asheville (A+)	1, 7/22/21 @ Greenville (A+)	3 (4x), MR: 5/22/22 vs. Richmond (AA)	3, 9/5/21 @ Akron (AA)
Hit Streak	RBI	Multi-homer Games	Stolen Bases	Strikeouts
16, 5/30-6/18/21 (A+)	5, 7/22/21 @ Greenville (A+)	2, MR: 7/6/21 vs. Asheville (A+)	2 (2x), MR: 5/14/22 vs. Somerset (AA)	4 (3x), MR: 9/19/21 @ Bowie (AA)

## CAREER BATTING STATS

YEAR	TEAM	LG	LVL	ORG	AVG	G	AB	R	H	2B	3B	BBI	BB	IBB	SO	CS	SB	OBP	SLG	OPS	HBP	SAC	SF	GIDP	
2019	WV Black Bears	NYP	A-	PIT	.221	43	154	20	34	5	1	0	15	14	1	38	5	3	.287	.266	.553	1	0	2	1
2020																									
2021	Greensboro	E	A+	PIT	.314	75	303	64	95	14	3	20	50	43	1	74	14	6	.401	.578	.979	2	0	1	2
2021	Altoona	NE	AA	PIT	.288	37	132	20	38	12	3	3	18	13	0	34	1	2	.356	.492	.848	2	0	2	3
2022	Altoona	EAS	AA	PIT	.219	116	439	56	96	18	7	6	44	35	1	114	18	1	.284	.333	.617	5	1	0	5
	Minor League Totals				.256	271	1028	160	263	49	14	29	127	105	3	260	38	12	.329	.415	.744	10	1	5	11



# NICK GONZALES

INF

**Born:** 5/27/99 in Vail, Ariz.  
**MLB Debut:** N/A  
**Height/Weight:** 5-9/190  
**Twitter:** @Nick\_Gonzales13

**Opening Day Age:** 23  
**ML Service:** 0.000  
**Bats/Throws:** R/R  
**Instagram:** @nickgonzales\_21

**Acquired:** Selected by PIT in 1st round (7th overall) of the 2020 First-Year Player Draft  
**2023 Baseball America Ranking (PIT):** No. 8  
**2023 MLB Pipeline Ranking (PIT / 2B):** No. 5 / No. 8

## BA PROSPECT RANKINGS

MLB: #49 ('22), #51 ('21)  
 Org: PIT - #8 ('23), #3 ('22), #3 ('21)  
 Tools: PIT - Best Hitter for Average (2021-22)

## TRANSACTIONS

Selected by PIT (1st round, 7th overall) in the 2020 First-Year Player Draft.

## AWARDS & HONORS

AFL Rising Star (2021-22) A+E All-Star (Post, 2021) A+E Player of the Month (8/2021)  
 MiLB.com Organization All-Star (2021-22) A+E Player of the Week (9/6/21)

## CAREER SUMMARY

### 2022

- Split the season between Double-A Altoona and a rehab assignment with Single-A Bradenton and FCL Pirates, hitting .264 (71-for-269) with 21 doubles, two triples, seven home runs and an .817 OPS in 74 total games between levels.
- Began the campaign on Altoona's Opening Day roster and hit .263 (68-for-259) in 71 games.
- Hit safely in a career-high eight consecutive games from 5/11-20 with a .467 batting average (14-for-30), .514 on-base percentage and .767 slugging percentage.
- Placed on the 7-day injured list on 6/1 after tearing the plantar fascia in his right heel and was transferred to the 60-day IL on 6/21.
- Went 3-for-7 with a double, triple and three RBI over a pair of rehab games with FCL Pirates; reinstated on 8/12.
- Recorded a career-high tying four hits, three of which were doubles, on 8/17 vs. Harrisburg.
- Hit .302 (16-for-53) with nine extra-base hits and 13 runs in 14 September games for his best month of the season.
- Registered a .328 average (43-for-131) and .975 OPS in 35 home games with Altoona compared to a .195 average (25-for-128) and .645 OPS in 36 road games.
- Hit .321 (17-for-53) vs. left-handed pitchers.

### 2021

- Spent the entire season with High-A Greensboro and hit .302 (98-for-324) with 23 doubles, 18 home runs and a .950 OPS in 80 games.
- Made his professional debut on 5/4 and hit safely in his first four games, going 7-for-15 with four runs and four extra-base hits.
- Launched his first professional home run on 5/5 vs. Hickory.
- Was placed on the 7-day IL on 5/21 after hitting .294 (15-for-51) in his first 13 games; reinstated on 6/26.
- Recorded his first career-high four-hit game on 7/18 at Rome.
- Logged four consecutive two-hit games during a five-game hitting streak from 7/27-8/1.
- Hit safely in 17 of 19 games from 8/7-31 with a .402 batting average (35-for-87), .828 slugging percentage and 1.275 OPS.
- Went 3-for-3 with two home runs for his first career multi-home run game on 8/8 vs. Hickory; his second home run marked his first career grand slam, and he finished the game with five RBI.
- Launched a career-high three home runs, one of which was a grand slam, with a career-high eight RBI on 8/29 at Asheville.
- Hit a walk-off grand slam in his next game as part of a two-homer, seven-RBI performance on 8/31 vs. Hudson Valley and was named the High-A East Player of the Week on 9/6.
- Went 12-for-27 with nine extra-base hits and 18 RBI in five games from 8/27-9/2 (1).
- Earned High-A East Player of the Month honors for August after leading all league leaders in home runs (10), slugging percentage (.757), hits (39), extra-base hits (21), total bases (81, 15 more than anyone else) and runs (24) in the month.
- Hit .320 (49-for-153) with a 1.010 OPS against relief pitchers.
- Finished the season ranked among High-A East leaders in on-base percentage (2nd, .385), slugging percentage (2nd, .565), OPS (2nd), batting average (3rd), extra-base hits (5th, 45), doubles (7th), total bases (9th, 183) and hits (T-9th, 98).

### PERSONAL

- Nicholas Joseph Gonzales.
- Was listed as the No. 5 overall draft prospect by both MLB Pipeline and *Baseball America* before the Pirates selected him seventh overall out of New Mexico State (Las Cruces) University.
- Was rated by *Baseball America* as the third-best hitter and as having the fourth-best "Strike Zone Judgement" among college position players in the 2020 draft.
- Was named the Collegiate Baseball Newspaper National Player of the Year for 2020 and a first-team All-American by Collegiate Baseball after hitting .448 (26-for-58) with three doubles, one triple, 12 home runs and 36 RBI in 16 games for New Mexico State.
- Became the highest draft pick in New Mexico State history, surpassing infielder Joey Ortiz's fourth round selection (108th overall) in 2019 by Baltimore.
- Became the 66th New Mexico State player to be selected in the draft and the 13th since 2010.
- Owled a nation-best on-base streak of 82 consecutive games at the time the 2020 season was suspended.
- Ranked first in the NCAA in 2020 in home runs (12), runs (28), RBI (36) and total bases (67).
- Led the nation in batting average (.432) while being named an All-American by six different publications in 2019 (D1Baseball, *Baseball America*, National Collegiate Baseball Writers Association, Perfect Game, Collegiate Baseball Newspaper and ABCA/Rawlings).
- Was a 2019 semifinalist for the Golden Spikes Award (nation's best amateur player) while being ranked as the top second baseman in the country by D1Baseball.
- Was a 2019 finalist for the Bobby Bragan Collegiate Sluggo Award (best hitter in college baseball).
- Hit .432 in 2019, the fifth-best single-season mark in New Mexico State history; also scored the fifth-most runs (80) in a single season in school history.
- Was named the MVP of the Cape Cod League in 2019 after hitting .351 (54-for-154) with 14 doubles, four triples, seven home runs and 33 RBI in 42 games.
- Was named the Western Athletic Conference Freshman of the Year in 2018 and an All-WAC first-team selection while leading New Mexico State with a .347 average that season (became the first player to earn WAC Freshman of the Year honors at New Mexico State since the school joined the conference).
- Led New Mexico State and the WAC with a .596 slugging percentage while being recognized as a Collegiate Baseball Freshman All-American in 2018.
- Began his college career as a walk-on.

## SINGLE-GAME HIGHS/MISCELLANEOUS

Hits	Home Runs	Grand Slams	Runs	Walks
4 (5x), MR: 8/17/22 vs. Harrisburg (AA)	3, 8/29/21 @ Asheville (A+)	3, MR: 8/31/21 vs. Hudson Valley (A+)	4, 8/29/21 @ Asheville (A+)	3 (3x), MR: 8/23/22 @ Bowie (AA)
Hit Streak	RBI	Multi-homer Games	Stolen Bases	Strikeouts
8, 5/11-20/22 (AA)	8, 8/29/21 @ Asheville (A+)	3, MR: 8/31/21 vs. Hudson Valley (A+)	2, 4/21/22 (1) vs. New Hampshire (AA)	4, 7/14/21 @ Rome (A+)

## CAREER BATTING STATS

YEAR	TEAM	LG	LVL	ORG	AVG	G	AB	R	H	2B	3B	HR	RBI	BB	IBB	SO	SB	CS	OBP	SLG	OPS	HBP	SAC	SF	GI DP							
2020					DID NOT PLAY - PITTSBURGH'S ALTERNATE TRAINING SITE																											
2021	Greensboro	E	A+	PIT	.302	80	324	53	98	23	4	18	54	40	1	101	7	2	.385	.565	.950	4	0	1	2							
2022	Altoona	EAS	AA	PIT	.263	71	259	47	68	20	1	7	33	43	0	90	5	3	.383	.429	.812	10	0	4	3							
2022	Bradenton	FSL	A	PIT	.000	1	3	0	0	0	0	0	1	1	0	2	0	0	.250	.000	.250	0	0	0	0							
2022	FCL Pirates	FCL	R	PIT	.429	2	7	1	3	1	1	0	3	0	0	1	1	0	.429	.857	1.286	0	0	0	0							
	<b>Minor League Totals</b>				<b>.285</b>	<b>154</b>	<b>593</b>	<b>101</b>	<b>169</b>	<b>44</b>	<b>6</b>	<b>25</b>	<b>91</b>	<b>84</b>	<b>1</b>	<b>194</b>	<b>13</b>	<b>5</b>	<b>.384</b>	<b>.506</b>	<b>.890</b>	<b>14</b>	<b>0</b>	<b>5</b>	<b>5</b>							





# MATT GORSKI

OF

**Born:** 12/22/97 in Fishers, Ind.  
**MLB Debut:** N/A  
**Height/Weight:** 6-2/220  
**Twitter:** N/A

**Opening Day Age:** 25  
**ML Service:** 0.000  
**Bats/Throws:** R/R  
**Instagram:** @matthew\_gorski7

**Acquired:** Selected by PIT in 2nd round (57th overall) of the 2019 First-Year Player Draft  
**2023 Baseball America Ranking (PIT / Tools):** No. 16 / Best Power Hitter, Best Outfield Arm  
**2023 MLB Pipeline Ranking (PIT):** No. 17

## BA PROSPECT RANKINGS

**MLB:**  
**Org:** PIT – #16 ('23)  
**Tools:** PIT – **Best Outfield Arm** ('23), **Best Power Hitter** ('23)

## TRANSACTIONS

Selected by PIT (2nd round, 57th overall) in the 2019 First-Year Player Draft.

## AWARDS & HONORS

PIT MLB Slugger of the Year (2022)    MiLB.com Organization All-Star (2022)    SAL Player of the Month (5/2022)    SAL Player of the Week (5/23/22)

## CAREER SUMMARY

### 2022

- Began the season with High-A Greensboro and hit .294 (37-for-126) with 17 home runs in just 37 games.
- Homered in three consecutive games from 5/1-4; also drove in a career-high four RBI on 5/4 vs. Asheville.
- Hit six home runs in four games from 5/15-19 and nine home runs in seven games from 5/15-22, compiled a staggering 1.393 slugging percentage and 1.807 OPS in that seven-game stretch.
- Recorded all three of his career multi-homer games in a five-game span, hitting a pair of home runs on both 5/18 and 5/19 with a career-high three-homer game on 5/22, all vs. Bowling Green, named the South Atlantic Player of the Week on 5/23.
- Homered 12 times in just 18 May games with Greensboro to be named the SAL Player of the Month.
- Promoted to Altoona on 5/24 and hit a three-run homer in his debut the same day at Harrisburg.
- Went 3-for-4 with a double and home run for his fourth career-high four RBI performance of the season on 6/17 vs. Erie.
- Placed on the 7-day injured list on 6/30 with a quad injury after sliding into third base on a triple the day before and was transferred to the 60-day IL on 7/6.
- Tied for the minor league lead and second in all of professional baseball with 23 home runs at the time of his injury; also ranked second among minor leaguers in slugging percentage (.664) and tied for seventh in OPS (1.039) and total bases (156).
- Homered in the first game of his rehab assignment with Single-A Bradenton on 8/30 vs. Fort Myers; appeared in five games with the Marauders.
- Reinstated from the injured list on 9/8.
- Promoted to Indianapolis on 9/20 and made his Triple-A debut that night; went 1-for-2 but exited the game early after re-injuring his quad and was sidelined for the remainder of the season.
- Finished the season ranked among Pirates farmhands in home runs (3rd, 24), RBI (6th, 66), extra-base hits (6th, 39) and runs (T-9th, 62).

### 2021

- Spent the entire season with Greensboro and hit .223 (80-for-358) with 18 doubles, 17 home runs and 56 RBI in 95 games.
- Swiped a career-high two bases four times in the season, the first on 5/6 vs. Hickory.
- Hit safely in a career-high 10 consecutive games from 7/27-8/18 with a .382 batting average (13-for-34), .735 slugging percentage and 1.182 OPS.
- Logged a career-high five hits on 9/7 at Jersey Shore; went 5-for-6 with three runs, a home run and two RBI.
- Compiled a .293 batting average (46-for-157), 12 doubles, eight home runs and 47 RBI with runners on base.
- Ranked among Pirates farmhands in home runs (T-6th), stolen bases (8th, 18) and runs (T-9th, 62).

### 2019

- Spent the entire season with Short-Season A West Virginia and hit .223 (40-for-179) with nine doubles, two triples, three home runs and 11 stolen bases in 49 games.
- Made his professional debut on 6/21 and went 0-for-3 with a run, walk, RBI and stolen base.
- Launched his first professional home run, a three-run shot, on 7/9 vs. Auburn.
- Reached base safely in 14 consecutive games from 7/28-8/15 with a .255 batting average (13-for-51), 10 runs, 10 walks and seven stolen bases.

## PERSONAL

- Matthew Thomas Gorski.
- Hit .271 (61-for-225) with 13 doubles, one triple, 12 home runs and 46 RBI in 55 games as a junior at Indiana (Bloomington) University and was the 17th overall Hoosier to be picked in the top five rounds.
- Was the highest Indiana University draft pick since Kyle Schwarber was selected fourth overall in 2014.
- Took home second-team All-Big Ten honors in 2019.
- Was a first-team All-Big Ten selection in 2018 while leading the Hoosiers in batting average (.356), hits (79) and total bases (123).
- Was also named IU's Rookie of the Year in 2017 along with being named a Freshman All-Big Ten selection after hitting .288 with four home runs and 2022 RBI in 51 games.
- Made his Victory Field debut as a freshman at Indiana on 4/25/17 and hit a walk-off single in the bottom of the 10th inning, the first walk-off of his career.


## SINGLE-GAME HIGHS/MISCELLANEOUS

<b>Hits</b> 5, 9/7/21 @ Jersey Shore (A+)	<b>Home Runs</b> 3, 5/22/22 vs. Bowling Green (A+)	<b>Grand Slams</b> N/A	<b>Runs</b> 3 (4x), MR: 6/17/22 vs. Erie (AA)	<b>Walks</b> 3 (2x), MR: 5/6/22 vs. Asheville (A+)
<b>Hit Streak</b> 10, 7/27-8/18/21 (A+)	<b>RBI</b> 4 (4x), MR: 6/17/22 vs. Erie (AA)	<b>Multi-homer Games</b> 3, MR: 5/22/22 vs. Bowling Green (A+)	<b>Stolen Bases</b> 2 (7x), MR: 4/29/22 @ Rome (A+)	<b>Strikeouts</b> 4 (2x), MR: 6/3/21 vs. Winston-Salem (A+)

## CAREER BATTING STATS

YEAR	TEAM	LG	LVL	ORG	AVG	G	AB	R	H	2B	3B	HR	RBI	BB	IBB	SO	SB	CS	OBP	SLG	OPS	HBP	SAC	SF	GI/DP								
2019	WW Black Bears	NYP	A-	PIT	.223	49	179	32	40	9	2	3	22	19	0	48	11	3	.297	.346	.643	1	0	3	2								
2020					DID NOT PLAY																												
2021	Greensboro	E	A+	PIT	.223	95	358	62	80	18	0	17	56	34	0	125	18	1	.294	.416	.710	4	0	5	3								
2022	Greensboro	SAL	A+	PIT	.294	37	126	34	37	3	2	17	37	17	0	39	9	1	.377	.754	1.131	1	0	2	4								
2022	Altoona	SAS	AA	PIT	.277	38	141	27	39	8	2	6	28	15	0	47	10	2	.354	.489	.843	2	0	0	2								
2022	Bradenton	FSL	A	PIT	.176	5	17	1	3	0	0	1	1	0	0	6	1	0	.222	.353	.575	0	0	0	0								
2022	Indianapolis	INT	AAA	PIT	.500	1	2	0	1	0	0	0	0	0	0	1	1	0	.500	.500	1.000	0	0	0	0								
	<b>Triple-A Totals</b>				.500	1	2	0	1	0	0	0	0	0	0	1	1	0	.500	.500	1.000	0	0	0	0								
	<b>Minor League Totals</b>				.243	225	823	156	200	38	6	44	144	86	0	266	50	7	.317	.464	.781	8	0	10	11								





# COLIN HOLDERMAN

RHP

**Born:** 10/8/95 in Bourbonnais, Ill.  
**MLB Debut:** 5/15/22 (NYM) vs. SEA  
**Height/Weight:** 6-4/230  
**Twitter:** @Colin\_Holderman

**Opening Day Age:** 27  
**ML Service:** 0.130  
**Bats/Throws:** R/R  
**Instagram:** @colinholderman

**Acquired:** Trade (NYM) on 7/22/22 in exchange for cash  
**2023 Baseball America Ranking (PIT):** N/A  
**2023 MLB Pipeline Ranking (PIT):** N/A

## BA PROSPECT RANKINGS

MLB:  
Org:  
Tools:

## TRANSACTIONS

- Selected by NYM (9th round, 280th overall) in the 2016 First-Year Player Draft.
- Had his contract first selected by NYM on **May 15, 2022**.
- Traded to PIT from NYM on **July 22, 2022** in exchange for cash.

## CAREER SUMMARY

### 2022

- Began the season with Triple-A Syracuse and went 1-0 with a 2.51 ERA (4er/14.1ip), 17 strikeouts and 0.84 WHIP in 11 games.
- Did not allow a hit in four of his first seven appearances.
- Fanned a season-high four batters in 2.0 one-run innings on 5/8 vs. Lehigh Valley.
- Had his contract first selected by New York (NL) on 5/15 and made his major league debut that night vs. Seattle; allowed two hits in a scoreless ninth inning and struck out J.P. Crawford for his first big-league punchout.
- Earned his first MLB win on 5/19 vs. St. Louis with one unearned run allowed in his lone inning of work.
- Went 3-0 with a 0.82 ERA (1er/11.0ip) and 14 strikeouts in his first nine outings with the Mets.
- Surrendered three runs while recording just one out on 6/7 at San Diego; placed on the 15-day IL on 6/11 (retro to 6/8) with right shoulder impingement.
- Returned to the major leagues on 7/4 and allowed just one hit in five appearances (6.1ip).
- Traded to Pittsburgh on 7/22 and was assigned to Indianapolis; allowed one run in 3.0 innings (three outings) before being recalled by Pittsburgh on 8/2.
- Logged 7.1 scoreless innings from 8/2-12 with just three hits allowed across his first five appearances.
- Surrendered a career-high tying five earned runs without recording an out on 8/24 vs. Atlanta; placed on the 15-day IL on 8/26 (retro to 8/25) with right shoulder soreness and was transferred to the 60-day on 9/4 for the remainder of the season.
- Held left-handed major league batters to a .195 batting average (8-for-41) and just one extra-base hit.

### 2021

- Began the season with Double-A Binghamton and went 0-2 with five earned runs allowed in 7.0 innings (two starts) before being placed on the 7-day injured list on 5/16.
- Returned to game action two months later on a rehab assignment with Single-A St. Lucie and did not allow a run in his first three of four appearances.
- Reinstated by Binghamton on 7/26 and allowed just two earned runs in 12.1 innings with 14 strikeouts through the end of August.
- Logged an 8.1-inning scoreless streak from 8/1-21 (2) with just three hits allowed and 11 strikeouts.
- Did not appear in a game after 8/29 and returned to the 7-day injured list on 9/7.

### 2019

- Began the season on the 7-day injured list while rehabbing from Tommy John surgery the year prior and earned the win in his first start since 2017 with Single-A Columbia on 5/5 vs. Lexington (5.0ip, 4h, 1r, 1er, 1bb, 3k).

- Earned wins in each of his first three starts of the season, combining for just three earned runs allowed in 15.1 innings from 5/5-15.
- Placed on the 7-day injured list on 6/14 and made a pair of rehab starts with Short-Season A Brooklyn beginning on 7/23.
- Did not allow a hit over 7.0 consecutive innings (two starts) between Brooklyn and Columbia from 7/28-8/2.
- Promoted to High-A St. Lucie on 8/29 and spun a career-high 6.1 scoreless innings that night to earn the win in his final start of the season at Daytona Beach.

### 2018

- Underwent Tommy John surgery in April and was sidelined for the remainder of the season.

### 2017

- Began the season with Columbia and went 1-2 with a 4.60 ERA (8er/15.2ip) in four starts in April.
- Fanned a career-high 11 batters over 6.0 one-hit innings in his season debut on 4/10 vs. Hickory.
- Placed on the 7-day injured list on 4/29.
- Began a rehab assignment with GCL Mets on 7/26; made three appearances (two starts) between GCL Mets and Brooklyn before being reinstated by Columbia on 8/10.
- Made three starts with Columbia in August before returning to the injured list on 8/22 for the remainder of the season.

### 2016

- Spent the entire season with Rookie-Advanced Kingsport and went 1-0 with a 3.86 ERA (8er/18.2ip) in 13 games.
- Made his professional debut on 6/23 vs. Elizabethton and allowed one hit with one strikeout in 0.2 innings.
- Shut down Pulaski on 6/28 (1) with 1.0 hitless inning to earn his first professional save.
- Did not allow an earned run over his first 4.2 innings (five appearances).
- Earned his first professional win on 7/16 at Burlington with one run allowed in 2.0 innings.

## PERSONAL

- Colin Scott Holderman, wife's name is Casey.
- Graduated from Bradley-Bourbonais Community (Bradley, Ill.) High School before attending Southern Illinois (Carbondale) University, the same program that produced Pirates manager Derek Shelton.
- His older sister, Taylor, was diagnosed with Angelman syndrome as a child, a genetic disorder that can lead to delayed development and intellectual disability; he is very active in causes that support children going through similar fights.
- Was a teammate of Heisman Trophy winner Tim Tebow in the Mets organization from 2016-17.

## SINGLE-GAME HIGHS/MISCELLANEOUS

Complete Games	Winning Streak	Hits Allowed	Strikeouts
N/A	4, 5/19-7/9/22 (NL)	10, 5/31/19 vs. Augusta (A)	11, 4/10/17 vs. Hickory (A)
Shutouts	Losing Streak	Earned Runs Allowed	10+ Strikeout Games
N/A	3, 4/22-8/10/17 (A)	5 (2x), MR: 8/4/22 vs. Atlanta (NL)	1, 4/10/17 vs. Hickory (A)
Innings (Start)	Innings (Relief)	Home Runs Allowed	Walks
6.1, 8/29/19 @ Daytona Beach (A+)	4.2, 6/6/19 @ Hickory (A)	2 (2x), MR: 8/8/19 vs. Greenville (A)	3 (8x), MR: 6/7/22 @ San Diego (NL)

## CAREER PITCHING STATS

YEAR	TEAM	LG	LVL	ORG	W-L	ERA	G-6S	CG	SHO	SV-SVO	IP	H	R	ER	HR	HB	BB-IBB	SO	WHIP	AVG	AB	
2016	Kingsport	APP	R+	NYM	1-0	3.86	13-0	0	0	3-4	18.2	17	10	8	1	0	11	0	13	1.50	236	72
2017	Columbia	SAL	A	NYM	2-3	4.94	7-7	0	0	0-0	31.0	24	20	17	2	5	11	0	25	1.13	209	115
2017	GCL Mets	GCL	R	NYM	0-0	0.00	1-0	0	0	0-0	1.0	0	0	0	0	0	2	0	0	2.00	0.00	2
2017	Brooklyn	NYP	A-	NYM	0-0	7.20	2-2	0	0	0-0	5.0	5	5	4	1	0	4	0	5	1.80	263	19
2018	Columbia	SAL	A	NYM	3-2	4.09	13-12	0	0	0-0	55.0	50	28	25	3	6	25	1	41	1.36	244	205
2019	Brooklyn	NYP	A-	NYM	0-0	1.80	3-2	0	0	0-0	3.0	2	1	1	0	0	2	0	4	0.80	133	15
2019	St. Lucie	FSL	A+	NYM	1-0	0.00	1-1	0	0	0-0	6.1	4	0	0	0	0	2	0	4	0.95	174	23
2020	Binghamton	NE	AA	NYM	0-2	3.26	11-2	0	0	4-4	19.1	13	7	7	2	0	6	0	20	0.98	191	68
2021	St. Lucie	SE	A	NYM	0-0	3.86	4-0	0	0	1-1	4.2	3	2	2	0	0	2	0	7	1.07	176	17
2022	Syracuse	INT	AAA	NYM	1-0	2.51	11-0	0	0	3-4	14.1	9	5	4	2	1	3	0	17	0.84	176	51
2022	NEW YORK	NL	MLB	NYM	4-0	2.04	15-0	0	0	0-0	17.2	11	6	4	0	0	7	0	18	1.02	186	59
2022	Indianapolis	INT	AAA	PIT	0-0	3.00	3-0	0	0	0-0	3.0	2	1	1	0	0	2	0	4	1.33	182	11
2022	PITTSBURGH	NL	MLB	PIT	1-0	6.75	9-0	0	0	0-0	10.2	9	8	8	0	4	7	1	6	1.50	237	38
	Major League Totals				5-0	3.81	24-0	0	0	0-0	28.1	20	14	12	0	4	14	1	24	1.20	206	97
	Triple-A Totals				1-0	2.60	14-0	0	0	3-4	17.1	11	6	5	2	1	5	0	21	0.92	177	62
	Minor League Totals				8-7	3.80	68-26	0	0	11-13	163.1	129	79	69	11	12	70	1	140	1.22	216	598



# MIKE JARVIS

INF

**Born:** 5/12/98 in San Diego, Calif.  
**MLB Debut:** N/A  
**Height/Weight:** 5-10/185  
**Twitter:** N/A

**Opening Day Age:** 24  
**ML Service:** 0.000  
**Bats/Throws:** R/R  
**Instagram:** @mikejarvis

**Acquired:** Selected by PIT in 6th round (163rd overall) of the 2021 First-Year Player Draft  
**2023 Baseball America Ranking (PIT):** N/A  
**2023 MLB Pipeline Ranking (PIT):** N/A

## BA PROSPECT RANKINGS

## TRANSACTIONS

MLB:  
 Org:  
 Tools:

Selected by PIT (6th round, 163rd overall) in the 2021 First-Year Player Draft.

## CAREER SUMMARY

### 2022

- Split the season between Single-A Bradenton, High-A Greensboro and Indianapolis and hit .210 (65-for-309) with 27 extra-base hits in 95 games.
- Began the season with Bradenton and hit .231 (42-for-182) in 58 games.
- Logged three consecutive two-hit games from 5/6-10; went 2-for-2 on 5/8 vs. Tampa with two runs, two RBI, two walks and three stolen bases.
- Promoted to Greensboro on 7/2 and hit .175 (7-for-40) through his first 12 games.
- Recorded a career-high tying four RBI on a double and home run on 7/4 vs. Greenville.
- Launched his first career grand slam while tying his career high in RBI again on 7/27 vs. Winston-Salem; entered the game originally as a pinch hitter in the sixth inning.
- Promoted to Indianapolis on 7/28 and scored a run after walking in his Triple-A debut at Toledo two days later.
- Went 3-for-25 in eight games with Indianapolis before being transferred back to Greensboro on 8/12.
- Hit safely in a career-high tying six consecutive games from 8/25 (1)-31 with a .364 batting average (8-for-22), .818 slugging percentage and 1.280 OPS.
- Homered in a career-high three consecutive games from 8/27-30.

### 2021

- Began the season with FCL Pirates Gold and hit .357 (15-for-42) with a 1.116 OPS in 13 games.
- Made his professional debut on 8/12 vs. FCL Twins and went 0-for-2; recorded his first hit two games later with a 2-for-4 performance at FCL Twins.
- Hit his first professional home run, a solo shot, on 9/2 (1) vs. FCL Braves.
- Recorded his first career four-RBI game with a career-high three hits on 9/7 at FCL Orioles Orange.
- Promoted to Greensboro on 9/9 and went 4-for-15 in five games through the end of the season.

## PERSONAL

- Michael Robert Jarvis.
- Hit .367 with 17 doubles, five home runs, 32 RBI and 16 stolen bases in 46 games as a redshirt senior at San Diego State in 2021.
- Was a second-team All-Mountain West Conference selection in 2021 while leading the conference in hits (79); also ranked second in runs (58) and stolen bases (16), fourth in total bases (117) and fifth in doubles (17).
- Ranked fifth among NCAA Division I players in hits per game (1.72) in 2021.
- Was a second-team All-Mountain West Conference selection in 2019 after hitting .289 with five home runs and 30 RBI while leading the team with eight stolen bases.
- His brother, Luke, played baseball at Auburn (Ala.) University and was selected by the Miami Marlins in the 25th round of the 2018 First-Year Player Draft.
- His father, Chip, played football at the University of San Diego.

## SINGLE-GAME HIGHS/MISCELLANEOUS

<b>Hits</b>	<b>Home Runs</b>	<b>Grand Slams</b>	<b>Runs</b>	<b>Walks</b>
3, 9/7/21 @ FCL Orioles O (R)	1 (13x), MR: 9/6/22 @ Bowling Green (A+)	1, 7/27/22 vs. Winston-Salem (A+)	3, 9/3/21 @ FCL Pirates B (R)	2 (3x), MR: 7/16/22 @ Brooklyn (A+)
<b>Hit Streak</b>	<b>RBI</b>	<b>Multi-homer Games</b>	<b>Stolen Bases</b>	<b>Strikeouts</b>
6 (2x), MR: 8/25 (1)-31/22 (A+)	4 (3x), MR: 7/27/22 vs. Winston-Salem (A+)	N/A	4, 8/28/22 @ Greenville (A+)	4, 8/13/22 vs. Jersey Shore (A+)

## CAREER BATTING STATS

YEAR	TEAM	LG	LVL	ORG	AVG	G	AB	R	H	2B	3B	HR	RBI	BB	IBB	SO	CS	OBP	SLG	OPS	HBP	SAC	SF	GDP
2021	FCL Pirates G	FCL	R	PIT	.357	13	42	16	15	3	2	2	8	3	0	4	8	0	.449	.667	1.116	4	0	0
2021	Greensboro	E	A+	PIT	.267	5	15	1	4	0	1	0	0	1	0	4	3	0	.389	.400	.789	2	0	0
2022	Bradenton	FSL	A	PIT	.231	58	182	21	42	9	3	3	18	14	0	42	12	4	.300	.363	.663	4	0	2
2022	Greensboro	SAL	A+	PIT	.196	29	102	18	20	3	0	8	21	9	0	28	12	1	.284	.461	.745	4	0	1
2022	Indianapolis	INT	AAA	PIT	.120	8	25	5	3	1	0	0	1	3	0	9	0	0	.214	.160	.374	0	0	0
	<b>Triple-A Totals</b>				.120	8	25	5	3	1	0	0	1	3	0	9	0	0	.214	.160	.374	0	0	0
	<b>Minor League Totals</b>				.230	113	366	61	84	16	6	13	48	30	0	87	35	5	.311	.413	.724	14	0	1



# CAMERON JUNKER

RHP

**Born:** 9/3/97 in Fort Thomas, Ky.  
**MLB Debut:** N/A  
**Height/Weight:** 6-4/230  
**Twitter:** @CameronJunker

**Opening Day Age:** 25  
**ML Service:** 0.000  
**Bats/Throws:** R/R  
**Instagram:** @cameronjunker32

**Acquired:** Selected by PIT in 10th round (304th overall) of the 2019 First-Year Player Draft  
**2023 Baseball America Ranking (PIT):** N/A  
**2023 MLB Pipeline Ranking (PIT):** N/A

## BA PROSPECT RANKINGS

MLB:  
 Org:  
 Tools:

## TRANSACTIONS

› Selected by PIT (10th round, 304th overall) in the 2019 First-Year Player Draft.

## CAREER SUMMARY

### 2022

- › Spent the majority of the season with High-A Greensboro and went 6-3 with a 3.64 ERA (1.9er/4.7.Oip), 12 saves and 62 strikeouts in 42 games (one start).
- › Earned his first of a team-leading 12 saves in his season debut on 4/10 vs. Rome; finished the season one save shy of the league lead.
- › Also ended the season ranked among Greensboro leaders in games (T-1st), wins (2nd) and strikeouts (T-7th).
- › Made his first and only career start on 5/13 at Hickory and allowed just one baserunner via walk over 2.0 shutout innings.
- › Allowed just one earned run over his first seven appearances in May (6.2ip) before surrendering a career-high four runs on as many hits on 5/29 at Asheville.
- › Did not allow a run over six consecutive outings (6.1ip) with 11 strikeouts on 6/2-18 (2).
- › Promoted to Double-A Altoona on 9/6 and allowed just one hit with seven strikeouts over 4.1 scoreless innings (four appearances).
- › Held opposing batters without a home run in his final 13 appearances between Greensboro and Double-A Altoona.
- › Finished the season ranked second among Pirates farmhands in games (46) and saves (12).

### 2021

- › Began the season with Single-A Bradenton and went 2-0 with a 3.00 ERA (1.0er/3.0.Oip), 47 strikeouts, 1.13 WHIP and .143 batting average against in 14 games.
- › Did not allow a home run in 10 consecutive appearances (22.Oip) with 34 strikeouts from 5/22-7/7.
- › Earned the win after tossing a career-high 3.1 innings with no hits allowed on 6/29 at Fort Myers.
- › Registered a 0.68 ERA (1er/13.1ip) with 17 strikeouts in six June appearances.
- › Promoted to Greensboro on 7/9 and allowed four earned runs over as many innings with seven strikeouts in three appearances.
- › Placed on the 7-day injured list on 7/20 and did not appear for the remainder of the season; was transferred to the 60-day IL on 9/4.

### 2019

- › Spent the entire season with Short-Season A West Virginia and went 5-0 with a 1.29 ERA (4er/28.Oip), five saves, 45 strikeouts, 0.86 WHIP and .143 batting average against.
- › Made his professional debut on 6/21 vs. State College and earned the save after allowing one run in 1.0 inning.
- › Earned his first professional win with 3.0 hitless innings and four strikeouts on 6/29 vs. Williamsport.
- › Struck out a career-high six batters over 2.1 one-hit innings on 7/17 vs. State College.
- › Registered a 0.75 ERA (1er/12.Oip) and 19 strikeouts in nine appearances in August.

## PERSONAL

- › Cameron Joel Junker, fiancée's name is Olivia.
- › Went 3-for-5 with a 4.19 ERA (3er/7.7.1ip) and 73 strikeouts in 15 starts as a junior in 2019 at the University of Notre Dame (South Bend, Ind.); his ERA led all team starters.
- › Ranked eighth in the ACC in batting average against (.220) in 2019.
- › Was the starting pitcher in each of Notre Dame's three shutouts in 2019.
- › Was named a 2016 Rawlings-Perfect Game honorable mention All-American.

## SINGLE-GAME HIGHS/MISCELLANEOUS

### Complete Games

N/A

### Winning Streak

5, 6/29-8/27/19 (A-)

### Hits Allowed

4, 5/29/22 @ Asheville (A+)

### Strikeouts

6 (2x), MR: 5/26/21 vs. Palm Beach (A)

### Shutouts

N/A

### Losing Streak

1 (3x), MR: 8/17/22 (A+)

### Earned Runs Allowed

4 (2x), MR: 6/26/22 vs. Asheville (A+)

### 10+ Strikeout Games

N/A

### Innings (Start)

2.0, 5/13/22 @ Hickory (A+)

### Innings (Relief)

3.1, 6/29/21 @ Fort Myers (A)

### Home Runs Allowed


1 (9x), MR: 8/3/22 @ Bowling Green (A+)

### Walks

3 (2x), MR: 4/15/22 @ Winston-Salem (A+)

## CAREER PITCHING STATS

YEAR	TEAM	LG	LVL	ORG	W-L	ERA	G-6S	CG	SHO	SV-SVO	IP	H	R	ER	HR	HB	BB-IBB	SO	WHIP	AVG	AB
2019	WW Black Bears	NYP	A-	PIT	5-0	1.29	19-0	0	0	5-6	28.0	13	4	4	0	0	11-1	45	0.86	.143	91
2020											DID NOT PLAY										
2021	Bradenton	SE	A	PIT	2-0	3.00	14-0	0	0	1-1	30.0	14	12	10	2	2	20-0	47	1.13	.143	98
2021	Greensboro	E	A+	PIT	0-0	9.00	3-0	0	0	0-0	4.0	5	4	4	1	0	1-0	7	1.50	.294	17
2022	Greensboro	SAL	A+	PIT	6-3	3.64	42-1	0	0	12-20	47.0	37	23	19	6	4-24	1	62	1.30	.216	171
2022	Altoona	EAS	AA	PIT	0-0	0.00	4-0	0	0	0-0	4.1	1	0	0	0	0	1-0	7	0.46	.071	14
	<b>Minor League Totals</b>				<b>13-3</b>	<b>2.94</b>	<b>82-1</b>	<b>0</b>	<b>0</b>	<b>18-27</b>	<b>113.1</b>	<b>70</b>	<b>43</b>	<b>37</b>	<b>9</b>	<b>6</b>	<b>57-2</b>	<b>168</b>	<b>1.12</b>	<b>.179</b>	<b>391</b>



# WILL KOBOS

RHP

**Born:** 8/3/97 in Charlotte, N.C.  
**MLB Debut:** N/A  
**Height/Weight:** 6-1/210  
**Twitter:** @willkobos

**Opening Day Age:** 25  
**ML Service:** 0.000  
**Bats/Throws:** R/R  
**Instagram:** @willkobos

**Acquired:** Selected by PIT in 19th round (564th overall) of the 2018 First-Year Player Draft  
**2023 Baseball America Ranking (PIT):** N/A  
**2023 MLB Pipeline Ranking (PIT):** N/A

## BA PROSPECT RANKINGS

## TRANSACTIONS

MiLB:  
 Org:  
 Tools:

Selected by PIT (19th round, 564th overall) in the 2018 First-Year Player Draft.

## CAREER SUMMARY

### 2022

- Began the season with Double-A Altoona and went 2-0 with a 3.77 ERA (6er/14.1ip) and 18 strikeouts in 12 games (one start) through 6/16.
- Did not allow a run over five consecutive appearances (6.1ip) from 5/13-28; went 2-0 with nine strikeouts in that stretch.
- Was placed on the 7-day injured list on 6/22 with a hamstring injury; transferred to the 60-day IL on 7/6.
- Began a rehab assignment with FCL Pirates on 8/23 and took the loss with one run allowed despite striking out the side in his only inning of work.
- Appeared in five total rehab games through the end of the season between FCL Pirates, Single-A Bradenton and High-A Greensboro with a 6.75 ERA (5er/6.2ip) and seven strikeouts.

### 2021

- Spent the entire season with High-A Greensboro and went 6-2 with five saves, a 2.16 ERA (10er/41.2ip), 1.01 WHIP and 68 strikeouts in 27 appearances.
- Allowed one unearned run on four hits in 15.2 innings in June.
- Won a career-high four consecutive decisions from 7/6-8/20 with a 1.84 ERA (3er/14.2ip), 33 strikeouts, 1.02 WHIP and .120 batting average against.
- Allowed just two hits and three walks in 8.0 scoreless innings across seven August outings.
- Held left-handed batters to a .108 batting average (8-for-74) with 30 strikeouts; also allowed all four of his home runs against lefties.
- Allowed just two hits with runners in scoring position, none of which came with the bases loaded.

### 2019

- Began the season with Short-Season A West Virginia and went 1-3 with a 6.05 ERA (13er/19.1ip) and 17 strikeouts in five starts.
- Promoted to Single-A Greensboro on 7/25 and went 2-3 with a 2.12 ERA (8er/34.0ip) in seven starts through the end of the season.
- Tossed a career-high 5.0 innings in eight of his last nine starts from 7/13-8/31 between West Virginia and Greensboro; registered a 2.25 ERA (10er/40.0ip) when throwing 5.0 innings.
- Struck out a career-high 10 batters in 5.0 one-run innings but took the loss on 8/26 vs. Rome.

### 2018

- Spent the entire season with Rookie-Advanced Bristol and went 2-2 with a 7.11 ERA (25er/31.2ip) and 42 strikeouts in 14 games (three starts).
- Made his professional debut on 6/22 vs. Elizabethton and allowed two earned runs while recording just two outs out of the bullpen.
- Earned his first professional win on 8/9 at Greeneville with 2.0 scoreless innings in relief.
- Converted his first professional save opportunity without allowing a run in 1.2 innings on 8/20 vs. Pulaski.

## PERSONAL

- William Alexander Kobos.
- Went 4-1 with a 1.35 ERA and 49 strikeouts in 23 appearances (one start) in 2018 with George Washington (Washington, D.C.) University.
- His twin brother, Scott, was selected in the 38th round of the 2017 First-Year Player Draft by Cleveland.
- Was a second-team 2017 ABCA/Rawlings All-East Region selection.

## SINGLE-GAME HIGHS/MISCELLANEOUS

Complete Games	Winning Streak	Hits Allowed	Strikeouts
N/A	4, 7/6-8/20/21 (A+)	7, 7/13/19 @ Brooklyn (A-)	10, 8/26/19 vs. Rome (A)
Shutouts	Losing Streak	Earned Runs Allowed	10+ Strikeout Games
N/A	3, 6/19-7/19/19 (A-)	7, 8/4/18 @ Kingsport (R+)	1, 8/26/19 vs. Rome (A)
Innings (Start)	Innings (Relief)	Home Runs Allowed	Walks
5.0 (8x), MR: 8/31/19 @ West Virginia (A)	3.1, 8/17/18 @ Burlington (R+)	2 (3x), MR: 9/7/22 @ Bowling Green (A+)	4 (4x), MR: 4/22/22 vs. New Hampshire (AA)

## CAREER PITCHING STATS

YEAR	TEAM	LG	LVL	ORG	W-L	ERA	G-GS	CG	SHO	SV-SVO	IP	H	R	ER	HR	HB	BB-IBB	SO	WHIP	AVG	AB
2018	Bristol	APP	R+	PIT	2-2	7.11	14-3	0	0	2-2	31.2	30	28	25	4	1	19-0	42	1.55	.238	126
2019	WV Black Bears	NYP	A-	PIT	1-3	6.05	5-5	0	0	0-0	19.1	23	14	13	2	1	7-0	17	1.55	.311	74
2019	Greensboro	SAL	A	PIT	2-3	2.12	7-7	0	0	0-0	34.0	17	10	8	0	1	18-0	41	1.03	.144	118
2020										DID NOT PLAY											
2021	Greensboro	E	A+	PIT	6-2	2.16	27-0	0	0	5-5	41.2	19	13	10	4	1	23-1	68	1.01	.129	147
2022	FCL Pirates	FCL	R	PIT	0-1	9.00	1-1	0	0	0-0	1.0	2	1	1	0	0	0-0	3	2.00	.400	5
2022	Bradenton	FSL	A	PIT	1-0	4.91	3-0	0	0	0-1	3.2	3	2	2	1	0	3-0	3	1.64	.231	13
2022	Greensboro	SAL	A+	PIT	0-0	9.00	1-0	0	0	0-0	2.0	2	2	2	2	0	0-0	1	1.00	.250	8
2022	Altoona	EAS	AA	PIT	2-0	3.77	12-1	0	0	1-1	14.1	10	8	6	0	2	15-0	18	1.74	.200	50
	<b>Minor League Totals</b>				<b>14-11</b>	<b>4.08</b>	<b>70-17</b>	<b>0</b>	<b>0</b>	<b>8-10</b>	<b>147.2</b>	<b>106</b>	<b>78</b>	<b>67</b>	<b>13</b>	<b>6</b>	<b>85-1</b>	<b>193</b>	<b>1.29</b>	<b>.196</b>	<b>541</b>



# MAX KRANICK

RHP

Born: 7/21/97 in Scranton, Pa.  
MLB Debut: 6/27/21 (PIT) @ STL  
Height/Weight: 6-3/220  
Twitter: @MaxKranick

Opening Day: 25  
ML Service: 0.159  
Bats/Throws: R/R  
Instagram: @kranick\_7

Acquired: Selected by PIT in 11th round (345th overall) of the 2016 First-Year Player Draft  
2023 Baseball America Ranking (PIT): N/A  
2023 MLB Pipeline Ranking (PIT): N/A

## BA PROSPECT RANKINGS

MLB:  
Org: PIT – #30 ('21), #23 ('20)  
Tools:

## TRANSACTIONS

- Selected by PIT (11th round, 345th overall) in the 2016 First-Year Player Draft.
- Had his contract first selected by PIT on Nov. 20, 2020.

## CAREER SUMMARY

### 2022

- Began the season on Pittsburgh's 10-day injured list with a right forearm strain; made three rehab starts with Single-A Bradenton and Indianapolis during the month of April before being reinstated on 4/29 and optioned to Triple-A.
- Did not allow a run over two relief appearances with Pittsburgh in May (5.0ip); was optioned on 5/12 and placed on the IL again on 5/17.
- Underwent Tommy John surgery on 6/3 and was sidelined for the remainder of the season.

### 2021

- Began the season on Double-A Altoona's Opening Day roster and went 1-0 with a 4.02 ERA (7er/15.2ip) and 16 strikeouts in three starts before being promoted to Indianapolis on 5/31.
- Made his Triple-A debut on 6/1 and took a no-decision with 5.0 one-run innings and six strikeouts vs. Columbus.
- Earned his first Triple-A win after surrendering just one hit over 5.0 innings on 6/12 at Nashville; also fanned a career-high tying nine batters.
- Recalled by Pittsburgh on 6/27 and earned the win in his MLB debut that afternoon at St. Louis; tossed 5.0 perfect innings with three strikeouts before a 1:40 rain delay ended his outing.
- Fanned Tyler O'Neill for his first big-league strikeout.
- Became the first starting pitcher since 1893 to throw at least five perfect innings in a major league debut, and the only in history to have his start end without allowing a baserunner.
- Made nine starts with Pittsburgh over the remainder of the season, going 2-3 with a 6.28 ERA (27er/38.2ip) and 32 strikeouts.
- Tossed his first quality start of the season on 8/20 at Toledo with 6.0 shutout innings.
- Surrendered just one run in back-to-back quality starts at Louisville (9/7 and 9/12); allowed six hits and struck out 10 over the 12.0 innings pitched.
- Went 4-0 with a 0.39 ERA (1er/23.0ip) and 22 strikeouts on the road vs. Triple-A East opponents; went 0-4 with a 6.89 ERA (24er/31.1ip) and 23 strikeouts at Victory Field.

### 2019

- Spent the entire season with High-A Bradenton and went 6-7 with a 3.79 ERA (46er/109.1ip) and 78 strikeouts in 20 starts.
- Struck out a season-high seven batters in his season debut on 4/7 vs. St. Lucie; matched that mark on 5/28 vs. Lakeland.
- Followed up three straight losses with a career-high three-game winning streak from 5/22-6/2.
- Set a new career high with 7.0 innings pitched on 5/22 vs. Fort Myers; matched that mark three other times during the season.
- Recorded six consecutive quality starts from 6/2-7/2 with a 2.56 ERA (11er/38.2ip).
- Tossed his first career complete game on 7/9 (1) at Lakeland but took the loss (6.0ip, 8h, 4r, 4er, 1bb, 3k).

- Surrendered a career-high 10 hits on 7/21 at Tampa and earned the win after allowing just two runs.
- Made his final start on 7/26 vs. St. Lucie; missed his next start and was placed on the injured list on 8/8 (retroactive to 8/7) due to a shoulder injury.

### 2018

- Assigned to Single-A West Virginia on 5/18 and went 4-5 with a 3.81 ERA (33er/78.0ip) in 17 games (16 starts).
- Set a career high with three consecutive losses from 5/28-6/10 with a 7.63 ERA (13er/15.1ip).
- Surrendered a career-high seven earned runs on 6/5 (1) vs. Lexington (5.0ip).
- Struck out a career-high nine batters in 5.1 innings on 7/16 vs. Delmarva.
- Took a no-hitter through five innings on 7/29 vs. Asheville, earned the win after going 6.0 innings with six strikeouts.
- Tossed 3.0 hitless innings in relief on 9/1 at Charleston to earn the first and only save of his career.
- Went 4-3 with a 2.66 ERA (15er/50.2ip) at home vs. 0-2 with a 5.93 ERA (18er/27.1ip) on the road.

### 2017

- Made five starts between GCL Pirates and Rookie-Advanced Bristol and went a combined 1-0 with a 1.11 ERA (3er/24.1ip) and 18 strikeouts.
- Held right-handed batters to a .210 batting average (13-for-62) while lefties hit .321 (9-for-28).

### 2016

- Spent the entire season with GCL Pirates and went 1-2 with a 2.43 ERA (9er/33.1ip) and 21 strikeouts.
- Did not allow an earned run in 10.0 relief innings.
- Right-handed batters slashed .169/.179/.229 against him while left-handed batters slashed .395/.435/.512.

## PERSONAL


- Max Joseph Kranick (pronounced "KRAN-ick").
- Is a 2015 graduate of Valley View (Archbald, Pa.) High School, where he went 16-3 with a 1.17 ERA and 201 strikeouts during his career.
- Went 5-0 with a 0.31 ERA and 66 strikeouts as a senior while leading his team to the District 2 Class AAA final.
- Was a 2016 Rawlings-Perfect Game second-team All-American selection.
- Committed to playing collegiate baseball at the University of Virginia (Charlottesville) before signing with the Pirates.
- While being shut down due to Tommy John surgery in 2022, he would make encouragement videos to send to kids going through arm issues.
- Signed by Pirates scout Dan Radcliff.

## SINGLE-GAME HIGHS/MISCELLANEOUS

Complete Games	Winning Streak	Hits Allowed	Strikeouts
1, 7/9/19 (1) @ Lakeland (A+)	3, 5/22-6/2/19 (A+)	10 (2x), MR: 7/28/21 vs. Milwaukee (NL)	9 (2x), MR: 6/12/21 @ Nashville (AAA)
Shutouts	Losing Streak	Earned Runs Allowed	10+ Strikeout Games
N/A	3 (2x), MR: 5/5-17/19 (A+)	7, 6/5/18 (1) vs. Lexington (A)	N/A
Innings (Start)	Innings (Relief)	Home Runs Allowed	Walks
7.0 (4x), MR: 7/2/19 vs. Jupiter (A+)	5.0, 8/11/16 @ GCL Braves (R)	2 (6x), MR: 4/22/22 vs. Columbus (AAA)	4 (3x), MR: 9/19/21 @ Miami (NL)

## CAREER PITCHING STATS

YEAR	TEAM	LG	LVL	ORG	W-L	ERA	G	SV	CG	SHO	SV-SVO	IP	H	R	ER	HR	HB	BB-IBB	SO	WHIP	AVG	AB
2016	GCL Pirates	GCL	R	PIT	1-2	2.43	9-6	0	0	0	0-0	33.1	31	13	9	1	0	4-0	21	1.05	.246	126
2016	Bristol	APP	R+	PIT	1-0	2.31	2-2	0	0	0-0	11.2	10	4	3	1	1	0	2-0	9	1.03	.233	43
2017	GCL Pirates	GCL	R	PIT	0-0	0.00	3-3	0	0	0-0	12.2	12	6	0	0	1	0	4-0	9	1.26	.255	47
2018	NV Power	SAL	A	PIT	0-1	3.81	17-16	0	0	1-1	78.0	72	35	33	7	0	2-0	4	1.05	.185	27	
2019	Bradenton	FSL	A+	PIT	6-7	3.79	20-20	1	0	0-0	109.1	100	49	46	11	8	30-0	78	1.19	.246	407	
DID NOT PLAY – PITTSBURGH'S ALTERNATE TRAINING SITE																						
2021	Altoona	NE	AA	PIT	1-0	4.02	3-3	0	0	0-0	15.2	14	7	7	2	0	2-0	16	1.02	.233	60	
2021	Indianapolis	E	AAA	PIT	4-4	4.14	12-12	0	0	0-0	54.1	53	30	25	6	2	2-0	45	1.27	.252	210	
2021	PITTSBURGH	NL	MLB	PIT	2-3	6.28	9-9	0	0	0-0	38.2	47	28	27	4	4	19-3	32	1.71	.301	156	
2022	Bradenton	FSL	A	PIT	0-0	4.50	1-1	0	0	0-0	2.0	1	1	1	1	0	0-0	3	0.50	.143	7	
2022	Indianapolis	JMT	AAA	PIT	0-1	2.70	3-2	0	0	0-0	6.2	5	2	2	2	0	2-0	4	1.05	.185	27	
2022	PITTSBURGH	NL	MLB	PIT	0-0	0.00	2-0	0	0	0-0	5.0	3	0	0	0	0	3-0	4	1.20	.188	16	
<b>Major League Totals</b>					<b>2-3</b>	<b>5.56</b>	<b>11-9</b>	<b>0</b>	<b>0</b>	<b>0-0</b>	<b>43.2</b>	<b>50</b>	<b>28</b>	<b>27</b>	<b>4</b>	<b>4</b>	<b>22-3</b>	<b>36</b>	<b>1.65</b>	<b>.291</b>	<b>172</b>	
<b>Triple-A Totals</b>					<b>4-5</b>	<b>3.98</b>	<b>15-14</b>	<b>0</b>	<b>0</b>	<b>0-0</b>	<b>61.0</b>	<b>58</b>	<b>33</b>	<b>27</b>	<b>8</b>	<b>2</b>	<b>18-0</b>	<b>49</b>	<b>1.25</b>	<b>.245</b>	<b>237</b>	
<b>Minor League Totals</b>					<b>17-19</b>	<b>3.50</b>	<b>70-65</b>	<b>1</b>	<b>0</b>	<b>1-1</b>	<b>323.2</b>	<b>298</b>	<b>148</b>	<b>126</b>	<b>31</b>	<b>17</b>	<b>78-0</b>	<b>262</b>	<b>1.16</b>	<b>.243</b>	<b>1225</b>	



# FABRICIO MACIAS

OF

**Born:** 3/11/98 in Saltillo, Coahuila, Mexico  
**MLB Debut:** N/A  
**Height/Weight:** 5-11/195  
**Twitter:** N/A

**Opening Day Age:** 25  
**ML Service:** 0.000  
**Bats/Throws:** R/R  
**Instagram:** @fabricio\_macias25

**Acquired:** Signed by PIT as a minor league free agent on 2/21/18  
**2023 Baseball America Ranking (PIT):** N/A  
**2023 MLB Pipeline Ranking (PIT):** N/A

## BA PROSPECT RANKINGS

## TRANSACTIONS

MLB:  
Org:  
Tools:

› Signed by PIT as a minor league free agent on Feb. 21, 2018.

## CAREER SUMMARY

### 2022

- › Began the season on Double-A Altoona's injured list and appeared in his first game on 5/17 as part of a rehab assignment with Single-A Bradenton; went 2-for-16 in five games before having his rehab transferred to High-A Greensboro.
- › Was transferred from Altoona to Greensboro after four High-A rehab games; hit .267 (24-for-90) in 24 total games with the Grasshoppers.
- › Logged back-to-back games of four RBI on 6/12 at Winston-Salem and 6/14 vs. Hudson Valley.
- › Launched a career-high tying two home runs with three RBI on 6/28 at Hickory.
- › Promoted to Altoona on 7/1 and hit .255 (38-for-149) in 41 games through the end of the season.
- › Hit safely in 15 of 16 games from 7/3-28 with a .339 batting average (21-for-62); finished the month of July with a .303 batting average (23-for-76).
- › Recorded his second eight-game hitting streak of the season from 8/19-9/8 with a .333 batting average (11-for-33).
- › Hit .324 (11-for-34) against Double-A left-handed pitchers.

### 2021

- › Began the season with High-A Greensboro and hit .316 (54-for-171) with 17 extra-base hits and 38 RBI in 44 games.
- › Launched grand slams in back-to-back innings on 5/30 vs. Williamsport, setting a career high with eight RBI.
- › Went on a career-high 10-game hitting streak from 6/17-27 and hit .439 (18-for-41) with five multi-hit games in that span.
- › Hit .361 (35-for-97) with 13 extra-base hits and 21 RBI in 24 June games for his best month of the season.
- › Promoted to Indianapolis on 7/6 and hit .245 (25-for-102) in 38 games through 9/11.
- › Recorded three consecutive multi-hit games in his first Triple-A series at Columbus; went 3-for-5 with a home run, three RBI and two runs on 7/10.
- › Hit .318 (14-for-44) with two home runs and nine RBI with runners on base in Triple-A.
- › Recorded hits in 15 of his 38 games played with Indianapolis, eight of which were multi-hit performances.
- › Was placed on the temporarily inactive list on 9/18 to play in a Mexican U23 tournament; did not appear in affiliated baseball for the remainder of the season.

### 2019

- › Spent the entire season with Single-A Greensboro and hit .280 (132-for-472) with 25 doubles and 79 RBI in 122 games.
- › Recorded his first multi-homer game on 4/27 at Hagerstown with four RBI.
- › Recorded two career-high four-hit performances, on 5/1 vs. Rome and 6/26 vs. West Virginia; also had three RBI in each of those games.
- › Notched six multi-hit and three multi-RBI performances in a seven-game span from 4/27-5/6.
- › Went 2-for-4 with a double and home run on 5/22 at West Virginia.
- › Ranked among South Atlantic League leaders in May with 24 runs (T-2nd), a .347 batting average (4th), 22 RBI (T-6th), 33 hits (T-8th) and .941 OPS (10th).
- › Hit safely in 11 of 13 games from 8/17-30 with a .380 batting average (19-for-50), .560 slugging percentage and .978 OPS in that span.
- › Registered a .335 batting average (84-for-251) in 66 home games; hit .217 (48-for-221) in 56 games on the road.
- › Hit .414 (29-for-70) in the first inning.
- › Hit .348 (95-for-273) vs. starting pitchers and .186 (37-for-199) vs. relief pitchers.
- › Spent most of his time in center field and hit .323 (64-for-198) when in that position; also registered a .992 fielding percentage (one error, 123 total chances).
- › Ranked fourth in the SAL in hits and RBI and tied for sixth in runs (72).
- › Ranked second among all Pirates farmhands in RBI and sixth in batting average.

### 2018

- › Split the season between the Short-Season A West Virginia Black Bears and Single-A West Virginia Power, hitting .261 (53-for-203) in 59 games combined.
- › Hit his first professional home run on 8/4 vs. Augusta.
- › Recorded his first career-high four-hit game on 8/24 at Mahoning Valley and tied that feat on 8/31 at State College.

### 2016-17

- › Spent two seasons with Saraperos de Saltillo and hit .317 (58-for-183) in 82 games.
- › Was a home run shy of the cycle on 5/10/17 vs. Rieleros De Aguascalientes.
- › Registered four-hit games on 5/10/17 and 5/21/17, marking a career high.

## PERSONAL

- › Fabricio Macias.
- › Was originally signed by Saraperos de Saltillo of the Mexican League on 7/24/16.

## SINGLE-GAME HIGHS/MISCELLANEOUS

Hits	Home Runs	Grand Slams	Runs	Walks
4 (4x), MR: 6/26/19 vs. West Virginia (A)	2 (3x), MR: 6/28/22 @ Hickory (A+)	2, MR: 5/30/21 vs. Wilmington (A+)	3 (5x), MR: 7/14/19 vs. West Virginia (A)	2 (8x), MR: 7/17/22 @ Bowie (AA)
Hit Streak	RBI	Multi-homer Games	Stolen Bases	Strikeouts
10, 6/17-27/21 (A+)	8, 5/30/21 vs. Wilmington (A+)	3, MR: 6/28/22 @ Hickory (A+)	1 (39x), MR: 8/19/22 vs. Harrisburg (AA)	4, 9/11/21 @ Louisville (AAA)

## CAREER BATTING STATS

YEAR	TEAM	LG	LVL	ORG	AVG	G	AB	R	H	2B	3B	HR	RBI	BB	SO	SB	CS	OBP	SLG	OPS	HBP	SAC	SF	GI DP
2016	Saltillo	MEX	Fgn		.300	9	10	2	3	0	0	2	0	0	2	0	0	.300	.300	.600	0	1	0	0
2017	Saltillo	MEX	Fgn		.318	73	173	39	55	5	3	0	13	10	0	30	18	.7	.351	.382	.733	0	0	2
2018	WV Black Bears	NYP	A-	PIT	.325	19	77	9	25	4	2	0	5	6	1	12	2	.3	.373	.429	.802	0	0	1
2018	WV Power	SAL	A	PIT	.222	40	126	22	28	6	2	1	19	14	0	42	5	1	.315	.325	.640	4	2	2
2019	Greensboro	SAL	A	PIT	.280	122	472	72	132	25	3	8	79	28	0	90	18	11	.330	.396	.726	10	0	5
2020																								
2021	Greensboro	E	A+	PIT	.316	44	171	27	54	9	2	6	38	10	0	41	5	3	.364	.497	.861	3	0	0
2021	Indianapolis	F	AAA	PIT	.245	38	102	13	25	2	0	2	9	4	0	27	2	1	.300	.324	.624	4	1	0
2022	Bradenton	FSL	A	PIT	.125	5	16	0	2	1	0	0	4	2	0	3	1	0	.222	.188	.410	0	0	0
2022	Greensboro	SAL	A+	PIT	.267	24	90	12	24	3	0	5	19	6	0	19	1	0	.309	.467	.776	0	0	1
2022	Altoona	EAS	AA	PIT	.255	41	149	20	38	11	0	4	25	5	0	42	5	4	.280	.409	.689	1	0	2
	<b>Triple-A Totals</b>				.245	38	102	13	25	2	0	2	9	4	0	27	2	1	.300	.324	.624	4	1	0
	<b>Minor League Totals</b>				.273	333	1203	175	328	61	9	26	198	75	1	276	39	23	.324	.403	.728	22	3	10





# TUCUPITA MARCANO

UTIL

**Born:** 9/16/99 in Tucupita, Venezuela  
**MLB Debut:** 4/1/21 (SD) vs. ARI  
**Height/Weight:** 6-0/170  
**Twitter:** @TucuMarcano  
**Acquired:** Trade (SD) on 7/26/21 with RHP Michell Miliano and OF Jack Suwinski in exchange for INF Adam Frazier and cash  
**2023 Baseball America Ranking (PIT):** N/A  
**2023 MLB Pipeline Ranking (PIT):** N/A

**Opening Day Age:** 23  
**ML Service:** 0.141  
**Bats/Throws:** L/R  
**Instagram:** @tucupita16

## BA PROSPECT RANKINGS

**MLB:**  
 Org: PIT - #27 ('22); SD - #8 ('21), #18 ('20), #27 ('19)  
 Tools: PIT - Best Strike-Zone Discipline ('22)

## TRANSACTIONS

- Signed by SD as a non-drafted free agent on **July 2, 2016**.
- Had his contract first selected by SD on **Nov. 20, 2020**.
- Traded to SD from PIT on **July 26, 2021** with RHP Michell Miliano and OF Jack Suwinski in exchange for INF Adam Frazier and cash.

## AWARDS & HONORS

MID Player of the Week (5/6/19)

AZL All-Star (Post, 2018)

## CAREER SUMMARY

### 2022

- Began the season with Double-A Altoona and hit .303 (30-for-99) with 20 walks to just 25 strikeouts in 31 games.
- Recalled by Pittsburgh on 4/26 and doubled in his lone big league game before being optioned back to Double-A on 4/30.
- Recalled again on 5/27 and hit safely in six of his first seven games back with Pittsburgh.
- Placed on the 10-day COVID-19 injured list on 6/17; went 1-for-9 in three rehab games between Single-A Bradenton and Altoona before being activated by Pittsburgh on 6/30.
- Optioned to Indianapolis on 7/5 and hit safely in 13 of 14 games with a career-high tying 10-game hitting streak and .362 batting average (21-for-58) through the end of July.
- Promoted back to Pittsburgh on 8/3 and went 5-for-8 with two RBI in two games vs. Milwaukee to begin August.

### 2021

- Began the season on San Diego's Opening Day roster and made his MLB debut on 4/1 vs. Arizona, walked in his lone plate appearance as a pinch hitter and scored a run.
- Singled off San Francisco's Wandy Peralta as a pinch hitter on 4/6 for his first big-league hit.
- Made his first major league start in right field on 4/15 at Pittsburgh and went 1-for-4 with an RBI double.
- Was optioned to the Padres Alternate Training Site on 4/16 and played in five games with Triple-A El Paso at the start of the minor league season before being promoted back to San Diego on 5/11.
- Hit .182 (8-for-44) in 25 games over three stints with San Diego; posted a perfect fielding percentage in 43.2 innings in the infield (19 total chances) and committed one error in 32.0 outfield innings (four total chances).
- Served as a pinch hitter in 12 of his 25 big-league games.
- Played in 45 games with El Paso and hit .273 (47-for-172) with six home runs, 27 RBI, 27 walks to 26 strikeouts and an .808 OPS.
- Went 3-for-4 with a career-high two home runs and five RBI on 6/19 vs. Sugar Land.
- Ranked among Triple-A West leaders with a .417 batting average (2nd), .506 on-base percentage (3rd), 1.159 OPS (3rd), 21 runs (T-4th), 30 hits (T-6th) and 14 walks (T-6th) in the month of June.
- Hit just .169 (11-for-65) in 18 July games with El Paso before being traded from San Diego to Pittsburgh on 7/26 in exchange for former Indians second baseman Adam Frazier.
- Spent the remainder of the season with Indianapolis, hitting .230 (42-for-183) in 48 games.
- Went on a career-high tying 10-game hitting streak from 7/30-8/11 with a .295 batting average (13-for-44) and three extra-base hits.
- Posted a .985 Triple-A fielding percentage (three errors, 195 total chances) in 386.1 innings at second base, his primary position.

- Spent most of his time as the leadoff hitter for both El Paso and Indianapolis, hitting .252 (76-for-301) with 48 walks to 49 strikeouts in 76 games.
- Hit .303 (40-for-132) with a 1.000 strikeout-to-walk ratio with runners on base in Triple-A.

### 2019

- Spent the entire season with Single-A Fort Wayne and hit .270 (124-for-460) in 111 games.
- Recorded a career-high four hits on 4/30 vs. Kane County; tied that mark on 8/3 vs. West Michigan and 8/30 vs. South Bend.
- Set a career-high 10-game hitting streak from 4/28 (2)-5/10; hit .439 (18-for-41) with a .489 on-base percentage and 1.026 OPS in that stretch.
- Continued his hot streak through the month of May, hitting safely in 18 of 21 games with a .341 batting average (29-for-85).
- Hit .317 (71-for-224) with 16 extra-base hits in 54 home games and .225 (53-for-236) with eight extra-base hits in 57 road games.

### 2018

- Split the season between AZL Padres 2 and Short-Season A Tri-City; hit .366 (71-for-194) with an .888 OPS in 52 games.
- Struck out almost half as many times (16) as he walked (30).
- Had multiple hits in 11 of 21 games in July, hitting .413 (31-for-75); 30 of his 31 hits were singles.
- Hit his first professional home run on 8/16 at Vancouver.
- Posted a .992 fielding percentage (one error, 122 total chances) in 29 games at second base; committed five errors in 93 total chances (.946) in 24 games at shortstop.

### 2017

- Spent the season with DSL Padres and hit .206 (35-for-170) with 34 walks and just 15 strikeouts in 49 games.
- Lined an RBI single for his first professional hit on 6/8 at DSL Orioles.
- Recorded an out just three times in 40 plate appearances when ahead in the count; took 34 walks.

## PERSONAL

- Tucupita Jose Marcano Cincelli, has one son, Aaron Tucupita.
- Was named after the Venezuelan city in which he was born; is also the nickname of his father, Raul, who had a long career in independent baseball, including stops in the Mexican League, Western League and finally with Pennsylvania's Lancaster Barnstormers of the Atlantic League in 2005.

## SINGLE-GAME HIGHS/MISCELLANEOUS

Hits		Home Runs		Grand Slams		Runs		Walks	
4 (3x), MR: 8/30/19 vs. South Bend (A)	2, 6/19/21 vs. Sugar Land (AAA)	N/A		4, 8/6/18 @ AZL Athletics (R)		3 (5x), MR: 5/20/22 vs. Richmond (AA)			
Hit Streak		RBI		Multi-homer Games		Stolen Bases		Strikeouts	
10 (3x), MR: 7/16-31/22 (AAA)	5, 6/19/21 vs. Sugar Land (AAA)	1, 6/19/21 vs. Sugar Land (AAA)		2 (6x), MR: 8/11/19 @ South Bend (A)		4, 7/19/21 @ Las Vegas (AAA)			

## CAREER BATTING STATS

YEAR	TEAM	LG	LVL	ORG	AVG	G	AB	R	H	2B	3B	HR	RBI	BB	IBB	SO	SB	CS	OBP	SLG	OPS	HBP	SAC	SF	GIDP
2017	DSL Padres	DSL	R	SD	.206	49	170	17	35	4	2	0	15	34	1	15	10	3	.337	.253	.590	1	1	3	2
2018	AZL Padres 2	AZL	R	SD	.395	35	124	33	49	4	1	0	17	26	0	10	10	7	.497	.444	.941	2	5	3	2
2018	Tri-City	NWL	A	SD	.314	17	70	12	22	1	2	1	9	4	1	6	5	0	.355	.429	.784	1	1	1	1
2019	Fort Wayne	MID	A	SD	.270	111	460	55	124	19	3	2	45	35	0	45	15	16	.323	.337	.660	3	3	3	4
2020	DID NOT PLAY - SAN DIEGO'S ALTERNATE TRAINING SITE																								
2020	SAN DIEGO	NL	MLB	SD	.182	25	44	7	8	1	0	0	3	6	0	9	0	1	.280	.205	.485	0	0	0	2
2021	El Paso	W	AAA	SD	.273	45	172	31	47	7	2	6	27	27	0	26	4	4	.366	.442	.808	0	0	3	1
2021	Indianapolis	E	AAA	PIT	.230	48	183	29	42	4	1	1	12	26	0	33	8	1	.325	.279	.604	0	1	0	2
2022	Altoona	EAS	AA	PIT	.303	31	99	22	30	7	2	2	13	20	1	25	4	2	.413	.475	.888	0	1	2	0
2022	PITTSBURGH	NL	MLB	PIT	.206	49	180	18	33	6	2	0	0	4	1	10	0	0	.256	.306	.562	1	5	1	1
2022	Bradenton	FSL	A	PIT	.000	1	3	1	0	0	0	0	0	1	0	0	0	0	.250	.000	.250	0	0	0	0
2022	Indianapolis	INT	AAA	PIT	.287	25	101	16	29	5	0	3	9	13	0	16	1	5	.365	.426	.791	0	0	1	2
<b>Major League Totals</b>					.201	74	204	25	41	7	2	2	16	16	0	53	2	2	.261	.284	.545	1	5	1	3
<b>Triple-A Totals</b>					.259	118	456	76	116	16	3	10	48	66	0	75	13	10	.350	.373	.723	0	1	4	5
<b>Minor League Totals</b>					.274	362	1382	216	378	51	13	15	147	186	3	177	57	38	.359	.362	.721	7	12	16	14



# MASON MARTIN

INF

**Born:** 6/2/99 in Kennewick, Wash.  
**MLB Debut:** N/A  
**Height/Weight:** 6-0/230  
**Twitter:** @masonmartin7

**Opening Day Age:** 23  
**ML Service:** 0.000  
**Bats/Throws:** L/R  
**Instagram:** @mason\_\_martin

**Acquired:** Selected by PIT in 17th round (508th overall) of the 2017 First-Year Player Draft  
**2023 Baseball America Ranking (PIT):** N/A  
**2023 MLB Pipeline Ranking (PIT):** N/A

## BA PROSPECT RANKINGS

## TRANSACTIONS

**MLB:**  
 Org: PIT – #31 ('22), #21 ('21), #15 ('20), #18 ('18)  
**Tools:**

Selected by PIT (17th round, 508th overall) in the 2017 First-Year Player Draft.

## AWARDS & HONORS

- MLB.com Organization All-Star (2019, '21)
- AA-NE All-Star (Post, 2021)
- Pittsburgh MiLB Player of the Year (2019)
- MLB Joe Bauman Home Run Award Single A (2019)
- Baseball America Low Class A All-Star (2019)
- SAL All-Star (Mid/Post, 2019)
- FSL Player of the Week (7/29/19)
- APP Player of the Week (6/25/18)
- Baseball America Rookie All-Star (2017)
- GCL All-Star (Post, 2017)
- GCL Most Valuable Player (2017)

## CAREER SUMMARY

### 2022

- Spent the entire season with Indianapolis and hit .210 (101-for-481) with 19 home runs in 134 games, ranked among International League leaders with 53 extra-base hits (6th) and 29 doubles (T-8th).
- Led the team in home runs, RBI (74), doubles, extra-base hits and total bases (197); also ranked among team leaders in runs (2nd, 62), hits (T-2nd), walks (T-2nd, 52) and triples (3rd, 5).
- Was named Indy's April Player of the Month after hitting .303 (23-for-76) with a 1.020 OPS in 20 games to begin the season; ranked among IL leaders for the month in triples (T-1st, 4), extra-base hits (2nd, 16), doubles (T-5th, 8), slugging percentage (5th, 671), total bases (6th, 51) and OPS (8th).
- Tied his previous career single-season high of four triples (2019) in April alone.
- Homered five times in six games from 5/19 (2)-25 (1) with 13 RBI.
- Hit below .200 in May, June and July; bounced back in August with a .312 batting average (24-for-77) without hitting a home run in 23 games.
- Led the Indians with two walk-off singles, on 7/23 vs. St. Paul and 8/3 (1) vs. Louisville.
- Set a new franchise record with 194 strikeouts.

- Hit his first grand slam of the season and his only with Greensboro on 7/1 at Hagerstown; was his fifth of eight games with four-plus RBI.
- End the season tied for first in the South Atlantic League in home runs and third in RBI.
- Promoted to Bradenton on 7/9 and hit .239 (42-for-176) with 12 home runs and 46 RBI through the remainder of the season (49 games).
- Named the Florida State League Player of the Week on 7/29 after hitting .346 (9-for-26) with four home runs (one multi-HR game) and 11 RBI the week prior.
- Hit two grand slams in a five-game span, on 8/11 (2) vs. Dunedin and 8/14 (2) at Florida.
- Recorded his second five-RBI game of the season after going 2-for-6 with a double and home run on 8/15 at Florida.
- Led all Pirates forwards with 35 home runs and 229 RBI; led MiLB in RBI and tied for fourth in homers.

### 2018

- Began the season with Double-A Altoona and hit .242 (100-for-414) with 29 doubles, 22 home runs and 75 RBI in 112 games.
- Ranked among Double-A Northeast leaders in RBI (2nd), total bases (2nd, 199), extra-base hits (T-2nd, 53), home runs (T-4th), doubles (T-4th), hits (8th) and runs (10th, 62).
- Hit safely in nine of his first 11 games, five of which were multi-hit contests.
- Homered in four consecutive games from 7/3 (1)-6; hit six home runs with 11 RBI in that league-high tying stretch.
- Hit safely in 19 of 23 games from 6/27-7/25, registering a .306 batting average (26-for-85) with seven doubles, 10 home runs, 25 RBI and a 1.126 OPS.
- Hit .313 (15-for-48) with five doubles, one home run and 18 RBI with runners in scoring position and two outs.
- Compiled a .990 fielding percentage (eight errors, 839 total chances) in 929.2 innings at first base; was the Curve's designated hitter for four games.
- Promoted to Indianapolis on 9/20 and went hitless in his Triple-A debut at Omaha on 9/22.
- Homered for his first Triple-A hit on 9/24 at Omaha; went 2-for-4 with a pair of two-run home runs.
- Ranked among Pirates farmhands in home runs (1st, 25), RBI (1st, 81), extra-base hits (1st, 56), doubles (T-1st, 29), total bases (2nd, 214), hits (5th, 106), slugging percentage (6th, .487), runs (T-7th, 66) and OPS (9th, .804).

- Began the season with Single-A West Virginia and hit .200 (30-for-150) in 45 games.
- Hit safely in 10 of 11 games from 4/20-5/1, half of which were two-hit contests, with a .357 batting average (15-for-42).
- Transferred to Rookie-Advanced Bristol on 6/8 and hit .233 (52-for-223) in 59 games through the end of the season.
- Hit his first career grand slam on 6/28 at Princeton.
- Tabbed five consecutive multi-hit games from 7/16-21, including a four-hit game on 7/21 vs. Kingsport.
- Went 4-for-6 with four runs, a double, two home runs and career-high six RBI on 8/17 at Burlington.

### 2017

- Began the season with GCL Pirates and hit .307 (39-for-127) with 11 home runs and 22 RBI in 39 games.
- Began a career-high 12-game hitting streak on 7/14 and hit .488 (20-for-41) with six doubles, seven home runs and 15 RBI through 8/2.
- Went 4-for-4 with a double, home run and three RBI on 7/17 at GCL Tigers West.
- Logged his first career two-homer game on 7/20 at GCL Blue Jays.
- Mason Neil Martin.
- Is a 2017 graduate of Southridge (Kennewick, Wash.) High School, where he played first base and batted .557 with nine doubles, five homers and 30 RBI as a senior.
- Was named First-Team Mid-Columbia Conference in 2017.
- Also played quarterback on his high school football team.
- Was ranked by *Baseball America* as the fifth-best prospect in the state of Washington in the 2017 MLB Draft (was announced as a right fielder in the draft).
- Passed on commitment to play college baseball at Gonzaga (Spokane, Wash.) University.
- Father, Chad, is a professional body builder and a member of the National Body Builder's Hall of Fame.

- Spent the entire season with GCL Pirates and hit .307 (39-for-127) with 11 home runs and 22 RBI in 39 games.
- Began a career-high 12-game hitting streak on 7/14 and hit .488 (20-for-41) with six doubles, seven home runs and 15 RBI through 8/2.
- Went 4-for-4 with a double, home run and three RBI on 7/17 at GCL Tigers West.
- Logged his first career two-homer game on 7/20 at GCL Blue Jays.

## PERSONAL


- Mason Neil Martin.
- Is a 2017 graduate of Southridge (Kennewick, Wash.) High School, where he played first base and batted .557 with nine doubles, five homers and 30 RBI as a senior.
- Was named First-Team Mid-Columbia Conference in 2017.
- Also played quarterback on his high school football team.
- Was ranked by *Baseball America* as the fifth-best prospect in the state of Washington in the 2017 MLB Draft (was announced as a right fielder in the draft).
- Passed on commitment to play college baseball at Gonzaga (Spokane, Wash.) University.
- Father, Chad, is a professional body builder and a member of the National Body Builder's Hall of Fame.

## SINGLE-GAME HIGHS/MISCELLANEOUS

Hits	Home Runs	Grand Slams	Runs	Walks
4 (4x), MR: 4/16/22 @ St. Paul (AAA)	2 (9x), MR: 9/24/21 @ Omaha (AAA)	4, MR: 8/14/19 (2) @ Florida (A+)	4 (2x), MR: 8/17/18 @ Burlington (R+)	3 (6x), MR: 8/7/22 vs. Louisville (AAA)
Hit Streak	RBI	Multi-homer Games	Stolen Bases	Strikeouts
12, 7/14-8/2/17 (R)	6, 8/17/18 @ Burlington (R+)	9, MR: 9/24/21 @ Omaha (AAA)	1 (2x), MR: 8/20/22 vs. Iowa (AAA)	5, 8/25/18 @ Elizabethton (R+)

## CAREER BATTING STATS

YEAR	TEAM	LG	LVL	ORG	AVG	G	AB	R	H	2B	3B	HR	RBI	BB	IBB	SO	SB	CS	OBP	SLG	OPS	HBP	SAC	SF	GIDP
2017	GCL Pirates	GCL	R	PIT	.307	39	127	37	39	8	0	11	22	32	4	41	2	2	.457	.630	1.087	4	2	1	1
2018	WV Power	SAL	A	PIT	.200	45	150	16	30	8	0	4	18	18	0	62	1	1	.302	.333	.634	4	1	0	1
2018	Bristol	APP	R+	PIT	.233	59	223	42	52	10	1	10	40	42	1	87	2	2	.357	.422	.778	2	0	2	6
2019	Greensboro	SAL	A	PIT	.262	82	301	58	79	19	3	23	83	46	1	103	8	3	.361	.575	.935	3	0	5	0
2019	Bradenton	FSL	A+	PIT	.239	49	176	32	42	13	1	12	46	22	0	65	0	1	.333	.528	.862	3	0	0	1
DID NOT PLAY – PITTSBURGH'S ALTERNATE TRAINING SITE																									
2020	Altoona	NE	A	PIT	.242	112	414	62	100	29	2	22	75	38	2	161	0	2	.318	.481	.799	12	0	7	3
2021	Indianapolis	E AAA	PIT	.240	8	25	4	6	0	0	3	6	1	0	10	0	1	.296	.600	.896	1	0	0	1	
2022	Indianapolis	INT AAA	PIT	.210	134	481	62	101	29	5	19	74	52	3	194	12	3	.287	.410	.697	2	0	6	6	
<b>Triple-A Totals</b>																									
.211 142 506 66 107 29 5 22 80 53 3 204 12 4 287 419 .706 3 0 6 7																									
<b>Minor League Totals</b>																									
.237 528 1897 313 449 116 12 104 364 251 11 723 25 14 332 475 .807 31 3 21 19																									



# MARK MATHIAS

UTIL

Born: 8/2/94 in Santa Clara, Calif.  
MLB Debut: 8/4/20 (ML) vs. CWS  
Height/Weight: 6-0/200  
Twitter: @markmathias\_12

Opening Day Age: 28  
ML Service: 1.153  
Bats/Throws: R/R  
Instagram: @mathias.12

Acquired: Trade (TEX) on 3/8/23 in exchange for cash  
2023 Baseball America Ranking (PIT): N/A  
2023 MLB Pipeline Ranking (PIT): N/A

## BA PROSPECT RANKINGS

MLB:  
Org: CLE -- #25 ('18), #13 ('17), #13 ('16)  
Tools:

## AWARDS & HONORS

MLB.com Organization All-Star (2018, '16) CAR All-Star (Post, 2016)

## TRANSACTIONS

- Selected by CLE (3rd round, 93rd overall) in the 2015 First-Year Player Draft.
- Traded to MIL from CLE on Nov. 20, 2019 in exchange for C Andrés Meléndez.
- Had his contract first selected by MIL on Nov. 20, 2019.
- Traded to TEX from MIL on Aug. 2, 2022 with LHP Antoine Kelly in exchange for RHP Matt Bush.
- Traded to PIT from TEX on March 8, 2023 in exchange for cash.

## CAREER SUMMARY

### 2022

- Spent most of the season in Triple-A with Nashville and Round Rock; hit .322 (64-for-199) with 20 extra-base hits and 34 RBI in 58 total games.
- Launched his second career grand slam on 4/30 at St. Paul.
- Recalled by Milwaukee on 5/24 for his first of two big-league stints with the club; hit .125 (2-for-16) in six total games.
- Launched his first major league home run, a two-run shot off LHP Patrick Corbin, on 6/11 at Washington.
- Traded to Texas on 8/2 and was recalled on 8/16 after hitting safely in six of eight games with Round Rock; hit .277 (18-for-65) with five home runs in 24 games through the end of the season.

### 2021

- Underwent season-ending surgery on a torn labrum in his right shoulder on 5/4 and spent the entire campaign on the 60-day injured list.

### 2020

- Earned his first career callup on 8/3 and made his major league debut as a pinch runner the next day vs. Chicago (AL).
- Served as Milwaukee's starting left fielder on 8/5 at Chicago (AL) and went 1-for-3 with the only run scored of the game in a 1-0 win; singled off LHP Dallas Keuchel in the third inning for his first MLB hit.
- Joined Geoff Jenkins (1998 off Orel Hershiser) as the only players in franchise history to get their first big-league hit off a former Cy Young Award winner.
- Appeared in 16 total games with Milwaukee, hitting .278 (10-for-36) with three doubles and four RBI.

### 2019

- Spent the entire season with Triple-A Columbus and hit .269 (111-for-412) with 31 doubles, which tied for the fifth-most in the International League.
- Drove in a career-high six RBI with a pair of doubles and a walk on 4/19 at Toledo.
- Hit .358 (29-for-81) with a 1.041 OPS in May; ranked among IL leaders for the month in batting average (4th), on-base percentage (8th, .411), slugging percentage (9th, .630) and OPS (9th).

### 2018

- Spent the entire season with Double-A Akron and hit .232 (92-for-397) with 25 doubles, three triples and eight home runs in 117 games.
- Launched a go-ahead grand slam, the first of his career, in the sixth inning on 7/1 vs. Altoona.

### 2017

- Spent the entire season with Akron and hit .212 (22-for-104) with seven extra-base hits in 35 games.
- Placed on the 7-day injured list with left shoulder soreness on 7/4 and was sidelined for the remainder of the season.

### 2016

- Spent most of the season with High-A Lynchburg and hit .274 (117-for-427) with 45 extra-base hits and 60 RBI in 115 games to be named a Carolina League postseason All-Star.
- Hit safely in a career-high 14 consecutive games from 7/5-22 (1) with a .473 batting average (26-for-55), 18 RBI and 17 runs.
- Went 1-for-15 with an RBI double in five games with Akron to end the season.
- Ranked among Carolina League leaders in doubles (3rd, 39), on-base percentage (8th, .359) and runs (9th, 70).

### 2015

- Spent the entire season with Short-Season A Mahoning Valley and hit .282 (69-for-245) with 19 doubles and 32 RBI in 67 games.
- Made his professional debut on 6/21 (2) at West Virginia and went 0-for-4; went 2-for-5 with an RBI the next day for his first professional hit.
- Was a home run sty of the cycle after logging a career-high four hits for the first time on 7/18 at Williamsport.
- Tied his four-hit mark on 9/2 at Auburn with a career-high six RBI while finishing a double shy of the cycle.
- Ranked among New York-Penn League leaders in doubles (1-3rd), walks (4th, 35), extra-base hits (6th, 24), total bases (9th, 100), on-base percentage (10th, .382) and OPS (10th, .790).

## PERSONAL

- Mark Andrew Mathias (pronounced "muh-THIGH-us")
- Graduated from Irvington (Calif.) High School, where he played freshman football in addition to baseball.
- Attended Cal Poly San Luis Obispo, where he was named Big West Conference Field Player of the Year as a sophomore.
- His favorite player growing up was Derek Jeter.
- Enjoys golf, fishing, music, pilates and spending time with his family.

## SINGLE-GAME HIGHS/MISCELLANEOUS

<b>Hits</b> 4 (3x), MR: 5/14/19 @ Pawtucket (AAA)	<b>Home Runs</b> 2, 9/13/22 vs. Oakland (AL)	<b>Grand Slams</b> 2, MR: 4/30/22 @ St. Paul (AAA)	<b>Runs</b> 3 (8x), MR: 9/13/22 vs. Oakland (AL)	<b>Walks</b> 3 (7x), MR: 7/22/22 @ Louisville (AAA)
<b>Hit Streak</b> 14, 7/5-22/16 (1) (A+)	<b>RBI</b> 6 (2x), MR: 4/19/19 @ Toledo (AAA)	<b>Multi-homer Games</b> 1, MR: 9/13/22 vs. Oakland (AL)	<b>Stolen Bases</b> 2 (3x), MR: 8/4/22 @ Sugar Land (AAA)	<b>Strikeouts</b> 4 (4x), MR: 9/18/22 @ Tampa Bay (AL)

## CAREER BATTING STATS

YEAR	TEAM	LG	LVL	ORG	AVG	G	AB	R	H	2B	3B	HR	RBI	BB	IBB	SO	SB	CS	OBP	SLG	OPS	HBP	SAC	SF	GIDP
2015	Mahoning Valley	NYP	A-	CLE	.282	67	245	38	69	19	3	2	32	35	0	36	5	4	.382	.408	.790	8	1	5	5
2016	Lynchburg	CAR	A+	CLE	.274	115	427	70	117	39	1	5	60	48	0	87	9	1	.359	.405	.764	10	2	3	8
2016	Akron	EAS	AA	CLE	.067	5	15	1	1	0	0	1	1	0	4	0	6	5	.429	.517	.946	1	0	1	2
2017	Akron	EAS	AA	CLE	.212	35	104	17	22	5	1	1	13	13	0	34	4	0	.328	.308	.636	6	0	2	3
2018	Akron	EAS	AA	CLE	.232	117	397	65	92	25	3	8	45	59	2	94	11	2	.338	.370	.708	9	3	8	5
2019	Columbus	INT	AAA	CLE	.269	115	412	62	111	31	2	12	59	51	0	91	13	2	.355	.442	.797	7	2	6	8
2020	MILWAUKEE	NL	MLB	MIL	.278	16	36	2	10	3	0	0	4	0	0	7	1	0	.278	.361	.639	0	0	0	0
2021	DID NOT PLAY - INJURY																								
2022	Nashville	INT	AAA	MIL	.318	50	170	20	54	8	1	8	30	27	1	48	8	3	.421	.518	.939	4	0	1	5
2022	MILWAUKEE	NL	MLB	MIL	.125	6	16	2	2	0	0	1	4	0	0	4	1	0	.118	.313	.431	0	0	1	0
2022	Round Rock	PCL	AAA	TEX	.345	8	29	7	10	2	0	1	4	0	0	9	5	0	.429	.517	.946	1	0	1	2
2022	Texas	AL	MLB	TEX	.277	24	65	11	18	3	0	5	16	9	0	26	2	0	.365	.554	.919	0	0	0	0
	Major League Totals				.256	46	117	15	30	6	0	6	24	9	0	37	4	0	.377	.466	.843	12	2	8	15
	Triple-A Totals				.286	173	611	89	175	41	3	21	93	82	1	148	26	5	.377	.466	.843	12	2	8	15
	Minor League Totals				.265	512	1799	280	476	130	11	37	244	238	3	405	55	12	.360	.411	.771	45	8	26	36



# CRISTOFER MELENDEZ

RHP

**Born:** 9/16/97 in Azua, D.R.  
**MLB Debut:** N/A  
**Height/Weight:** 6-3/245  
**Twitter:** N/A

**Opening Day Age:** 25  
**ML Service:** 0.000  
**Bats/Throws:** R/R  
**Instagram:** @cristofermldz

**Acquired:** Trade (SD) on 12/13/18 in exchange for cash  
**2023 Baseball America Ranking (PIT):** N/A  
**2023 MLB Pipeline Ranking (PIT):** N/A

## TRANSACTIONS

- › Signed by HOU as a non-drafted free agent on **July 7, 2014**.
- › Released by HOU on **Aug. 25, 2017**.
- › Signed by CWS as a minor league free agent on **Apr. 3, 2018**.
- › Selected by SD from CWS in the Triple-A phase of the Rule 5 Draft on **Dec. 13, 2018**.
- › Traded to PIT from SD on **Dec. 13, 2018** in exchange for cash.

## CAREER SUMMARY

### 2022

- › Began the season on Indianapolis' Opening Day roster and appeared in 26 games with a 2-4 record, 4.83 ERA (17er/31.2ip) and 43 strikeouts.
- › Converted his first Triple-A save on 4/30 at Iowa with one walk allowed in a hitless ninth inning.
- › Struck out a season-high five batters on 5/19 (2) vs. Toledo and earned the win with just two baserunners allowed in 2.0 scoreless innings.
- › Surrendered four runs off five walks and a hit batter while recording just one out on 7/1 at Nashville.
- › Transferred to Double-A Altoona on 7/12 and did not allow a run in his first four appearances (4.2ip) with six strikeouts.
- › Made his first start since 2018 on 8/18 vs. Harrisburg and did not allow a hit over 2.0 innings.
- › Was placed on the 7-day IL on 8/23 (retroactive to 8/20) following his start and was sidelined for the remainder of the season with a shoulder injury.

### 2021

- › Began the season with High-A Greensboro and registered a 2.00 ERA (2er/9.0ip) and 13 strikeouts in six appearances through the month of May.
- › Fanned a season-high five batters in his season debut on 5/6 vs. Hickory.
- › Promoted to Altoona on 6/1 and went 3-3 with seven saves, a 4.41 ERA (16er/32.2ip), 39 strikeouts and .179 batting average against in 28 appearances through the remainder of the season.
- › Did not allow a hit through his first three Double-A appearances with a pair of saves.
- › Went 1-1 with just two unearned runs allowed, a 1.00 WHIP and .148 batting average against in seven appearances in June.
- › Tossed 8.0 consecutive scoreless innings across seven appearances from 7/6-29.
- › Did not allow a homer from over his final 19 appearances from 7/10-9/15.

### 2019

- › Spent the entire season with Single-A Greensboro and went 2-3 with a 5.13 ERA (27er/47.1ip) and 76 strikeouts in 28 games.
- › Rebounded from registering a 8.00 ERA (8er/9.0ip) in May to a 1.69 ERA (2er/10.2ip) and 19 strikeouts in June.

### 2018

- › Spent the entire season with DSL White Sox and went 4-4 with a 1.54 ERA (12er/70.1ip), 93 strikeouts, 0.95 WHIP and .158 batting average against in 15 games (11 starts).
- › Led the DSL in strikeouts while also ranking among league leaders in batting average against (2nd) and ERA (6th).
- › Struck out seven-plus batters in four consecutive games, bookended by double-digit strikeout performances on 7/18 at DSL Reds (10) and 8/4 at DSL Orioles (career-high 11).

### 2017

- › Spent the entire season with DSL Astros Orange and went 0-3 with a 7.68 ERA (31er/36.1ip) in 17 games (three starts).
- › Converted all three of his save opportunities.
- › Did not allow an earned run in five consecutive appearances (6.2ip) with seven strikeouts from 8/7 (2)-18 (1).
- › Registered a 2.08 ERA (2er/8.2ip) with two saves in six August appearances.

### 2016

- › Spent the entire season with DSL Astros Orange and went 4-2 with a 3.86 ERA (15er/35.0ip) in 14 games.
- › Won a career-high four consecutive decisions across five games from 6/6-24 with a 1.64 ERA (2er/11.0ip).
- › Converted his first career save opportunity with one walk and one strikeout in a scoreless inning of work on 7/18 vs. DSL Mets.

### 2015

- › Spent the entire season with DSL Astros Blue and went 2-4 with a 2.78 ERA (7er/22.2ip) in 17 appearances.
- › Made his professional debut on 6/4 at DSL Royals and struck out one of three batters faced.
- › Eamed his first professional win on 6/30 vs. DSL Rays (1.0ip, 1h).
- › Allowed just two earned runs in his final eight outings (9.1ip).

## PERSONAL


- › Cristofer Melendez.

## SINGLE-GAME HIGHS/MISCELLANEOUS

Complete Games		Winning Streak		Hits Allowed		Strikeouts	
N/A		4, 6/6-24/16 (R)		6 (2x), MR: 7/5/18 @ DSL Reds (R)		11, 8/4/18 @ DSL Orioles (R)	
Shutouts		Losing Streak		Earned Runs Allowed		10+ Strikeout Games	
N/A		3 (4x), MR: 5/25 (2)-6/23/22 (AAA)		8, 6/27/17 @ DSL Cubs (R)		2, MR: 8/4/18 @ DSL Orioles (R)	
Innings (Start)		Innings (Relief)		Home Runs Allowed		Walks	
7.0, 7/24/18 @ DSL Orioles (R)		5.0, 7/18/18 @ DSL Reds (R)		1 (17x), MR: 7/31/22 @ Bowie (AA)		5 (2x), MR: 7/1/22 @ Nashville (AAA)	

## CAREER PITCHING STATS

YEAR	TEAM	LG	LVL	ORG	W-L	ERA	G-GS	CG	SHO	SV-SVO	IP	H	R	ER	HR	HB	BB-IBB	SO	WHIP	AVG	AB
2015	DSL Astros B	DSL	R	HOU	2-4	2.78	17-0	0	0	0-0	22.2	20	10	7	1	5	14-1	19	1.50	.244	82
2016	DSL Astros O	DSL	R	HOU	4-2	3.86	14-0	0	0	2-3	35.0	34	17	15	1	6	18-0	35	1.49	.252	135
2017	DSL Astros O	DSL	R	HOU	0-3	7.68	17-3	0	0	3-3	36.1	37	39	31	2	10	27-0	32	1.76	.259	143
2018	DSL White Sox	DSL	R	CWS	4-4	1.54	15-11	0	0	0-0	70.1	39	22	12	1	6	28-0	93	0.95	.158	247
2019	Greensboro	SAL	A	PIT	2-3	5.13	28-0	0	0	1-4	47.1	35	29	27	4	7	26-0	76	1.29	.203	172
2020										DID NOT PLAY											
2021	Greensboro	E	A+	PIT	0-0	2.00	6-0	0	0	7-10	32.2	21	21	16	2	4	18-2	39	1.19	.179	117
2021	Altoona	NE	AA	PIT	3-3	4.41	28-0	0	0	7-10	32.2	21	21	16	2	4	18-2	39	1.19	.179	117
2022	Indianapolis	INT	AAA	PIT	2-4	4.83	26-0	0	0	1-4	31.2	21	20	17	4	3	28-0	43	1.55	.189	111
2022	Altoona	EAS	AA	PIT	1-0	5.23	8-1	0	0	0-0	10.1	7	6	6	1	0	9-0	14	1.55	.200	31
<b>Triple-A Totals</b>					<b>2-4</b>	<b>4.83</b>	<b>26-0</b>	<b>0</b>	<b>0</b>	<b>1-4</b>	<b>31.2</b>	<b>21</b>	<b>20</b>	<b>17</b>	<b>4</b>	<b>3</b>	<b>28-0</b>	<b>43</b>	<b>1.55</b>	<b>.189</b>	<b>111</b>
<b>Minor League Totals</b>					<b>18-23</b>	<b>4.05</b>	<b>159-15</b>	<b>0</b>	<b>0</b>	<b>16-26</b>	<b>295.1</b>	<b>220</b>	<b>166</b>	<b>133</b>	<b>17</b>	<b>41</b>	<b>170-3</b>	<b>364</b>	<b>1.32</b>	<b>.205</b>	<b>1074</b>



# CAL MITCHELL

OF

**Born:** 3/8/99 in San Diego, Calif.  
**MLB Debut:** 5/24/22 (PIT) vs. COL  
**Height/Weight:** 6-0/220  
**Twitter:** @CalMitchell14

**Opening Day Age:** 24  
**ML Service:** 0.096  
**Bats/Throws:** L/L  
**Instagram:** @calvin.mitch

**Acquired:** Selected by PIT in 2nd round (50th overall) of the 2017 First-Year Player Draft  
**2023 Baseball America Ranking (PIT):** N/A  
**2023 MLB Pipeline Ranking (PIT):** N/A

## BA PROSPECT RANKINGS

**MLB:**  
 Org: PIT – #32 ('22), #25 ('21), #14 ('20), #8 ('19), #14 ('18)  
**Tools:**

## TRANSACTIONS

- Selected by PIT (2nd round, 50th overall) in the 2017 First-Year Player Draft.
- Had his contract first selected by PIT on **May 24, 2022**.

## AWARDS & HONORS

FSL Player of the Week (7/22/19)  
 FSL All-Star Game Top Star (2019)

FSL All-Star (Mid, 2019)  
 SAL All-Star (Mid/Post, 2018)

SAL Player of the Week (4/23/18)

## CAREER SUMMARY

### 2022

- Began the season on Indianapolis' Opening Day roster and immediately kicked off a seven-game RBI streak which was tied for the fourth-longest streak in the International League over the season.
- Launched his first Triple-A home run on Opening Night, 4/5 vs. Omaha, and hit three home runs in his first nine games.
- Hit safely in 14 of 16 games with Indy from 5/4-22 with a .308 batting average (20-for-65), six extra-base hits and 14 RBI.
- Went 2-for-4 with a pair of home runs and four RBI on 5/13 at Charlotte; his second home run was a game-winning, two-run shot in the top of the 10th inning.
- Had his contract selected by Pittsburgh on 5/24 and made his major league debut that night vs. Colorado; went 1-for-4 with an RBI single off LHP Kyle Freeland.
- Hit safely in his first four MLB games with two doubles and two RBI.
- Launched his first major league home run off RHP Zac Gallen on 6/5 vs. Arizona; homered again in his next game played two days later vs. Detroit.
- Appeared in 69 total games across three different stints with Pittsburgh and hit .226 (48-for-212) with 11 doubles and five home runs.
- Hit safely in a career-high tying 13 consecutive games across two Triple-A stints from 7/7-8/17 with a .327 batting average (16-for-49) and six extra-base hits.
- Hit .375 (24-for-64) with a 1.126 OPS in 17 August games with Indianapolis.
- Registered a .395 batting average (45-for-114) with runners on base and went 5-for-9 with 10 RBI with the bases loaded in Triple-A.
- Despite only appearing in 63 total games with Indianapolis, ranked in the top five among team leaders with 49 RBI (4th), 80 hits (5th), 18 doubles (5th), 129 total bases (5th) and nine home runs (T-5th).

### 2021

- Began the season with Double-A Altoona and hit .280 (107-for-382) with 19 doubles, one triple, 12 home runs and 61 RBI in 108 games.
- Hit safely in nine consecutive games from 5/20-30 with a .382 batting average (13-for-34) and 1.047 OPS.
- Homered twice with four RBI for his first career multi-home run game on 6/30 at Hartford.
- Hit .319 (29-for-91) with a .571 slugging percentage and .938 OPS in June.
- Recorded a career-high five-hit game on 8/24 vs. Richmond with a season-high five RBI.
- Ranked among Double-A Northeast leaders in hits (4th), batting average (8th) and RBI (9th).
- Hit .303 (56-for-185) with five home runs in 53 home games; hit .259 (51-for-197) with seven home runs on the road.
- Spent 80 games in the sixth spot of Altoona's lineup and hit .312 (91-for-292) with 28 extra-base hits in those contests.
- Hit .636 (7-for-11) with the bases loaded.
- Promoted to Indianapolis on 9/20 and made his Triple-A debut on 9/23; hit safely in his first four games with Indy.
- Compiled a .984 fielding percentage (three errors, 188 total chances) in 815.2 innings in right field between Altoona and Indianapolis.

### 2019

- Spent the entire season with Single-A Bradenton and hit .251 (113-for-451) with 15 home runs and 64 RBI in 118 games.
- Was a home run shy of the cycle and went 4-for-5 with two RBI on 5/7 at Clearwater.
- Hit safely in seven of eight games from 5/3-11 (1) with four multi-hit performances a .419 batting average (13-for-31) and 10 RBI.
- Was selected as a Florida State League All-Star after hitting .279 (67-for-240) before the break.
- Went 2-for-4 with a pair of doubles in the leadoff spot of the FSL South All-Stars lineup to be named the game's Top Star.
- Named the FSL Player of the Week on 7/22 after slashing .500/.571/.1.167 with two grand slams and a single-game best seven RBI the week prior.
- Notched three consecutive multi-hit games from 7/20-22 with five extra-base hits and nine RBI.

### 2018

- Spent the entire campaign with Single-A West Virginia and hit .280 (124-for-443) with 10 home runs and 65 RBI.
- Hit safely in 13 consecutive games from 4/14-27 with a .453 batting average (24-for-53); notched a pair of four-hit games (4/21, 4/27) during that span.
- Was named the South Atlantic League Player of the Week on 4/23 after registering five multi-hit games the week prior.
- Hit .429 (15-for-35) during a nine-game hitting streak from 5/29-6/8 (1).
- Named as a SAL midseason All-Star after hitting .316 (74-for-234) before the break.
- Notched a .985 fielding percentage in 846.1 innings in right field (three errors, 201 total chances), his highest fielding percentage at a single position when logging over 300.0 innings.
- Ranked among SAL leaders in batting average (7th), doubles (T-8th, 29), OBP (9th, 34) and hits (9th) to be named to the postseason All-Star team.
- Ranked as the SAL's No. 11 prospect by *Baseball America* after the season.

### 2017

- Spent the entire season with GCL Pirates and hit .245 (39-for-159) in 43 games.
- Notched his first professional hit in his debut on 6/26 vs. GCL Tigers and his first home run two days later vs. GCL Braves.

## PERSONAL


- Calvin David Mitchell.
- Is a 2017 graduate of Rancho Bernardo (San Diego) High School, the same high school as former Pirates pitcher Trevor Williams.
- Was a 2017 Rawlings-Perfect Game first-team All-American and California All-Region first-team selection.
- Hit .369 with 11 home runs and 34 RBI in 34 games during his senior year at Rancho Bernardo.
- Was ranked by MLB Pipeline as the 79th-best available prospect in the 2017 draft.

## SINGLE-GAME HIGHS/MISCELLANEOUS

Hits	Home Runs	Grand Slams	Runs	Walks
5, 8/24/21 vs. Richmond (AA)	2 (2x), MR: 5/13/22 @ Charlotte (AAA)	2, MR: 7/21/19 @ Tampa (A+)	3, 6/30/21 @ Hartford (AA)	3 (3x), MR: 4/24/22 vs. Columbus (AAA)
Hit Streak	RBI	Multi-homer Games	Stolen Bases	Strikeouts
13 (2x), MR: 7/7-8/17/22 (AAA)	7, 7/21/19 @ Tampa (A+)	2, MR: 5/13/22 @ Charlotte (AAA)	2, 4/7/22 (2) vs. Omaha (AAA)	3 (22x), MR: 9/18/22 @ New York (NL)

## CAREER BATTING STATS

YEAR	TEAM	LG	LVL	ORG	AVG	G	AB	R	H	2B	3B	HR	RBI	BB	IBB	SO	SB	CS	OBP	SLG	OPS	HBP	SAC	SF	GIDP
2017	GCL Pirates	GCL	R	PIT	.245	43	159	17	39	11	0	2	20	24	4	35	2	3	.351	.352	.704	2	0	0	2
2018	WV Power	SAL	A	PIT	.280	119	443	55	124	29	3	10	65	41	3	109	4	5	.344	.427	.771	5	1	5	9
2019	Bradenton	FSL	A+	PIT	.251	118	451	54	113	21	2	15	64	32	2	142	1	1	.304	.406	.710	5	0	5	5
2020																									
2021	Altoona	NE	AA	PIT	.280	108	382	43	107	19	1	12	61	24	1	71	6	7	.330	.429	.759	7	0	5	6
2021	Indianapolis	E	AAA	PIT	.250	7	20	1	5	1	0	1	0	4	0	0	0	0	.286	.300	.586	1	0	0	1
2022	Indianapolis	INT	AAA	PIT	.339	63	236	33	80	18	2	9	49	17	1	38	8	1	.391	.547	.938	5	0	3	3
2022	PITTSBURGH	NL	MLB	PIT	.226	69	212	21	48	11	0	5	17	18	0	52	3	1	.286	.349	.635	0	1	1	3
	<b>Major League Totals</b>				<b>.226</b>	<b>69</b>	<b>212</b>	<b>21</b>	<b>48</b>	<b>11</b>	<b>0</b>	<b>5</b>	<b>17</b>	<b>18</b>	<b>0</b>	<b>52</b>	<b>3</b>	<b>1</b>	<b>.286</b>	<b>.349</b>	<b>.635</b>	<b>0</b>	<b>1</b>	<b>1</b>	<b>3</b>
	<b>Triple-A Totals</b>				<b>.332</b>	<b>70</b>	<b>256</b>	<b>34</b>	<b>85</b>	<b>19</b>	<b>2</b>	<b>9</b>	<b>50</b>	<b>17</b>	<b>1</b>	<b>42</b>	<b>8</b>	<b>1</b>	<b>.383</b>	<b>.527</b>	<b>.910</b>	<b>6</b>	<b>0</b>	<b>3</b>	<b>4</b>
	<b>Minor League Totals</b>				<b>.277</b>	<b>458</b>	<b>1691</b>	<b>203</b>	<b>468</b>	<b>99</b>	<b>8</b>	<b>48</b>	<b>260</b>	<b>138</b>	<b>11</b>	<b>399</b>	<b>21</b>	<b>17</b>	<b>.337</b>	<b>.430</b>	<b>.767</b>	<b>25</b>	<b>1</b>	<b>18</b>	<b>26</b>



# CARMEN MLODZINSKI

RHP

**Born:** 2/19/99 in Hilton Head Island, S.C.

**MLB Debut:** N/A

**Height/Weight:** 6-2/220

**Twitter:** @Carm\_Mlodzinski

**Opening Day Age:** 24

**ML Service:** 0.000

**Bats/Throws:** R/R

**Instagram:** @cmlozdinski

**Acquired:** Selected by PIT in 1st round (31st overall) in the 2020 First-Year Player Draft

**2023 Baseball America Ranking (PIT):** No. 22

**2023 MLB Pipeline Ranking (PIT):** No. 25

## BA PROSPECT RANKINGS

MiLB:  
Org: PIT – #22 ('23), #10 ('22), #12 ('21)  
Tools:

## TRANSACTIONS

Selected by PIT (1st round, 31st overall) in the 2020 First-Year Player Draft.

## CAREER SUMMARY

### 2022

- Spent the entire season with Double-A Altoona and went 6-8 with a 4.78 ERA (56r/105.1ip) and 111 strikeouts in 27 games (22 starts).
- Lost a career-high four consecutive decisions across 13 games (12 starts) from 4/8-6/23 with a 4.50 ERA (24r/48.0ip).
- Placed on the 7-day injured list with a shoulder injury on 5/12 (retro to 5/11); reinstated on 5/19.
- Earned his first win of the season on 6/29 vs. Harrisburg with eight strikeouts over a career-high tying 6.0 innings.
- Registered a 2.61 ERA (6er/20.2ip) with 23 strikeouts, 1.06 WHIP and .187 batting average against in five June games (four starts) for his best month of the season.
- Won a career-high three consecutive decisions across his final four starts of the season with a 3.15 ERA (7er/20.0ip).
- Went 6-3 when tossing at least 5.0 innings.

### 2021

- Spent most of the season with High-A Greensboro and went 2-3 with a 3.93 ERA (22er/50.1ip) and 64 strikeouts in 14 starts.
- Made his professional debut on 5/9 vs. Hickory and tossed 3.0 hitless innings with one walk and four strikeouts.
- Earned his first win on 5/30 vs. Wilmington with 5.0 hitless innings and eight strikeouts.
- Fanned a career-high nine batters in his first career quality start (6.0ip, 2h, 1r, 1er, 1hr) on 6/26 vs. Greenville.
- Placed on the 7-day injured list with a right shoulder injury on 7/12; reinstated on 8/14.
- Allowed one hit over 2.0 scoreless innings in his return from the injured list on 8/15 (1) at Winston-Salem.
- Spent another week on the 7-day injured list from 9/9-16.
- Surrendered seven earned runs in 30.2 innings at home with Greensboro (2.05 ERA); gave up 15 earned runs in 19.2 innings on the road (6.86 ERA).
- Promoted to Indianapolis on 9/30 and took the loss out of the bullpen on 10/3 vs. Nashville (2.0ip, 3h, 2r, 1er, 2bb, 2k).

### PERSONAL


- Carmen Alexander Mlodzinski (pronounced "mah-JINSK-ee").
- Grew up playing shortstop before beginning to pitch during his junior year at Hilton Head (S.C.) High School.
- Was a Rawlings Perfect Game honorable mention All-American and Atlantic All-Region first-team in 2017.
- Was ranked as the top prep player in the state of South Carolina in 2017 by Perfect Game and was the South Carolina 4A Player of the Year in 2017.
- Was a *Baseball America* Top 500 prospect for the 2017 First-Year Player Draft.
- Was rated by MLB Pipeline as the No. 21 prospect in the 2020 First-Year Player Draft.
- Went 2-0 with a 2.15 ERA (7er/29.1ip) and 40 strikeouts in six starts while pitching for the Falmouth Commodores in the Cape Cod League in 2019.
- Was tabbed as the top pitching prospect in the Cape Cod League in 2019 by *Baseball America*.
- Attended the University of South Carolina (Columbia) and made three starts in 2019 as the team's No. 1 starter before suffering a broken left foot that ended his season on 3/1.
- Went 2-1 with a 2.84 ERA (8er/25.1ip) and 22 strikeouts in four starts as a redshirt sophomore in 2020 at the University of South Carolina.
- Was one of 55 players named to the 2020 preseason Golden Spikes Award (nation's top amateur player) watch list.
- Became the highest member of the Gamecocks selected in the draft since Clarke Schmidt went 16th overall to New York (AL) in 2017.
- Plays the guitar and piano.

## SINGLE-GAME HIGHS/MISCELLANEOUS

Complete Games		Winning Streak		Hits Allowed		Strikeouts	
N/A		3, 8/30-9/16/22 (AA)		9 (2x), MR: 8/18/22 vs. Harrisburg (AA)		9, 6/26/21 vs. Greenville (A+)	
Shutouts		Losing Streak		Earned Runs Allowed		10+ Strikeout Games	
N/A		4, 4/8-6/23/22 (AA)		5 (4x), MR: 8/18/22 vs. Harrisburg (AA)		N/A	
Innings (Start)		Innings (Relief)		Home Runs Allowed		Walks	
6.0 (4x), MR: 8/30/22 vs. Akron (AA)		5.1, 8/6/22 (2) vs. Akron (AA)		2 (2x), MR: 8/21/21 vs. Bowling Green (A+)		5, 4/21/22 (1) vs. New Hampshire (AA)	

## CAREER PITCHING STATS

YEAR	TEAM	LG	LVL	ORG	W-L	ERA	G-6S	CG	SHO	SV-SVO	IP	H	R	ER	HR	HB	BB-IBB	SO	WHIP	AVG	AB
2021	Greensboro	E	A+	PIT	2-3	3.93	14-14	0	0	0-0	50.1	45	26	22	7	2	20-0	64	1.29	.237	190
2021	Indianapolis	E	AAA	PIT	0-1	4.50	1-0	0	0	0-0	2.0	3	2	1	0	0	2-0	2	2.50	.333	9
2022	Altoona	EAS	AA	PIT	6-8	4.78	27-22	0	0	0-0	105.1	109	63	56	10	3	40-0	111	1.41	.267	409
<b>Triple-A Totals</b>					<b>0-1</b>	<b>4.50</b>	<b>1-0</b>	<b>0</b>	<b>0</b>	<b>0-0</b>	<b>2.0</b>	<b>3</b>	<b>2</b>	<b>1</b>	<b>0</b>	<b>0</b>	<b>2-0</b>	<b>2</b>	<b>2.50</b>	<b>.333</b>	<b>9</b>
<b>Minor League Totals</b>					<b>8-12</b>	<b>4.51</b>	<b>42-36</b>	<b>0</b>	<b>0</b>	<b>0-0</b>	<b>157.2</b>	<b>157</b>	<b>91</b>	<b>79</b>	<b>17</b>	<b>5</b>	<b>62-0</b>	<b>177</b>	<b>1.39</b>	<b>.258</b>	<b>608</b>



# DAURI MORETA

RHP

**Born:** 4/15/96 in Comendador, D.R.  
**MLB Debut:** 9/26/21 (CIN) vs. WSH  
**Height/Weight:** 6-2/185  
**Twitter:** N/A

**Opening Day Age:** 26  
**ML Service:** 0.120  
**Bats/Throws:** R/R  
**Instagram:** @daurimoreta15

**Acquired:** Trade (CIN) on 11/18/22 in exchange for INF Kevin Newman  
**2023 Baseball America Ranking (PIT):** N/A  
**2023 MLB Pipeline Ranking (PIT):** N/A

## BA PROSPECT RANKINGS

MLB:  
 Org: CIN – #15 ('22)  
 Tools:

## TRANSACTIONS

- Signed by CIN as a non-drafted free agent on **March 16, 2015**.
- Had his contract first selected by CIN on **Sept. 22, 2021**.
- Traded to PIT from CIN on **Nov. 18, 2022** in exchange for INF Kevin Newman.

## AWARDS & HONORS

MLB.com Organization All-Star (2021)

## CAREER SUMMARY

### 2022

- Began the season on Cincinnati's Opening Day roster and went 0-2 with a 5.40 ERA (23er/38.1ip) and 39 strikeouts in 35 games (one start) across five separate stints.
- Made his first and only career start on 5/7 (2) vs. Pittsburgh and gave up two runs while recording just one out to take the loss.
- Allowed five runs in his first 11 appearances with the Reds; allowed 10 runs over his next five appearances and was optioned to Louisville on 5/12.
- Appeared in 28 total Triple-A games across the course of the season and went 3-4 with a 3.95 ERA (12er/27.1ip) and 28 strikeouts.
- Did not surrender a run over six consecutive appearances (5.2ip) from 5/17-30.
- Returned to the big leagues on 6/19 and did not allow a run over his first five games (5.1ip) with just three hits allowed, one walk and four strikeouts.
- Went on a 7.1-inning scoreless streak with Cincinnati from 7/10-29, beginning with 2.0 no-hit innings and season-high four strikeouts on 7/10 vs. Tampa Bay.
- Earned his first major league save on 7/14 at New York (AL) (0.2ip, 1h).

### 2021

- Began the season with Double-A Chattanooga and went 4-0 with a 1.35 ERA (4er/26.2ip) and 37 strikeouts in 18 games.
- Did not allow an earned run during a four-game winning streak across 11 appearances from 5/14-6/19; registered 28 strikeouts, a 0.52 WHIP and .105 batting average against over 17.1 innings during that stretch.
- Led the Double-A South with a 16.1-inning scoreless streak across 11 appearances from 5/20-6/25.
- Promoted to Louisville on 7/6 and went 2-0 with a 0.68 ERA (2er/26.1ip), 21 strikeouts, 0.68 WHIP and .149 batting average against in 24 outings.
- Did not allow an earned run over his first 22 Triple-A appearances (24.2ip).
- Had his contract selected by Cincinnati on 9/22 and made his MLB debut on 9/26 vs. Washington (1.0ip, 1bb, 1k).
- Struck out Lane Thomas swinging to strand a runner on second base for his first MLB strikeout.
- Allowed just one run over 3.2 big-league innings with four strikeouts through the end of the season.

### 2019

- Spent the entire season with High-A Daytona Beach and went 1-0 with a 2.35 ERA (15er/57.1ip), 64 strikeouts and 0.96 WHIP in 35 games.
- Earned his lone win of the season with 2.2 hitless innings and his first of two consecutive four-strikeout performances on 6/11 at Lakeland.

- Did not allow a run over 12 consecutive appearances (17.1ip) with a 0.81 WHIP and 193 batting average against from 7/5-8/8.
- Registered a 0.56 ERA (1er/16.0ip) and 18 strikeouts in 10 July games.
- Held left-handed batters to a .189 batting average (17-for-90).
- Appeared with Glendale of the Arizona Fall League and went 1-0 with a 4.22 ERA (5er/10.2ip) and one save in 10 games.

### 2018

- Split the season between Single-A Dayton and Rookie-Advanced Billings and went 4-3 with a 6.79 ERA (42er/55.2ip) and 79 strikeouts in 39 games.
- Began the season with Dayton and went 1-0 with an 8.25 ERA (22er/24.0ip) before being transferred to Billings on 6/21.
- Struck out a career-high tying six batters among seven total batters faced during 2.1 perfect innings on 6/13 at South Bend.
- Went 1-1 with a 4.91 ERA (6er/11.0ip) and 21 strikeouts in 11 games with Billings.
- Transferred back to Dayton on 7/27.
- Did not allow an earned run over 12.0 consecutive innings (five appearances) from 8/12-30.

### 2017

- Began the season with 37 scoreless outings with Billings and was then transferred to Dayton; went 1-2 with a 4.31 ERA (15er/31.1ip) and 45 strikeouts combined.
- Did not allow a run over 8.2 innings (six appearances) from 7/17-31.

### 2016

- Spent the majority of the season with GCL Reds and went 3-3 with a 2.05 ERA (7er/30.2ip) and 53 strikeouts.
- Did not allow a run over 10 consecutive appearances (17.0ip) with 32 strikeouts from 7/29-8/28 and was then promoted to Rookie-Advanced Billings on 9/3.

### 2015

- Spent the entire season with DSL Reds and went 1-2 with a 1.69 ERA (4er/21.2ip) and 30 strikeouts in 11 games.
- Made his professional debut on 6/23 vs. DSL Blue Jays and earned the save (1.0ip, 1h, 1k).
- Struck out a career-high six batters for the first time in his final outing of the season on 8/20 vs. DSL Padres.

## PERSONAL


- Dauri Michell Moreta (pronounced "DOW-ree mo-RETIA").
- His favorite players growing up were Pedro Martinez and Justin Verlander.

## SINGLE-GAME HIGHS/MISCELLANEOUS

Complete Games	Winning Streak	Hits Allowed	Strikeouts
N/A	4, 5/14-6/19/21 (AA)	6, 9/2/18 @ Bowling Green (A)	6 (5x), MR: 7/1/19 vs. Tampa (A+)
Shutouts	Losing Streak	Earned Runs Allowed	10+ Strikeout Games
N/A	3, 7/6-24/16 (R)	6, 9/2/18 @ Bowling Green (A)	N/A
Innings (Start)	Innings (Relief)	Home Runs Allowed	Walks
0.1, 5/7/22 (2) vs. Pittsburgh (NL)	3.1 (2x), MR: 8/20/15 vs. DSL Padres (R)	2, 5/11/22 vs. Milwaukee (NL)	4, 5/16/18 @ Lansing (A)

## CAREER PITCHING STATS

YEAR	TEAM	LG	LVL	ORG	W-L	ERA	G-6S	CG	SHO	SV-SVO	IP	H	R	ER	HR	HB	BB-IBB	SO	WHIP	AVG	AB	
2015	DSL Reds	DSL	R	CIN	1-2	1.69	11-0	0	0	4-4	21.1	19	7	4	1	0	7-1	30	1.22	.226	84	
2016	AZL Reds	AZL	R	CIN	3-3	2.05	20-0	0	0	4-4	30.2	19	12	7	0	3	18-1	53	1.21	.170	112	
2016	Billings	PJO	R+	CIN	0-0	0.00	2-0	0	0	0-1	2.2	1	1	0	0	0	3-0	3	1.50	.143	7	
2017	Billings	PJO	R+	CIN	0-0	0.00	4-0	0	0	0-0	4.0	3	0	0	0	0	4-0	8	1.75	.200	15	
2017	Dayton	MID	A	CIN	1-2	4.94	19-0	0	0	0-1	27.1	18	15	15	4	3	9-1	37	0.99	.186	97	
2018	Dayton	MID	A	CIN	3-2	7.25	28-0	0	0	1-2	44.2	49	40	36	2	4	18-0	58	1.50	.272	180	
2018	Billings	PJO	R+	CIN	1-1	4.91	11-0	0	0	3-4	11.0	10	8	6	1	0	9-1	21	1.73	.222	45	
2019	Daytona Beach	FSL	A+	CIN	1-0	2.35	35-0	0	0	2-5	57.1	46	18	15	6	2	9-1	64	0.96	.223	206	
2020	DID NOT PLAY																					
2021	Chattanooga	S	AA	CIN	4-0	1.35	18-0	0	0	0-0	26.2	17	6	4	3	0	5-0	37	0.83	.179	95	
2021	Louisville	E	AAA	CIN	2-0	0.68	24-0	0	0	8-9	26.1	14	4	2	2	0	4-0	21	0.68	.149	94	
2021	CINCINNATI	NL	MLB	CIN	0-0	2.45	4-0	0	0	0-0	3.2	2	1	1	1	0	1-0	4	0.82	.154	13	
2021	CINCINNATI	NL	MLB	CIN	0-2	5.40	35-1	0	0	1-1	38.1	32	24	23	10	4	19-1	39	1.17	.227	141	
2022	Louisville	INT	AAA	CIN	3-4	3.95	28-0	0	0	1-2	27.1	31	16	12	6	1	12-0	28	1.50	.295	105	
	<b>Major League Totals</b>																					
					0-2	5.14	39-1	0	0	1-1	42.0	34	25	24	11	4	14-1	43	1.14	.221	154	
	<b>Triple-A Totals</b>																					
					5-4	2.35	52-0	0	0	9-11	53.2	45	20	14	8	1	16-0	49	1.14	.226	199	
	<b>Minor League Totals</b>																					
					19-14	3.25	200-0	0	0	23-32	279.1	227	127	101	25	13	98-4	360	1.16	.218	1040	



# KYLE NICOLAS

RHP

**Born:** 2/22/99 in Massillon, Ohio  
**MLB Debut:** N/A  
**Height/Weight:** 6-3/225  
**Twitter:** @kylenicolas19

**Opening Day Age:** 24  
**ML Service:** 0.000  
**Bats/Throws:** R/R  
**Instagram:** @kylenicolas\_

**Acquired:** Trade (MIA) on 11/29/21 with RHP Zach Thompson and OF Connor Scott in exchange for C Jacob Stallings  
**2023 Baseball America Ranking (PIT):** No. 14  
**2023 MLB Pipeline Ranking (PIT):** No. 20

## BA PROSPECT RANKINGS

## TRANSACTIONS

**MiLB:**  
**Org:** PIT – #14 ('23), #29 ('22); MIA – #17 ('21)  
**Tools:**

- Selected by MIA (2nd round, 61st overall) in the 2020 First-Year Player Draft.
- Traded to PIT from MIA on **Nov. 29, 2021** with RHP Zach Thompson and OF Connor Scott in exchange for C Jacob Stallings.

## CAREER SUMMARY

### 2022

- Spent the entire season with Double-A Altoona and went 2-4 with a 3.97 ERA (40er/90.2ip) and 101 strikeouts in 24 games (22 starts).
- Tossed 4.0 no-hit innings with five strikeouts in his second start of the season on 4/17 at Richmond.
- Followed up his no-hit start with a career-high eight earned runs allowed on nine hits on 4/23 vs. New Hampshire.
- Fanned a season-high eight batters on 5/17 vs. Richmond with one run allowed over 4.0 innings.
- Tied his season high in strikeouts again over 5.0 innings two starts later on 5/28 at Harrisburg, but took a no-decision.
- Finished the season ranked among team leaders in games started (T-2nd), strikeouts (3rd) and innings pitched (3rd); also tied for sixth among organization leaders in starts.
- Placed on the 7-day injured list with a shoulder injury on 6/4 and was reinstated on 6/25.
- Earned his first Double-A win on 8/10 at Binghamton with 6.0 one-run innings and five strikeouts; his lone hit allowed came via a solo home run in the fourth inning.
- Tossed 5.2 scoreless innings with six strikeouts to earn the win in his final start of the season on 9/14 vs. Reading.
- Went 1-1 with a 2.61 ERA (15er/51.2ip), 54 strikeouts and 0.97 WHIP in 13 games (11 starts) on the road.

### 2021

- Began the season with High-A Beloit and went 3-2 with a 5.28 ERA (35er/59.2ip) and 86 strikeouts in 13 games (12 starts).
- Earned the win in his professional debut on 5/6 at Wisconsin with just one hit allowed and eight strikeouts over 5.0 innings.
- Fanned a career-high 11 batters over 4.1 innings on 5/28 vs. Peoria.
- Recorded his first career quality start on 7/1 vs. Wisconsin with seven strikeouts over 6.0 two-run innings.
- Took the loss in his first career relief appearance on 7/13 vs. Quad Cities (4.2ip, 7h, 6r, 6er, 4hr, 4bb, 9k).
- Allowed one run with 10 strikeouts over 6.0 innings on 7/20 at Cedar Rapids for his second double-digit strikeout performance.
- Led the High-A Central in strikeouts at the time of his promotion to Double-A.
- Promoted to Double-A Pensacola on 7/21 and went 3-2 with a 2.52 ERA (11er/39.1ip) and 50 strikeouts through the end of the season.
- Tossed 5.0 no-hit innings with eight strikeouts in his Double-A debut on 7/27 vs. Mississippi.
- Did not allow a run over 18.2 innings from 8/3-24; stint led to a career-high three-game winning streak in that time frame with a 0.83 ERA (2er/21.2ip) and 26 strikeouts in four starts.
- Threw at least 5.0 innings in each of his first five Double-A starts, the last of which was a career-high 6.2-inning performance on 8/24 at Mississippi.
- Allowed just two runs in his first five starts with Pensacola combined; surrendered nine earned runs in his last three starts.
- Ranked ninth among Double-A South leaders in strikeouts following his promotion to Pensacola.

### PERSONAL

- Kyle Todd Nicolas.
- Is a 2017 graduate of Jackson (Massillon, Ohio) High School, where he earned two letters in baseball.
- Went 8-0 with a 0.50 ERA and 78 strikeouts in 56.0 innings as a senior while leading the Polar Bears to a 30-2 record and state championship.
- Was Prep Baseball Report's Ohio Player of the Year, a first-team all-state and Federal League Co-Player of the Year in 2017.
- Graduated in three years while playing baseball at Ball State (Muncie, Ind.) University.
- Served as both a weekend starter and closer during his sophomore season in 2019.
- His father, Todd, played baseball at Youngstown State (Ohio) University and his uncle, Todd Blackledge, played football at Penn State (State College, Pa.) University.


## SINGLE-GAME HIGHS/MISCELLANEOUS

Complete Games	Winning Streak	Hits Allowed	Strikeouts
N/A	3, 8/3-24/21 (AA)	9 (2x), MR: 4/23/22 vs. New Hampshire (AA)	11, 5/28/21 vs. Peoria (A+)
Shutouts	Losing Streak	Earned Runs Allowed	10+ Strikeout Games
N/A	3, 4/23-7/23/22 (AA)	8, 4/23/22 vs. New Hampshire (AA)	2, MR: 7/20/21 @ Cedar Rapids (A+)
Innings (Start)	Innings (Relief)	Home Runs Allowed	Walks
6.2, 8/24/21 @ Mississippi (AA)	4.2, 7/13/21 vs. Quad Cities (A+)	4 (2x), MR: 4/23/22 vs. New Hampshire (AA)	5 (2x), MR: 8/16/22 vs. Harrisburg (AA)

## CAREER PITCHING STATS

YEAR	TEAM	LG	LVL	ORG	W-L	ERA	G-6S	CG	SHO	SV-SVO	IP	H	R	ER	HR	HB	BB-IBB	SO	WHIP	AVG	AB
2021	Beloit	C	A+	MIA	3-2	5.28	13-12	0	0	0-0	59.2	57	36	35	13	2	24-0	86	1.36	.246	232
2021	Pensacola	S	AA	MIA	3-2	2.52	8-8	0	0	0-0	39.1	23	11	11	3	3	25-0	50	1.22	.167	138
2022	Altoona	EAS	AA	PIT	2-4	3.97	24-22	0	0	0-0	90.2	71	43	40	9	8	47-0	101	1.30	.216	329
<b>Minor League Totals</b>					<b>8-8</b>	<b>4.08</b>	<b>45-42</b>	<b>0</b>	<b>0</b>	<b>0-0</b>	<b>189.2</b>	<b>151</b>	<b>90</b>	<b>86</b>	<b>25</b>	<b>13</b>	<b>96-0</b>	<b>237</b>	<b>1.30</b>	<b>.216</b>	<b>699</b>





# MALCOM NUÑEZ

INF

**Born:** 3/9/01 in Havana, Cuba  
**MLB Debut:** N/A  
**Height/Weight:** 5-11/205  
**Twitter:** N/A

**Opening Day Age:** 22  
**ML Service:** 0.000  
**Bats/Throws:** R/R  
**Instagram:** @munezm\_54

**Acquired:** Trade (STL) on 8/1/22 with RHP Johan Oviedo in exchange for LHP José Quintana and RHP Chris Stratton  
**2023 Baseball America Ranking (PIT):** No. 21  
**2023 MLB Pipeline Ranking (PIT):** No. 16

## BA PROSPECT RANKINGS

MLB:  
 Org: PIT – #21 ('23); STL – #17 ('22), #17 ('21), #18 ('20), #9 ('19)  
 Tools:

## TRANSACTIONS

- Signed by STL as a non-drafted free agent on **July 3, 2018**.
- Traded to PIT from STL on **Aug. 1, 2022** with RHP Johan Oviedo in exchange for LHP José Quintana and RHP Chris Stratton.

## AWARDS & HONORS

TEX Player of the Month (6/2022)      Baseball America DSL All-Star (2018)      DSL All-Star (Post, 2018)      DSL Most Valuable Player (2018)

## CAREER SUMMARY

### 2022

- Began the season with Double-A Springfield and hit .255 (76-for-298) with 11 doubles and 17 home runs in 85 games through July.
- Hit below .200 in both April and May before logging a .381 batting average (32-for-84) with nine home runs in 23 June games.
- Had five multi-hit games through his first two months (40 games) of the season; registered eight multi-hit games in June.
- Led Texas League leaders in batting average, RBI (27), slugging percentage (.726) and hits in June to be named the league's Player of the Month; also ranked among leaders in home runs (2nd), OPS (2nd, 1.180), total bases (2nd, 61), on-base percentage (3rd, .454) and runs (5-th, 19).
- Tied his career high with four hits on 6/7 at Midland.
- Homered twice for the third time in his career on 6/28 vs. Wichita, both of which happened in the eighth inning; led off the eight-run frame with a solo home run and ended it with a two-out grand slam.
- Homered in four consecutive games with seven RBI from 7/26-29.
- Traded from St. Louis to Pittsburgh with RHP Johan Oviedo in exchange for LHP José Quintana and RHP Chris Stratton at the trade deadline; assigned to Double-A Altoona.
- Ranked among Texas League leaders in RBI (F-3rd, 66), home runs (F-7th) and walks (F-10th, 48) at the time of the trade.
- Appeared in 29 games with the Curve and hit .286 (30-for-105) with five home runs and 21 RBI through the end of the Double-A season.
- Spent most of his Double-A games in the fifth spot of the lineup and hit .300 (61-for-203) with eight home runs and 42 RBI.
- Hit .313 (40-for-128) with seven doubles, five home runs and 66 RBI in 87 games with runners in scoring position.
- Ended the season tied for sixth in Double-A with 87 total RBI.
- Promoted to Indianapolis on 9/20 and homered in his Triple-A debut the next day.

### 2021

- Began the season with High-A Peoria and hit .285 (39-for-137) with 15 extra-base hits and 20 RBI in 35 games.
- Set a new career high with four hits, two of which were doubles, on 5/25 at Beloit.
- Hit safely in 11 consecutive games from 5/23-6/11, the second game featuring a career-high tying four-hit performance; compiled a .400 batting average (18-for-45) in that stretch.
- Promoted to Springfield on 6/29 and hit .257 (52-for-202) with five doubles and six home runs in 54 games through the end of the season.
- Homered twice as part of a 3-for-4 performance on 8/7 vs. Tulsa.
- Hit safely in 13 of 14 games in September with seven multi-hit performances and a .415 batting average (22-for-53), 456 on-base percentage and 1,003 OPS.
- Logged a .304 batting average (31-for-102) in 27 home games with Springfield vs. a .210 average (21-for-100) on the road.
- Hit .315 (35-for-111) off relief pitchers.

### 2019

- Began the season with Single-A Peoria and hit .183 (13-for-71) in 21 games before being transferred to Rookie-Advanced Johnson City on 6/3.
- Appeared in 37 games with Johnson City and hit .254 (33-for-130) with 13 extra-base hits through the end of the season.
- Launched his first career grand slam in his first game with Johnson City on 7/15 at Elizabethton.
- Hit safely in nine of 10 games, six of which were multi-hit performances, from 7/22-8/2.

### 2018

- Spent 44 games with the DSL Cardinals Blue and hit .415 (68-for-164) with 16 doubles, 13 home runs and a 1.271 OPS.
- Made his professional debut on 7/4 vs. DSL Rockies and went 1-for-3 with a walk.
- Launched his first career home run on 7/11 (1) vs. DSL Angels.
- Went hitless in just four of his 44 games played, including a career-high 22-game hitting streak from 7/13-8/8 (2).
- Went 3-for-5 with a double, two home runs and career-high eight RBI on 8/7 at DSL Rockies.
- Led the DSL in batting average, home runs, RBI, OBP (.497), slugging percentage (.774), OPS, and total bases (127); also ranked second among league leaders with 31 extra-base hits.

## PERSONAL

- Malcom Yaniel Nuñez.
- Credits his grandmother for his passion for the game of baseball; used to hit home runs in his backyard in Havana growing up with either baseballs or objects that substituted for them.
- Had no access to internet growing up and Cuban TV did not show MLB games; his baseball idol was Alfredo Despaigne, a star on the Cuban National Olympic team in 2008 that won a silver medal and in 2013 was the first Cuban permitted to play outside the country without defecting.
- Played with Cuba's 15U team in Japan in the 2016 WSBS Baseball World Cup (had 19 hits, nine walks and a .683 OBP while Cuba won the championship).

## SINGLE-GAME HIGHS/MISCELLANEOUS

**Hits** 4 (2x), MR: 6/7/22 @ Midland (AA) 2 (3x), MR: 6/28/22 vs. Wichita (AA)      **Home Runs** 2, MR: 6/28/22 vs. Wichita (AA)      **Grand Slams** 3 (6x), MR: 6/25/22 vs. NW Arkansas (AA)      **Runs** 3 (2x), MR: 9/14/22 vs. Reading (AA)

**Hit Streak** 22, 7/13-8/8 (2/18) (R)      **RBI** 8, 8/7/18 @ DSL Rockies (R)      **Multi-homer Games** 3, MR: 6/28/22 vs. Wichita (AA)      **Stolen Bases** 1 (18x), MR: 8/11/22 @ Binghamton (AA)      **Strikeouts** 4 (2x), MR: 5/17/22 @ Wichita (AA)

## CAREER BATTING STATS

YEAR	TEAM	LG	LVL	ORG	AVG	G	AB	R	H	2B	3B	HR	RBI	BB	IBB	SO	SB	CS	OBP	SLG	OPS	HBP	SAC	SF	GIDP								
2018	DSL Cardinals B	DSL	R	STL	.415	44	164	44	68	16	2	13	59	26	3	29	3	0	.497	.774	1.271	5	0	4	2								
2019	Peoria	MID	A	STL	.183	21	71	5	13	1	0	0	5	5	0	15	0	0	.247	.197	.444	1	0	0	1								
2019	Johnson City	APP	R+	STL	.254	37	130	14	33	11	0	2	13	13	0	32	3	2	.336	.385	.721	3	0	0	4								
2020					DID NOT PLAY – ST. LOUIS' ALTERNATE TRAINING SITE																												
2021	Peoria	C	A+	STL	.285	35	137	18	39	10	2	3	20	11	0	27	5	2	.351	.453	.804	3	0	0	3								
2021	Springfield	C	AA	STL	.257	54	202	28	52	5	0	6	19	21	0	44	2	1	.330	.371	.701	1	0	0	6								
2022	Springfield	TEX	AA	STL	.235	85	298	51	76	11	0	17	66	48	1	71	4	2	.360	.463	.823	2	0	2	12								
2022	Altoona	EAS	AA	PIT	.286	29	105	20	30	5	0	5	21	17	0	27	1	0	.381	.476	.857	1	0	3	2								
2022	Indianapolis	INT	AAA	PIT	.231	5	13	1	3	0	0	1	1	4	0	5	0	0	.412	.462	.874	0	0	0	1								
	<b>Triple-A Totals</b>				.231	5	13	1	3	0	0	1	1	4	0	5	0	0	.412	.462	.874	0	0	0	1								
	<b>Minor League Totals</b>				.280	310	1120	181	314	59	4	47	204	145	4	250	18	7	.368	.466	.834	16	0	9	31								



# BRAEDEN OGLE

LHP

**Born:** 7/30/97 in Palm City, Fla.  
**MLB Debut:** N/A  
**Height/Weight:** 6-2/215  
**Twitter:** @braeoglelhp

**Opening Day Age:** 25  
**ML Service:** 0.000  
**Bats/Throws:** L/L  
**Instagram:** @braeoglelhp

**Acquired:** Signed by PIT as a minor league free agent on 2/2/23  
**2023 Baseball America Ranking (PIT):** N/A  
**2023 MLB Pipeline Ranking (PIT):** N/A

## BA PROSPECT RANKINGS

MLB:  
 Org: PIT – #20 ('18), #25 ('17)  
 Tools:

## TRANSACTIONS

- Selected by PIT (4th round, 135th overall) in the 2016 First-Year Player Draft.
- Traded to PHI from PIT on **July 30, 2021** in exchange for C Abraham Gutierrez.
- Elected free agency on **Nov 10, 2022**.
- Signed by PIT as a minor league free agent on **Feb. 2, 2023**.

## CAREER SUMMARY

### 2022

- Spent the entire season with Triple-A Lehigh Valley and went 2-2 with a 5.30 ERA (21er/35.2ip) and 24 strikeouts in 36 games.
- Spent two stints on the injured list, from 5/19-6/5 and 7/26-8/17.
- Allowed just one earned run in 5.0 innings in July, good for a 1.80 ERA; also had a 0.60 WHIP and .105 batting average against.

### 2021

- Began the season with Indianapolis and went 2-2 with a 3.13 ERA (11er/31.2ip) and 42 strikeouts in 24 games.
- Allowed runs in just two of eight May outings (11.0ip) with 14 strikeouts.
- Registered a 0.69 ERA (1er/13.0ip), 17 strikeouts, 0.92 WHIP and .143 batting average against in 10 outings from 6/24-7/29.
- Traded to Philadelphia on 7/30 and was assigned to Lehigh Valley; went 1-3 with a 9.95 ERA (21er/19.0ip) and 18 strikeouts in 20 games through the end of the season.

### 2019

- Began the season with Single-A Greensboro and went 1-2 with a 3.69 ERA (13er/31.2ip) in 20 games (two starts).
- Allowed three runs in two starts (8.0ip) to open the season before being converted to a full-time reliever.
- Earned his first career save on 5/3 vs. West Virginia (1.0ip, 1bb, 1k).
- Promoted to High-A Bradenton on 6/22 and went 2-0 with one earned run allowed and seven strikeouts in his first three outings (6.1ip).
- Registered a 1.88 ERA (3er/14.1ip) in June between Greensboro and Bradenton.
- Placed on the 7-day injured list on 7/7 and returned to Bradenton on 8/9.
- Did not allow a baserunner in his final three outings of the season (4.0ip).

### 2018

- Made four starts with Single-A West Virginia and went 2-0 with a 2.65 ERA (5er/17.0ip) and 21 strikeouts.
- Struck out a career-high eight batters on 4/21 vs. Asheville (6.0ip).
- After tossing back-to-back quality starts, left his 4/27 start at Lexington after just 2.0 scoreless innings with a shoulder injury.
- Missed the remainder of the season with shoulder inflammation.

### 2017

- Spent the entire season with Rookie-Advanced Bristol and went 2-3 with a 3.14 ERA (15er/43.0ip) in 10 starts.
- Earned his first professional win on 6/29 at Princeton (5.0ip, 4h, 0r, 5bb, 4k).
- Surrendered a career-high seven hits in back-to-back games on 7/15 and 7/20.
- Allowed just one hit over 5.0 innings on 8/12 at Pulaski.
- Held opposing batters to a .209 batting average (9-for-43) with runners in scoring position.
- Placed on the 60-day injured list on 8/23 and missed the remainder of the season after having knee surgery.

### 2016

- Spent the entire season with GCL Pirates and went 0-2 with a 2.60 ERA (8er/27.2ip) in eight starts.
- Did not allow a run in his first two professional starts (4.0ip).
- Allowed five runs (three earned) in his first six starts combined (17.2ip), allowed six runs (five earned) in his final two starts (10.0ip).

## PERSONAL

- Braeden Christopher Ogle.
- Is a 2016 graduate of Jensen Beach (Fla.) High School.
- Went 5-1 with a 1.40 ERA and 59 strikeouts in 35.0 innings as a senior.
- Named a first-team All-Area and Rawlings-Perfect Game third-team All-American selection in 2016.
- Committed to the University of Florida (Gainesville) before signing with the Pirates.
- Father, Chris, was a defensive tackle and offensive lineman at Clemson (S.C.) University in the late 1980s and early 1990s.
- Brother, Parker, was an offensive lineman at the University of Massachusetts (Amherst).
- Brother, Alex, played quarterback at Boise State (Idaho) University and Arizona Western (Yuma) College, and is the all-time leading passer in Jensen Beach High School history.
- Signed by Pirates scout Nick Presto.

## SINGLE-GAME HIGHS/MISCELLANEOUS

Complete Games	Winning Streak	Hits Allowed	Strikeouts
N/A	2 (3x), MR: 6/30-7/18/21 (AAA)	7 (2x), MR: 7/20/17 @ Elizabethton (R+)	8, 4/21/18 vs. Asheville (A)
Shutouts	Losing Streak	Earned Runs Allowed	10+ Strikeout Games
N/A	2 (5x), MR: 9/8-24/21 (AAA)	5 (2x), MR: 8/28/22 vs. Gwinnett (AAA)	N/A
Innings (Start)	Innings (Relief)	Home Runs Allowed	Walks
6.0 (3x), MR: 4/21/18 vs. Asheville (A)	3.0 (2x), MR: 6/30/19 @ Fort Myers (A+)	2 (2x), MR: 6/5/19 vs. Charleston (A)	5, 6/29/17 @ Princeton (R+)

## CAREER PITCHING STATS

YEAR	TEAM	LG	LVL	ORG	W-L	ERA	G-6S	CG	SHO	SV-SVO	IP	H	R	ER	HR	HB	BB-IBB	SO	WHIP	AVG	AB
2016	GCL Pirates	GCL	R+	PIT	0-2	2.60	8-8	0	0	0-0	27.2	18	11	8	2	1	11-0	20	1.05	.188	96
2017	Bristol	APP	R+	PIT	2-3	3.14	10-10	0	0	0-0	43.0	40	17	15	1	2	16-0	35	1.30	.242	165
2018	WV Power	SAL	A	PIT	2-0	2.65	4-4	0	0	0-0	17.0	16	5	5	1	0	10-0	21	1.53	.262	61
2019	Greensboro	SAL	A	PIT	1-2	3.69	20-2	0	0	4-5	31.2	28	18	13	6	0	10-0	34	1.20	.237	118
2019	Bradenton	FSL	A+	PIT	2-1	3.18	7-0	0	0	0-1	11.1	8	5	4	1	1	3-0	10	0.97	.200	40
2020	DID NOT PLAY – PITTSBURGH'S ALTERNATE TRAINING SITE																				
2021	Indianapolis	E	AAA	PIT	2-2	3.13	24-0	0	0	1-1	31.2	19	13	11	2	2	23-2	42	1.33	.173	110
2021	Lehigh Valley	E	AAA	PHI	1-3	9.95	20-0	0	0	0-1	19.0	30	23	21	5	2	14-0	18	2.32	.380	79
2022	Lehigh Valley	INT	AAA	PHI	2-2	5.30	36-0	0	0	1-2	35.2	40	21	21	1	1	21-1	24	1.71	.284	141
<b>Triple-A Totals</b>					<b>5-7</b>	<b>5.53</b>	<b>80-0</b>	<b>0</b>	<b>0</b>	<b>2-4</b>	<b>86.1</b>	<b>89</b>	<b>57</b>	<b>53</b>	<b>8</b>	<b>5</b>	<b>58-3</b>	<b>84</b>	<b>1.70</b>	<b>.270</b>	<b>330</b>
<b>Minor League Totals</b>					<b>12-15</b>	<b>4.06</b>	<b>129-24</b>	<b>0</b>	<b>0</b>	<b>6-10</b>	<b>217.0</b>	<b>199</b>	<b>113</b>	<b>98</b>	<b>19</b>	<b>9</b>	<b>108-3</b>	<b>204</b>	<b>1.41</b>	<b>.246</b>	<b>810</b>



# JOHN O'REILLY

RHP

**Born:** 10/4/95 in Northvale, N.J.  
**MLB Debut:** N/A  
**Height/Weight:** 6-4/195  
**Twitter:** @johnoreilly414

**Opening Day Age:** 27  
**ML Service:** 0.000  
**Bats/Throws:** R/R  
**Instagram:** @joreilly35

**Acquired:** Signed by PIT as a non-drafted free agent on 6/27/18  
**2023 Baseball America Ranking (PIT):** N/A  
**2023 MLB Pipeline Ranking (PIT):** N/A

## BA PROSPECT RANKINGS

MLB:  
Org:  
Tools:

## TRANSACTIONS

↳ Signed by PIT as a non-drafted free agent on **June 27, 2018**.

## CAREER SUMMARY

### 2022

- ↳ Spent the entire season with Indianapolis and went 5-3 with a 5.84 ERA (40er/61.2ip) and one save in 41 games.
- ↳ Earned his first career Triple-A win on 4/24 vs. Columbus with two runs (one earned) allowed in 2.0 innings.
- ↳ Placed on the 7-day injured list on 4/29 and was reinstated on 5/17.
- ↳ Won a career-high three consecutive decisions against 13 games from 7/4-8/27 and registered a 4.98 ERA (12er/21.2ip) during that stretch.
- ↳ Went 2-0 with a 0.66 ERA (1er/13.2ip), 0.59 WHIP and .149 batting average against in eight August games to be named Indianapolis' Player of the Month.
- ↳ Did not allow an earned run over 11.2 innings (eight appearances) from 8/9-9/4.

### 2021

- ↳ Split the season between Indianapolis and Double-A Altoona, going 3-5 with a 5.85 ERA (44er/67.2ip), four saves and 35 strikeouts in 38 appearances (three starts).
- ↳ Did not allow an earned run in 11.0 consecutive innings (six appearances) from 5/25-6/12 (1) with a 0.82 WHIP and .175 batting average against (7-for-40).
- ↳ Went 1-1 with a 2.84 ERA (4er/12.2ip) in June for his best month of the season.
- ↳ Held Double-A batters to a .212 batting average (11-for-52) with runners in scoring position.
- ↳ Promoted to Indianapolis on 7/31 and converted a save opportunity in his Triple-A debut on 8/1 at St. Paul (3.ip, Sh, 2r, 2er, 1bb, 1k).
- ↳ Made his first career start on 9/18 vs. St. Paul (3.0ip, 2h, 2r, 2er, 1bb, 2k).
- ↳ Tossed a career-high 4.0 innings in back-to-back starts on 9/23 at Omaha and 9/29 vs. Nashville to end his season.
- ↳ Finished tied for third among all Pirates minor leaguers in appearances.

### 2019

- ↳ Pitched for Single-A Greensboro, High-A Bradenton and Altoona and went 2-2 with five saves and a 1.46 ERA (8er/49.1ip) in 30 games.
- ↳ Made his season debut on 5/5 with Greensboro and did not allow an earned run in his first seven appearances (9.1ip).
- ↳ Surrendered four home runs in his first 14 games (21.1ip) and none in his final 16 (28.0ip).
- ↳ Went 1-2 with three saves and a 2.15 ERA (7er/29.1ip) in 20 games for Greensboro before being promoted to Bradenton on 7/16.
- ↳ Gave up only three runs (one earned) in 19.0 innings with Bradenton (nine games).
- ↳ Tossed 1.0 scoreless inning in relief on 9/2 at Harrisburg, his Double-A debut.
- ↳ Ended the season on a 10.2-inning scoreless streak between Bradenton and Altoona.

### 2018

- ↳ Made two appearances with GCL Pirates and allowed three runs in 2.1 innings before being promoted to Rookie-Advanced Bristol.
- ↳ Took the loss in his professional debut on 7/5 at GCL Yankees West after giving up two earned runs on three hits in 1.0 inning.
- ↳ Went 2-1 and had a 5.33 ERA (15er/25.1ip) in 12 relief appearances with Bristol.
- ↳ Recorded his first career strikeout in a scoreless 2.0-inning performance on 7/12 at Pulaski.
- ↳ Struck out a career-high five batters in 3.0 scoreless innings at Elizabethton on 7/28.
- ↳ Recorded his first career save on 8/17 at Burlington with 2.2 hitless innings.
- ↳ Had a 9.00 ERA (10er/10.0ip) in five home games with Bristol vs. a 2.93 ERA (5er/15.1ip) in seven appearances on the road.

## PERSONAL

- ↳ John James O'Reilly.
- ↳ Attended Rutgers (New Brunswick, New Jersey) University.

## SINGLE-GAME HIGHS/MISCELLANEOUS

Complete Games	Winning Streak	Hits Allowed	Strikeouts
N/A	3, 7/4-8/27/22 (AAA)	6 (2x), MR: 9/29/21 vs. Nashville (AAA)	5, 7/28/18 @ Elizabethton (R+)
Shutouts	Losing Streak	Earned Runs Allowed	10+ Strikeout Games
N/A	2 (4x), MR: 6/18-7/2/22 (AAA)	4 (8x), MR: 7/14/22 @ Columbus (AAA)	N/A
Innings (Start)	Innings (Relief)	Home Runs Allowed	Walks
4.0 (2x), MR: 9/29/21 vs. Nashville (AAA)	3.2, 7/9/22 vs. Iowa (AAA)	1 (20x), MR: 9/20/22 vs. St. Paul (AAA)	4, 8/2/18 (2) vs. Bluefield (R+)

## CAREER PITCHING STATS

YEAR	TEAM	LG	LVL	ORG	W-L	ERA	G-6S	CG	SHO	SV-SVO	IP	H	R	ER	HR	HB	BB-IBB	SO	WHIP	AVG	AB
2018	Bristol	APP	R+	PIT	2-1	5.33	12-0	0	0	1-3	25.1	22	17	15	5	1	12-2	21	1.34	.242	91
2018	GCL Pirates	GCL	R	PIT	0-1	13.50	2-0	0	0	0-0	2.0	5	3	3	0	2	0-0	0	2.50	.625	8
2019	Altoona	EAS	AA	PIT	0-0	0.00	1-0	0	0	0-0	1.0	1	0	0	0	0	0-0	1	1.00	.333	3
2019	Greensboro	SAL	A	PIT	1-2	2.15	20-0	0	0	3-3	29.1	35	16	7	4	3	10-0	17	1.53	.297	118
2019	Bradenton	FSL	A+	PIT	1-0	0.47	9-0	0	0	2-2	19.0	15	3	1	0	0	5-0	13	1.05	.208	72
2020																					
2021	Altoona	NE	AA	PIT	3-3	5.09	22-0	0	0	3-4	35.1	47	24	20	1	1	8-0	22	1.56	.311	151
2021	Indianapolis	E	AAA	PIT	0-2	6.68	16-3	0	0	1-1	32.1	46	24	24	3	1	7-0	13	1.64	.341	135
2022	Indianapolis	INT	AAA	PIT	5-3	5.84	41-0	0	0	1-4	61.2	70	47	40	7	4	24-0	29	1.52	.283	247
	<b>Triple-A Totals</b>				<b>5-5</b>	<b>6.13</b>	<b>57-3</b>	<b>0</b>	<b>0</b>	<b>2-5</b>	<b>94.0</b>	<b>116</b>	<b>71</b>	<b>64</b>	<b>10</b>	<b>5</b>	<b>31-0</b>	<b>42</b>	<b>1.56</b>	<b>.304</b>	<b>382</b>
	<b>Minor League Totals</b>				<b>12-12</b>	<b>4.80</b>	<b>123-3</b>	<b>0</b>	<b>0</b>	<b>11-17</b>	<b>206.1</b>	<b>241</b>	<b>134</b>	<b>110</b>	<b>20</b>	<b>12</b>	<b>66-2</b>	<b>116</b>	<b>1.49</b>	<b>.292</b>	<b>825</b>



# LUIS ORTIZ

RHP

**Born:** 1/27/99 in San Pedro de Macoris, D.R.  
**MLB Debut:** 9/13/22 (2) (PIT) @ CIN  
**Height/Weight:** 6-2/235  
**Twitter:** N/A

**Opening Day Age:** 24  
**ML Service:** 0.023  
**Bats/Throws:** R/R  
**Instagram:** @leandro\_ortiz06

**Acquired:** Signed by PIT as a non-drafted free agent on 8/2/18  
**2023 Baseball America Ranking (PIT / MiLB):** No. 4 / No. 74  
**2023 MLB Pipeline Ranking (PIT):** No. 8

## BA PROSPECT RANKINGS

MiLB: #74 ('23)  
 Org: PIT – #4 ('23), #22 ('22)  
 Tools:

## TRANSACTIONS

- Signed by PIT as a non-drafted free agent on Oct. 2, 2018.
- Had his contract first selected by PIT on Sept. 13, 2022.

## AWARDS & HONORS

PIT MiLB Teammate of the Year (2022)

IL Pitcher of the Week (9/12/22)

## CAREER SUMMARY

### 2022

- Began the season with Double-A Altoona and went 5-9 with a 4.64 ERA (59er/114.1ip) and 126 strikeouts in 24 games (23 starts).
- Earned his first win of the season with 5.0 two-run innings and six strikeouts on 4/22 vs. New Hampshire.
- Allowed just two runs on two hits with 13 strikeouts across a pair of appearances (7.2ip) on 5/10-15 vs. Somerset.
- Tossed 4.0 shutout innings for his first scoreless outing of the season on 7/15 vs. Richmond.
- Took the loss on 8/3 vs. Akron while throwing a career-high 7.0 innings.
- Tossed 6.0 shutout innings with two hits and eight strikeouts to earn the win on 8/9 at Binghamton.
- Struck out 10 batters over 5.0 innings on 8/26 at Bowie but took the loss after allowing three runs (two earned) on seven hits.
- Went 2-2 with a 2.89 ERA (9er/28.0ip), 36 strikeouts and 0.89 WHIP in five August games.
- Ranked among Eastern League leaders in starts (T-3rd), strikeouts (4th) and innings pitched (4th) at the time of his promotion to Triple-A.
- Promoted to Indianapolis on 9/1 and went 0-0 with a 3.60 ERA (4er/10.0ip), 12 strikeouts, 0.80 WHIP and .108 batting average against in two starts.
- Tossed 6.0 no-hit innings with two unearned runs allowed and nine strikeouts on 9/8 at Omaha to be named the International League Pitcher of the Week on 9/12; was the first time in his professional career that he exited a start without allowing a hit.
- Had his contract selected by Pittsburgh on 9/13 and served as the Pirates starting pitcher for Game 2 in a doubleheader at Cincinnati; allowed one hit with five strikeouts over 5.2 scoreless innings.
- Fanned Aristides Aquino in the second inning of his debut for his first MLB strikeout.
- Made four big league starts through the end of the season and went 0-2 with a 4.50 ERA (8er/16.0ip) and 17 strikeouts.
- Ranked among qualifying Pirates farmhands in innings pitched (1st, 124.1), strikeouts (2nd, 138) and starts (2nd, 25) in the minor leagues.

### 2021

- Spent the entire season with Single-A Bradenton and went 5-3 with a 3.09 ERA (30er/87.1ip) with 113 strikeouts in 22 games (19 starts).
- Did not allow an earned run over three consecutive outings in May (5.2ip) from 5/18-25, leading to a 1.42 ERA (2er/12.2ip) with 16 strikeouts for the month.
- Logged a 14-game streak without allowing a home run from 5/11-7/28.
- Fanned a career-high 11 batters over 6.1 one-run innings on 8/11 vs. Fort Myers.
- Went on a career-high four-game winning streak from 8/11-9/3 (1) with a 2.01 ERA (5er/22.1ip), 34 strikeouts, 0.67 WHIP and .150 batting average against.
- Ranked among Single-A Southeast leaders in strikeouts (2nd), starts (T-4th) and innings pitched (8th).

### 2019

- Spent the entire season with Rookie-Advanced Bristol and went 2-2 with a 4.09 ERA (23er/50.2ip) in 11 starts.
- Made his professional debut on 6/19 vs. Burlington and allowed just two hits over 5.0 scoreless innings.
- Earned his first professional win on 7/20 vs. Kingsport with one run allowed in 6.0 innings.
- Went 2-1 with a 2.33 ERA (5er/19.1ip) in four July starts.
- Struck out a season-high six batters over 5.0 scoreless innings on 7/26 vs. Elizabethton.
- Went 2-1 with a 2.32 ERA (8er/31.0ip) in six starts at home; registered a 6.86 ERA (15er/19.2ip) in five road starts.

## PERSONAL


- Luis Leandro Ortiz, wife's name is Altigracia.
- Is one of three players to come up through the Pirates' Dominican Academy and reach the major leagues, joining teammates Yerry De Los Santos and Rodolfo Castro.
- Enjoys playing pool in his spare time.
- Is a fan of the NBA's Golden State Warriors and says that Stephen Curry is his favorite player.
- Signed by Pirates scout Junior Vizzaino.

## SINGLE-GAME HIGHS/MISCELLANEOUS

Complete Games		Winning Streak		Hits Allowed		Strikeouts	
N/A		4, 8/11-9/3 (2)/21 (A)		7 (5x), MR: 8/26/22 @ Bowie (AA)		11, 8/11/21 vs. Fort Myers (A)	
Shutouts		Losing Streak		Earned Runs Allowed		10+ Strikeout Games	
N/A		4, 7/9-8/3/22 (AA)		6 (3x), MR: 10/1/22 @ St. Louis (NL)		2, MR: 8/26/22 @ Bowie (AA)	
Innings (Start)		Innings (Relief)		Home Runs Allowed		Walks	
7.0, 8/3/22 vs. Akron (AA)		5.0, 6/28/22 vs. Harrisburg (AA)		2 (4x), MR: 8/3/22 vs. Akron (AA)		5, 8/27/19 vs. Danville (R+)	

## CAREER PITCHING STATS

YEAR	TEAM	LG	LVL	ORG	W-L	ERA	G-GS	CG	SHO	SV-SVO	IP	H	R	ER	HR	HB	BB-IBB	SO	WHIP	AVG	AB
2019	Bristol	APP	R+	PIT	2-2	4.09	11-11	0	0	0-0	50.2	48	31	23	4	3	24-0	37	1.42	.246	195
2020											DID NOT PLAY										
2021	Bradenton	SE	A	PIT	5-3	3.09	22-19	0	0	0-0	87.1	82	46	30	5	5	28-0	113	1.26	.241	340
2022	Altoona	EAS	AA	PIT	5-9	4.64	24-23	0	0	0-0	114.1	100	63	59	19	7	34-0	126	1.17	.238	421
2022	Indianapolis	INT	AAA	PIT	0-0	3.60	2-2	0	0	0-0	10.0	4	8	4	1	1	4-0	12	0.80	.108	37
2022	PITTSBURGH	NL	MLB	PIT	0-2	4.50	4-4	0	0	0-0	16.0	8	9	8	1	0	10-0	17	1.13	.136	59
	<b>Major League Totals</b>				<b>0-2</b>	<b>4.50</b>	<b>4-4</b>	<b>0</b>	<b>0</b>	<b>0-0</b>	<b>16.0</b>	<b>8</b>	<b>9</b>	<b>8</b>	<b>1</b>	<b>0</b>	<b>10-0</b>	<b>17</b>	<b>1.13</b>	<b>.136</b>	<b>59</b>
	<b>Triple-A Totals</b>				<b>0-0</b>	<b>3.60</b>	<b>2-2</b>	<b>0</b>	<b>0</b>	<b>0-0</b>	<b>10.0</b>	<b>4</b>	<b>8</b>	<b>4</b>	<b>1</b>	<b>1</b>	<b>4-0</b>	<b>12</b>	<b>0.80</b>	<b>.108</b>	<b>37</b>
	<b>Minor League Totals</b>				<b>12-14</b>	<b>3.98</b>	<b>59-55</b>	<b>0</b>	<b>0</b>	<b>0-0</b>	<b>262.1</b>	<b>234</b>	<b>148</b>	<b>116</b>	<b>29</b>	<b>16</b>	<b>90-0</b>	<b>288</b>	<b>1.24</b>	<b>.236</b>	<b>993</b>



# JOHAN OVIEDO

RHP

Born: 3/2/98 in Havana, Cuba  
MLB Debut: 8/19/20 (2) (STL) vs. CHC  
Height/Weight: 6-5/245  
Twitter: @JohanOviedo24

Opening Day Age: 25  
ML Service: 1.079  
Bats/Throws: R/R  
Instagram: @jov\_24\_

Acquired: Trade (STL) on 8/1/22 with INF Malcom Nuñez in exchange for LHP José Quintana and RHP Chris Stratton  
2023 Baseball America Ranking (PIT): N/A  
2023 MLB Pipeline Ranking (PIT): N/A

## BA PROSPECT RANKINGS

MLB:  
Org: STL – #10 ('21), #12 ('20), #20 ('19), #23 ('18), #30 ('17)  
Tools: STL – Best Slider (2020-21)

## TRANSACTIONS

- Signed by STL as a non-drafted free agent on July 2, 2016.
- Had his contract first selected by STL on Aug. 19, 2020.
- Traded to PIT from STL on Aug. 1, 2022 with INF Malcom Nuñez in exchange for LHP José Quintana and RHP Chris Stratton.

## AWARDS & HONORS

IL Pitcher of the Week (5/2/22)

## CAREER SUMMARY

### 2022

- Began the season in Triple-A and appeared in 15 total games (14 starts) between Memphis and Indianapolis, going 4-2 with a 4.70 ERA (32er/61.1ip) and 64 strikeouts.
- Fanned eight batters over 7.0 scoreless innings on 4/30 vs. Jacksonville to be named the International League Pitcher of the Week on 5/2.
- Recalled by St. Louis on 6/3 and went 2-1 with a 3.20 ERA (9er/25.1ip) and 26 strikeouts in 14 games (one start) through the end of July.
- Did not allow a run over 6.1 innings (three appearances) on 6/15-22, the last game of which he tossed 2.1 hitless innings to earn his first major league win at Milwaukee.
- Traded to Pittsburgh at the trade deadline on 8/1 and was assigned to Indianapolis; appeared in five games (four starts) with just one earned run allowed and 13 strikeouts in 11.1 innings.
- Recalled by Pittsburgh on 9/1 and went 2-2 with a 3.23 ERA (11er/30.2ip) in seven starts through the end of the season.
- Earned his first Pirates win on 9/13 (1) at Cincinnati when he took a no-hitter into the fifth inning; exited after throwing 5.0 shutout innings with four strikeouts.
- Tossed 7.0 shutout innings with as many strikeouts on 9/24 vs. Chicago (NL).
- Held major league left-handed batters to a 195 batting average (17-for-87) with 18 punchouts; fanned 36 in 129 at-bats against righties.

### 2021

- Began the season on St. Louis' Opening Day roster and made five separate stints in the big leagues, going 0-5 with a 4.91 ERA (34er/62.1ip) and 51 strikeouts in 14 games (13 starts).
- Also made 12 appearances (11 starts) with Memphis and went 1-6 with a 6.13 ERA (37er/54.1ip) and 59 strikeouts.
- Tossed a season-high 7.0 scoreless innings on 6/16 vs. Miami but took a no-decision.
- Fanned 10 batters on 9/9 at Nashville for his third career double-digit strikeout performance but took the loss after also giving up four runs in 6.1 innings.

### 2020

- Began the season at St. Louis' Alternate Training Site before having his contract selected on 8/19.
- Made his major league debut that day as the starter in Game 2 of a doubleheader at Chicago (NL) and struck out four over 3.0 two-run innings.
- Struck out Javier Baez swinging for his first MLB strikeout to end his first inning.
- Made five starts with St. Louis and went 0-3 with a 5.47 ERA (15er/24.2ip) and 16 strikeouts.

### 2019

- Began the season with High-A Palm Beach and went 5-0 with a 1.60 ERA (6er/33.2ip) and 35 strikeouts in six games (five starts) in April.
- Promoted to Double-A Springfield on 5/4 and went 7-8 with a 5.65 ERA (71er/113.0ip) and 128 strikeouts through the end of the season.
- Struck out nine batters in back-to-back appearances on 6/13 and 6/18 against Midland.
- Went 4-0 with a 3.09 ERA in July while throwing 5.0-plus innings in each of his six starts.
- Fanned a career-high 11 batters in 7.0 one-run innings on 7/27 vs. Corpus Christi.
- Registered double-digit strikeouts again with 10 across 7.1 shutout innings on 8/29 vs. Frisco.

### 2018

- Spent the entire season with Single-A Peoria and went 10-10 with a 4.22 ERA (57er/121.2ip) and 118 strikeouts in 25 games (23 starts).
- Ranked among Midwest League leaders in batting average against (2nd, .238), wins (T-3rd) and strikeouts (7th, 118).
- Logged a career-high six-game winning streak in six consecutive starts from 7/8-8/9 with a 2.02 ERA (8er/35.2ip) and 31 strikeouts.

### 2017-16

- Earned his first professional win in his season debut on 6/26/17 at Kingsport and fanned seven batters over 6.0 scoreless innings for his first career quality start.
- Allowed one run with nine strikeouts over a career-high 8.0 innings to earn the win on 8/26/17 vs. Williamsport.
- Made his professional debut on 7/13/16 at DSL Angels and struck out five over 3.0 one-run innings.

## PERSONAL

- Johan Oviedo (pronounced "YO-hahn oh-vee-YAD-oh").
- Defected from Cuba at age 15 and lived in Ecuador and the Dominican Republic before settling in Jacksonville, Fla. at age 18.
- Brought his family to the United States from Cuba in the 2022-23 offseason.
- As a youth, also played volleyball and did kickboxing competitively in Cuba.
- In his free time, he enjoys going to the beach, fishing and grilling with his friends and family; his specialty on the charcoal grill are tomahawk and ribeye steaks.
- Learned English through trying to communicate with teammates in the minor leagues.

## SINGLE-GAME HIGHS/MISCELLANEOUS

Complete Games	Winning Streak	Hits Allowed	Strikeouts
N/A	6, 7/8-8/9/18 (A)	10, 5/26/19 @ Arkansas (AA)	11, 7/27/19 vs. Corpus Christi (AA)
Shutouts	Losing Streak	Earned Runs Allowed	10+ Strikeout Games
N/A	6, 7/31-9/9/21 (AAA)	8 (2x), MR: 6/1/19 vs. NW Arkansas (AA)	3, MR: 9/9/21 @ Nashville (AAA)
Innings (Start)	Innings (Relief)	Home Runs Allowed	Walks
8.0, 8/26/17 vs. Williamsport (A-)	7.1, 7/1/18 @ Beloit (A)	3 (2x), MR: 5/6/22 (2) @ Jacksonville (AAA)	7, 8/17/19 vs. Arkansas (AA)

## CAREER PITCHING STATS

YEAR	TEAM	LG	LVL	ORG	W-L	ERA	G-6S	CG	SHO	SV-SVO	IP	H	R	ER	HR	HB	BB-IBB	SO	WHIP	AVG	AB	
2016	DSL Cardinals	DSL	R	STL	0-1	1.66	7-7	0	0	0-0	21.2	19	8	4	0	0	6-0	29	1.15	.238	80	
2017	Johnson City	APP	R+	STL	2-1	4.88	6-6	0	0	0-0	27.2	22	17	15	0	0	4	18-0	31	1.45	220	100
2017	State College	NYP	A-	STL	2-2	4.56	8-8	0	0	0-0	47.1	53	30	24	3	1	18-0	39	1.50	.285	186	
2018	Peoria	MID	A	STL	10-10	4.22	25-23	0	0	1-1	121.2	108	63	57	6	3	79-0	118	1.54	.238	454	
2019	Palm Beach	FSL	A+	STL	5-0	1.60	5-4	0	0	0-0	33.2	29	7	6	1	2	12-0	35	1.22	.230	126	
2019	Springfield	TEX	AA	STL	7-8	5.65	23-23	0	0	0-0	113.0	120	72	71	9	8	64-0	128	1.63	.273	499	
2020	ST. LOUIS	NL	MLB	STL	0-3	5.47	5-5	0	0	0-0	24.2	24	18	15	3	5	10-0	16	1.38	.253	95	
2021	ST. LOUIS	NL	MLB	STL	0-5	4.91	14-13	0	0	0-0	62.1	61	39	34	8	6	37-2	51	1.57	.251	243	
2021	Memphis	E	AAA	STL	1-6	6.13	12-11	0	0	0-0	54.1	55	38	37	7	5	29-0	59	1.55	.262	210	
2022	Memphis	INT	AAA	STL	4-2	5.58	10-10	0	0	0-0	50.0	43	33	31	14	4	23-0	51	1.32	.231	186	
2022	ST. LOUIS	NL	MLB	STL	2-1	3.20	14-1	0	0	1-1	25.1	26	9	9	4	1	7-0	26	1.30	.260	100	
2022	Indianapolis	INT	AAA	IND	0-0	0.79	5-4	0	0	0-0	11.1	8	1	1	0	0	3-0	13	0.97	.195	41	
2022	PITTSBURGH	NL	MLB	PIT	2-2	3.23	7-7	0	0	0-0	30.2	23	12	11	1	2	16-0	28	1.27	.198	116	
	Major League Totals				4-11	4.34	40-26	0	0	0-1	143.0	134	78	69	16	14	70-2	121	1.43	.242	554	
	Triple-A Totals				5-8	5.37	27-25	0	0	0-0	115.2	106	72	69	21	10	55-0	123	1.39	.243	437	
	Minor League Totals				31-30	4.61	102-97	0	0	1-1	480.2	457	269	246	40	28	252-0	503	1.48	.251	1822	



# JOSH PALACIOS

OF

**Born:** 7/30/95 in Brooklyn, N.Y.  
**MLB Debut:** 4/9/21 (TOR) vs. LAA  
**Height/Weight:** 6-1/200  
**Twitter:** @P\_lo21\_

**Opening Day Age:** 27  
**ML Service:** 0.084  
**Bats/Throws:** L/R  
**Instagram:** @p\_lo\_

**Acquired:** Selected by PIT from WSH in MiLB phase of the Rule 5 Draft on 12/7/22  
**2023 Baseball America Ranking (PIT):** N/A  
**2023 MLB Pipeline Ranking (PIT):** N/A

## BA PROSPECT RANKINGS

MiLB:  
 Org: TOR -- #30 ('22), #19 ('17)  
 Tools:

## AWARDS & HONORS

FSL All-Star (Post, 2018)

## TRANSACTIONS

- Selected by CIN (31st round, 935th overall) in the 2014 First-Year Player Draft, but did not sign.
- Selected by TOR (4th round, 132nd overall) in the 2016 First-Year Player Draft.
- Had his contract first selected by TOR on **Nov. 20, 2020**.
- Claimed off waivers from TOR by WSH on **April 15, 2022**.
- Selected by PIT from WSH in the MiLB phase of the Rule 5 Draft on **Dec. 7, 2022**.

## CAREER SUMMARY

### 2022

- Began the season with Triple-A Buffalo and hit .238 (5-for-21) with five runs and two home runs before being claimed off waivers by Washington on 4/15.
- Assigned to Triple-A Rochester where he spent the majority of the season, hitting .298 (82-for-275) with 21 extra-base hits, 44 RBI and 19 stolen bases in 76 games.
- Went 3-for-4 with a home run and career-high tying four RBI on 4/16 vs. Buffalo, his first game after switching organizations.
- Had two multi-hit games in May; had seven such performances in June.
- Logged four consecutive multi-hit games from 7/7-10.
- Hit safely in a career-high 18 consecutive games from 7/4-30 with a .356 batting average (26-for-73) and .898 OPS.
- Recalled by Washington on 8/2 and hit .213 (10-for-47) with eight runs in 29 games across two stints through the end of the season.
- Registered a .353 batting average (30-for-85) against left-handed Triple-A pitchers.
- Hit .393 (55-for-140) with 15 extra-base hits, 45 RBI and 15 walks compared to 22 strikeouts with runners on base.

### 2021

- Earned his first big-league callup on 4/9 and went 0-for-3 in his major league debut that night vs. Los Angeles (AL).
- Laid down a bunt single off LHP José Quintana in the second inning the next day for his first MLB hit and went 4-for-4 with a career-high four runs vs. the Angels; became the second player in American League history with four-plus hits and four-plus runs in one of his first two career games, along with Milwaukee's Wid Conroy on 4/25/1902.
- Appeared in 13 total games with Toronto across two stints and hit .200 (7-for-35) with seven runs and four RBI.
- Optioned on 4/24 and hit .300 (6-for-20) in six games with Buffalo before being placed on the 7-day injured list with a hand injury on 5/10.
- Went 4-for-6 with two runs, a double, two RBI and four walks in three rehab games with FCL Blue Jays and Single-A Dunedin from 8/5-11 (1); reinstated by Buffalo on 8/13.
- Hit safely in just four of 13 games through Buffalo and Toronto through the end of the season.

### 2019

- Spent the entire season with Double-A New Hampshire and hit .266 (76-for-286) with 27 extra-base hits and 38 RBI in 82 games.
- Hit safely in his first six games with a .333 batting average (8-for-24) and five walks from 4/4-10.
- Placed on the 7-day injured list on 4/19; reinstated on 5/29.
- Hit safely in 17 of 19 July games with a .348 batting average (23-for-66), 10 runs and almost as many walks (13) as strikeouts (19).

### 2018

- Spent the majority of the season with High-A Dunedin and hit .292 (148-for-507) with 30 doubles and 78 RBI in 125 games.
- Hit safely in 18 of 22 games in April with a .357 batting average (30-for-84), 409 on-base percentage and .921 OPS.
- Went 3-for-4 with a grand slam, leading to his first career four-RBI game on 7/1 vs. Bradenton.
- Recorded his second career four-hit game on 8/11 at Charlotte.
- Named a Florida State League postseason All-Star after leading the league in hits and RBI; also ranked among qualifiers in doubles (2nd), total bases (2nd, 212), extra-base hits (3rd, 43), batting average (6th), on-base percentage (7th, .357), OPS (8th, .775), and slugging percentage (9th, .418).
- Promoted to New Hampshire on 9/3 and went hitless in his lone Double-A game.

### 2017

- Spent the entire season with Single-A Lansing and hit .280 (103-for-368) in 91 games.
- Launched his first professional home run, a two-run shot, on 6/23 at West Michigan.
- Went 4-for-5 with four singles to set a career high in hits on 7/2 at South Bend.
- Registered a .340 batting average (33-for-97) with 18 runs in 23 July games.
- Hit safely in 18 of his final 19 games from 8/12-9/4 with a .400 batting average (30-for-75) and almost as many walks (10) as strikeouts (13).

### 2016

- Split the season between GCL Blue Jays, Short-Season A Vancouver and Lansing, hitting a combined .330 (65-for-197) with an .823 OPS.
- Made his professional debut on 7/2 vs. GCL Pirates and went 0-for-4; went 2-for-3 with a run in his next game on 7/4 at GCL Braves.

## PERSONAL

- Joshua John Palacios (pah-LA-see-ohs).
- Appeared for the Kingdom of the Netherlands in the 2023 World Baseball Classic.

## SINGLE-GAME HIGHS/MISCELLANEOUS

Hits	Home Runs	Grand Slams	Runs	Walks
4 (3x), MR: 4/10/21 vs. Los Angeles (AL)	1 (2x), MR: 7/16/22 vs. Omaha (AAA)	1, 7/11/18 vs. Bradenton	4, 4/10/21 vs. Los Angeles (AL)	4, 7/20/19 @ Reading (AA)
Hit Streak	RBI	Multi-homer Games	Stolen Bases	Strikeouts
18, 7/4-30/22 (AAA)	4 (3x), MR: 4/16/22 vs. Buffalo (AAA)	N/A	2 (4x), MR: 8/6/19 vs. Akron (AA)	4, 8/24/21 vs. Chicago (AL)

## CAREER BATTING STATS

YEAR	TEAM	LG	LVL	ORG	AVG	G	AB	R	H	2B	3B	HR	RBI	BB	IBB	SO	SB	CS	OBP	SLG	OPS	HBP	SAC	SF	GIOP	
2016	GCL Blue Jays	GCL	R	TOR	.265	13	49	10	13	3	0	0	4	3	0	6	4	1	.321	.327	.648	1	0	0	2	
2016	Vancouver	NWL	A-	TOR	.355	28	110	15	39	7	3	0	13	14	0	17	4	2	.437	.473	.910	2	0	0	3	
2016	Lansing	MID	A	TOR	.342	9	38	2	13	3	0	0	1	1	0	3	0	2	.375	.421	.796	1	0	0	2	
2017	Lansing	MID	A	TOR	.280	91	368	65	103	18	3	2	39	42	0	78	12	6	.360	.361	.721	6	0	3	4	
2018	Dunedin	FSL	A+	TOR	.292	125	507	62	148	30	5	8	78	47	2	125	15	9	.357	.418	.775	5	1	2	18	
2018	New Hampshire	EAS	AA	TOR	.000	1	3	0	0	0	0	0	0	0	0	2	0	0	.000	.000	.000	0	0	0	0	
2019	New Hampshire	EAS	AA	TOR	.266	82	286	43	76	18	2	7	38	45	0	70	15	5	.371	.416	.787	5	1	4	5	
DID NOT PLAY - TORONTO'S ALTERNATE TRAINING SITE																										
2021	TORONTO	AL	MLB	TOR	.200	13	35	7	7	0	0	0	4	3	0	11	0	0	.293	.200	.493	2	1	1	0	
2021	Buffalo	E	AAA	TOR	.241	16	54	7	13	2	0	0	2	5	0	16	1	2	.349	.278	.627	4	0	0	0	
2021	FCL Blue Jays	FCL	R+	TOR	.500	2	4	2	2	1	0	0	2	4	0	0	0	1	.750	.750	1.500	0	0	0	0	
2021	Dunedin	SE	A	TOR	1.000	1	2	0	2	0	0	0	0	0	0	0	0	1	1.000	1.000	2.000	0	0	0	0	
2022	Buffalo	INT	AAA	TOR	.238	6	21	5	5	0	0	2	4	2	0	5	2	1	.333	.524	.857	1	0	0	0	
2022	Rochester	INT	AAA	WSH	.298	76	275	43	82	12	2	7	44	33	0	60	19	7	.382	.433	.815	5	2	1	3	
2022	WASHINGTON	NL	MLB	WSH	.213	29	47	8	10	2	0	0	2	2	0	15	1	0	.245	.255	.500	1	0	0	0	
<b>Major League Totals</b>																										
<b>Triple-A Totals</b>																										
<b>Minor League Totals</b>																										
					.289	450	1717	254	496	94	15	26	225	196	3	372	72	37	.370	.407	.777	30	4	10	37	



# LIOVER PEGUERO

**INF**

**Born:** 12/31/00 in Higuey, D.R.  
**MLB Debut:** 6/18/22 (PIT) vs. SF  
**Height/Weight:** 6-0/200  
**Twitter:** @liover\_peguero

**Opening Day Age:** 22  
**ML Service:** 0.003  
**Bats/Throws:** R/R  
**Instagram:** @lpspeggy31

**Acquired:** Trade (ARI) on 1/27/20 with RHP Brennan Malone in exchange for OF Starling Marte and cash  
**2023 Baseball America Ranking (PIT):** No. 7  
**2023 MLB Pipeline Ranking (PIT):** No. 6

## BA PROSPECT RANKINGS

MiLB: **#78** ('22)  
 Org: PIT – **#7** ('23), **#5** ('22), **#5** ('21), **#4** ('20)  
 Tools:

## TRANSACTIONS

- Signed by ARI as a non-drafted free agent on **July 2, 2017**.
- Traded to PIT from ARI on **Jan. 27, 2020** with RHP Brennan Malone in exchange for OF Starling Marte and cash.
- Had his contract first selected by PIT on **Nov. 19, 2021**.

## AWARDS & HONORS

A+E Player of the Week (8/2/21)

PIO All-Star (Mid/Post, 2019)

NWL Player of the Week (8/12/19)

## CAREER SUMMARY

### 2022

- Spent the majority of the season with Double-A Altoona and hit .259 (125-for-483) with 22 doubles, 10 home runs, 58 RBI and 28 stolen bases in 121 games.
- Hit safely in eight consecutive games, six of which were multi-hit performances from 4/20-28 with a .486 batting average (17-for-35) with eight doubles and seven RBI.
- Logged a career-high four hits, two of which were doubles, on 4/28 at Akron.
- Registered a .303 batting average (30-for-99) while hitting safely in 21 of 24 May games.
- Was recalled for Pittsburgh on 6/17 and made his major league debut the next day as the Pirates starting center fielder; went 1-for-3 with a single off LHP Alex Wood for his first big-league hit.
- Hit .292 (66-for-226) in Double-A prior to being promoted to Pittsburgh, optioned back to Altoona on 6/20 and hit .230 (59-for-257) through the remainder of the season.
- Tied his career high with four hits on 9/3 vs. Akron.
- Ranked fifth among Eastern League leaders in hits and eighth in stolen bases (28).
- Also ranked among Pirates minor leaguers in hits (4th), stolen bases (4th), triples (T-6th, 5), total bases (7th, 187), runs (8th, 65), RBI (T-8th), and extra-base hits (T-9th, 37).

### 2021

- Spent the entire season with High-A Greensboro and hit .270 (101-for-374) with 19 doubles and 14 home runs in 90 games.
- Opened the season with a three-run home run in his debut on 5/4 vs. Hickory and launched another solo shot the next day.
- Placed on the 7-day injured list on 5/15 and was reinstated on 5/28.
- Recorded his first multi-homer game on 6/26 vs. Greenville; tied that mark with a pair of home runs and four RBI on 8/1 vs. Winston-Salem.
- Was named the High-A East Player of the Week on 8/2 after going 11-for-26 with nine runs, five home runs and 12 RBI the week prior; all five of his home runs were hit in four consecutive games.
- Hit safely in 10 consecutive games from 8/27-9/11 with a .385 batting average (15-for-39) and 12 runs.
- Ranked among High-A East leaders in stolen bases (2nd, 28), runs (T-5th, 67), hits (7th) and batting average (10th).
- Also ranked among Pirates minor leaguers in stolen bases (2nd), runs (T-5th), hits (7th), and batting average (10th).

### 2019

- Began the season with Rookie-Advanced Missoula and hit .364 (52-for-143) with a .559 slugging percentage and .969 OPS in 38 games.
- Hit safely in a career-high 11 consecutive games from 6/19-7/2 with a .465 batting average (20-for-43) and 13 runs; recorded hits in 14 of 15 games from 6/14-7/2.
- Was named a Pioneer League midseason and postseason All-Star.
- Promoted to Short-Season A Hillsboro on 8/8 and hit .262 (22-for-84) with 13 runs and 11 RBI in 22 games through the rest of the season.
- Named the Northwest League Player of the Week on 8/12 after going 8-for-17 with four doubles, one triple and five runs in his first four Short-Season A games.

### 2018

- Began the season with DSL D-Backs 1 and hit .309 (25-for-81) with seven extra-base hits and 16 RBI in 22 games.
- Made his professional debut on 6/2 at DSL Orioles and went 0-for-3 with a walk; singled three days later at DSL Blue Jays for his first professional hit.
- Notched multi-hit performances in five consecutive games from 7/24-30.
- Went 2-for-6 with a triple, home run and career-high four RBI on 7/27 at DSL White Sox.
- Promoted to AZL D-Backs for the month of August and hit .197 (13-for-66) with eight runs in 19 games.

## PERSONAL

- Liover Peguero pronounced "LEE-over puh-GAIR-oh").
- Learned how to spell and speak English by writing down lyrics from American music at age 10.

## SINGLE-GAME HIGHS/MISCELLANEOUS

<b>Hits</b> 4 (2x), MR: 9/3/22 vs. Akron (AA)	<b>Home Runs</b> 2 (2x), MR: 8/1/21 vs. Winston-Salem (A+)	<b>Grand Slams</b> N/A	<b>Runs</b> 4, 7/31/21 vs. Winston-Salem (A+)	<b>Walks</b> 3 (2x), MR: 8/29/21 @ Asheville (A+)
<b>Hit Streak</b> 11, 6/19-7/2/19 (R+)	<b>RBI</b> 4 (3x), MR: 4/9/22 vs. Harrisburg (AA)	<b>Multi-homer Games</b> 2, MR: 8/1/21 vs. Winston-Salem (A+)	<b>Stolen Bases</b> 2 (11x), MR: 9/14/22 vs. Reading (AA)	<b>Strikeouts</b> 4, 6/3/21 vs. Winston-Salem (A+)

## CAREER BATTING STATS

YEAR	TEAM	LG	LVL	ORG	AVG	G	AB	R	H	2B	3B	HR	RBI	BB	IBB	SO	SB	CS	OBP	SLG	OPS	HBP	SAC	SF	GI/DP
2018	DSL D-Backs	DSL	R	ARI	.309	22	81	14	25	3	3	1	16	6	0	12	4	1	.356	.457	.813	1	0	2	1
2018	AZL D-Backs	AZL	R	ARI	.197	19	66	8	13	0	0	0	5	5	0	17	3	2	.254	.197	.451	0	0	0	2
2019	Missoula	PIO	R+	ARI	.364	38	143	34	52	7	3	5	27	12	0	34	8	1	.410	.559	.969	0	0	1	5
2019	Hillsboro	NWL	A-	ARI	.262	22	84	13	22	4	2	0	11	8	0	17	3	1	.333	.357	.690	1	0	0	2
2020									DID NOT PLAY – PITTSBURGH'S ALTERNATE TRAINING SITE																
2021	Greensboro	E	A+	PIT	.270	90	374	67	101	19	2	14	45	33	0	105	28	6	.332	.444	.776	3	4	3	5
2022	Altoona	EAS	AA	PIT	.259	121	483	65	125	22	5	10	58	29	1	111	28	6	.305	.387	.692	4	3	2	7
2022	PITTSBURGH	NL	MLB	PIT	.333	1	3	0	1	0	0	0	0	1	0	2	0	0	.500	.333	.833	0	0	0	0
	<b>Major League Totals</b>				<b>.333</b>	<b>1</b>	<b>3</b>	<b>0</b>	<b>1</b>	<b>0</b>	<b>0</b>	<b>0</b>	<b>0</b>	<b>1</b>	<b>0</b>	<b>2</b>	<b>0</b>	<b>0</b>	<b>.500</b>	<b>.333</b>	<b>.833</b>	<b>0</b>	<b>0</b>	<b>0</b>	<b>0</b>
	<b>Minor League Totals</b>				<b>.275</b>	<b>312</b>	<b>1231</b>	<b>201</b>	<b>338</b>	<b>55</b>	<b>15</b>	<b>30</b>	<b>162</b>	<b>93</b>	<b>1</b>	<b>296</b>	<b>74</b>	<b>17</b>	<b>.328</b>	<b>.417</b>	<b>.745</b>	<b>9</b>	<b>7</b>	<b>8</b>	<b>22</b>



# QUINN PRIESTER

RHP

**Born:** 9/15/00 in Glendale Heights, Ill.  
**MLB Debut:** N/A  
**Height/Weight:** 6-3/200  
**Twitter:** @QuinnPriester

**Opening Day Age:** 22  
**ML Service:** 0:000  
**Bats/Throws:** R/R  
**Instagram:** @quinn\_priester

**Acquired:** Selected by PIT in 1st round (18th overall) in the 2019 First-Year Player Draft  
**2023 Baseball America Ranking (PIT / RHP):** No. 5 / Best Curveball  
**2023 MLB Pipeline Ranking (PIT / MiLB):** No. 4 / No. 60

## BA PROSPECT RANKINGS

MLB: #88 ('22), #58 ('21)  
 Org: PIT – #5 ('23), #6 ('22), #4 ('21), #7 ('20)  
 Tools: PIT – Best Curveball ('23, '21)

## TRANSACTIONS

Selected by PIT (1st round, 18th overall) in the 2019 First-Year Player Draft.

## AWARDS & HONORS

PIT MiLB Pitcher of the Year (2022)      EAS Pitcher of the Week (9/12/22)      A+E All-Star (Post, 2021)      Futures Game Selection (2021)  
 MiLB.com Organization All-Star (2022)      A+E Pitcher of the Year (2021)      A+E Pitcher of the Week (8/30/21)

## CAREER SUMMARY

### 2022

- Split the season between Single-A Bradenton, High-A Greensboro, Double-A Altoona and Indianapolis, going 5-5 with a 3.29 ERA (33er/90.1ip) and 89 strikeouts across levels.
- Began the season on the 7-day injured list with an oblique injury; made his season debut on 6/9 as part of a rehab assignment with Bradenton and tossed 3.0 hitless innings vs. Clearwater.
- Made one rehab start with Greensboro before being reinstated from the IL by Altoona on 6/16; made 15 Double-A starts and went 4-4 with a 2.87 ERA (24er/75.1ip) and 75 strikeouts.
- Did not allow an earned run over three consecutive starts (16.1ip) from 7/10-24, leading to a 1.69 ERA (5er/26.2ip) in five July starts.
- Tossed a career-high tying 7.0 innings on 8/17 vs. Harrisburg.
- Went on a three-game winning streak across four starts from 8/23-9/9 with a 1.27 ERA (3er/21.1ip) and 1.03 WHIP.
- Named the Eastern League Pitcher of the Week after throwing 7.0 scoreless innings with two hits and five strikeouts to earn the win on 9/9 at Erie.
- Promoted to Indianapolis on 9/21 and earned the win that day vs. St. Paul with 5.0 two-hit, shutout innings and six strikeouts.
- Led all qualifying Pirates farmhands in ERA, strikeouts, games started, innings pitched and batting average against (.234) since beginning his season on 6/9.

### 2021

- Spent the entire season with Greensboro and went 7-4 with a High-A East-leading 3.04 ERA (33er/97.2ip) and 98 strikeouts in 20 starts to be named the A+E Pitcher of the Year.
- Also ranked among league qualifiers in batting average against (1st, .225), WHIP (1st, 1.24), winning percentage (1st, .636), games started (1-2nd), innings pitched (3rd), wins (1-8th) and strikeouts (10th).
- Led all Pirates minor leaguers in ERA, batting average against and winning percentage; also ranked in WHIP (3rd), wins (1-5th), games started (6th), innings pitched (6th) and strikeouts (1-9th).
- Began the season with a career-high two-game losing streak; surrendered six earned runs in 7.0 innings combined.
- Followed up back-to-back losses with two consecutive wins, combining for 11.0 shutout innings.
- Went on a career-high five-game winning streak in a stretch of 12 starts from 6/15-9/2 (2); compiled a 2.20 ERA (16er/65.1ip) with 71 strikeouts.
- Named to the Sirius XM Futures Game and recorded two outs with one walk and a strikeout of White Sox prospect Yoelqui Cespedes.
- Surrendered one hit over 7.0 one-run innings with five strikeouts on 7/30 vs. Winston-Salem.
- Recorded his first double-digit strikeout outing (10) in 7.0 shutout innings on 8/13 at Winston-Salem.

- Struck out each of his first nine batters faced while taking a perfect game into the sixth inning on 8/27 at Asheville, ended his outing with a career-high 13 strikeouts in 6.0 shutout innings to be named the High-A East Pitcher of the Week on 8/30.
- Went 2-0 with a 2.35 ERA (6er/23.0ip), 1.04 WHIP and 33 strikeouts in four August starts.
- Earned the win in Game 2 of the High-A East Championship Series vs. Bowling Green (5.0ip, 3h, 1r, 1er, 1hr, 2bb, 7k).
- Compiled a 2.15 ERA (12er/50.1ip) and 59 strikeouts in 10 starts on the road.
- Did not surrender a hit in eight at-bats with the bases loaded.
- Held opposing batters to a .192 batting average (20-for-104) with runners in scoring position.
- Went 7-0 when throwing at least 5.0 innings in a start.

### 2019

- Began the season with GCL Pirates and went 1-1 with a 3.03 ERA (11er/32.2ip) and 37 strikeouts in eight games (seven starts).
- Made his professional debut on 7/2 vs. GCL Braves and surrendered one run with two strikeouts in 2.1 innings.
- Tossed 5.0 scoreless innings with a season-high seven strikeouts on 7/15 vs. GCL Braves.
- Earned his first professional win on 7/29 at GCL Braves with 5.0 two-run innings and five strikeouts.
- Made his only career relief appearance on 8/6 (1 vs. GCL Twins) and tossed 4.2 innings.
- Promoted to Short-Season A West Virginia on 8/22 and made his final start of the season on 8/27 at State College (4.0ip, 3h, 3r, 2er, 1hb, 4bb, 4k).
- Held right-handed batters to a .167 batting average (13-for-78); left-handed batters hit .328 (19-for-58) against him.

## PERSONAL

- Charles Quinn Priester.
- Is a 2019 graduate of Cary-Grove (Ill.) High School, where he posted an 8-2 record and 1.00 ERA as a senior.
- Was named the 2018-19 Gatorade Illinois Player of the Year.
- Was a two-sport athlete in high school; also played wide receiver and defensive back on the high school's football team that went 14-0 and won a Class 6A state championship in 2018.
- Was named a 2019 Rawlings Perfect Game preseason All-American.
- Was also ranked as the 19th-best prospect by MLB Pipeline in the 2019 First-Year Player Draft.
- Became the first high school player from the state of Illinois to be selected in the first round since Houston's Mike Foltyniewicz in 2010.
- Was listed by *Baseball America* as the No. 1 prospect in the state of Illinois.
- Was a Fox Valley All-Conference selection during his senior year of baseball.
- Signed by Pirates scout Anthony Wyclendin.

## SINGLE-GAME HIGHS/MISCELLANEOUS

Complete Games	Winning Streak	Hits Allowed	Strikeouts
N/A	5, 6/15-9/2/21 (2) (A+)	8 (3x), MR: 9/15/22 vs. Reading (AA)	13, 8/27/21 @ Asheville (A+)
Shutouts	Losing Streak	Earned Runs Allowed	10+ Strikeout Games
N/A	2 (2x), MR: 7/30-8/6/22 (1) (AA)	7, 9/15/22 vs. Reading (AA)	2, MR: 8/27/21 @ Asheville (A+)
Innings (Start)	Innings (Relief)	Home Runs Allowed	Walks
7.0 (4x), MR: 9/9/22 @ Erie (AA)	4.2, 8/6/19 (1) vs. GCL Twins (R)	3, 6/1/21 vs. Winston-Salem (A+)	5 (2x), MR: 9/27/22 @ Columbus (AAA)

## CAREER PITCHING STATS

YEAR	TEAM	LG	LVL	ORG	W-L	ERA	G-S	CG	SHO	SV-SVO	IP	H	R	ER	HR	BB	BB-IBB	SO	WHIP	AVG	AB
2019	GCL Pirates	GCL	R	PIT	1-1	3.03	8-6	0	0	0-0	32.2	29	15	11	1	4	10-0	37	1.19	.238	122
2019	WV Black Bears	NYP	A-	PIT	0-0	4.50	1-1	0	0	0-0	4.0	3	3	2	0	1	4-0	4	1.75	.214	14
2020																					
2021	Greensboro	E	A+	PIT	7-4	3.04	20-20	0	0	0-0	97.2	82	40	33	8	2	39-0	98	1.24	.225	365
2022	Bradenton	FSL	A	PIT	0-0	0.00	1-1	0	0	0-0	3.0	0	0	0	0	1	0-0	1	0.00	.000	9
2022	Greensboro	SAL	A+	PIT	0-0	16.88	1-1	0	0	0-0	2.2	6	5	1	0	1	0-0	3	2.63	.429	14
2022	Altoona	EAS	AA	PIT	4-4	2.87	15-15	0	0	0-0	75.1	68	30	24	4	6	22-0	75	1.19	.241	282
2022	Indianapolis	INT	AAA	PIT	1-1	3.86	2-2	0	0	0-0	9.1	5	4	4	1	1	7-0	10	1.29	.156	32
	<b>Triple-A Totals</b>				1-1	3.86	2-2	0	0	0-0	9.1	5	4	4	1	1	7-0	10	1.29	.156	32
	<b>Minor League Totals</b>				13-10	3.16	48-47	0	0	0-0	224.2	193	97	79	15	15	83-0	228	1.23	.230	838





# YOHAN RAMIREZ

RHP

Born: 5/6/95 in Villa Mella, D.R.  
MLB Debut: 7/24/20 (SEA) @ HOU  
Height/Weight: 6-2/190  
Twitter: N/A

Opening Day Age: 27  
ML Service: 2.001  
Bats/Throws: R/R  
Instagram: @yohanramirez06

Acquired: Trade (CLE) on 7/8/22 in exchange for cash  
2023 Baseball America Ranking (PIT): N/A  
2023 MLB Pipeline Ranking (PIT): N/A

## BA PROSPECT RANKINGS

MLB:  
Org: SEA – #24 ('21)  
Tools:

## AWARDS & HONORS

CAR All-Star (Mid, 2019) MID All-Star (Mid, 2018)

## TRANSACTIONS

- > Signed by HOU as a non-drafted free agent on July 11, 2016.
- > Selected by SEA in the MLB phase of the Rule 5 Draft on Dec. 12, 2019.
- > Traded to CLE from SEA on May 16, 2022 in exchange for cash.
- > Traded to PIT from CLE on July 8, 2022 in exchange for cash.

## CAREER SUMMARY

### 2022

- > Split the season between three organizations (Seattle, Cleveland and Pittsburgh), appearing in 20 Triple-A games and 30 major league games.
- > Began the season with Seattle and went 1-0 with a 7.56 ERA (7er/8.1ip) and 10 strikeouts in seven games.
- > Did not allow a hit in four of his seven appearances with the Mariners.
- > Optioned to Triple-A Tacoma on 4/28 and allowed six runs in 6.0 innings over four appearances.
- > Designated for assignment by Seattle on 5/13 and was traded to Cleveland on 5/16.
- > Assigned to Columbus and went 1-0 with a 4.35 ERA (5er/10.1ip), 13 strikeouts and .097 batting average against in 11 games.
- > Did not allow a hit over 5.0 innings (five appearances) from 5/24-6/8; allowed just one hit over 8.0 innings through 6/18.
- > Allowed one run in 2.0 innings in his lone outing with Cleveland on 6/24 vs. Boston.
- > Designated for assignment by Cleveland on 7/4 and was traded to Pittsburgh on 7/8.
- > Assigned to Indianapolis and went 1-0 with just two baserunners allowed over 4.1 scoreless innings.
- > Recalled by Pittsburgh on 8/3 and went 3-1 with a 3.67 ERA (11er/27.0ip) in 22 games across two stints.
- > Won a career-high three consecutive decisions in five scoreless appearances from 9/26-10/3; did not allow a run over his final six appearances of the season.

### 2021

- > Began the season with Tacoma and registered a 4.15 ERA (8er/17.1ip) with 24 strikeouts in 15 games across three stints.
- > Surrendered three runs in 2.0 innings in his first outing with Seattle on 5/21 at San Diego; followed it up with 2.0 hitless innings on 5/26 at Oakland before returning to Tacoma on 5/27.
- > Did not allow a run in 6.0 consecutive Triple-A innings (six appearances) with eight strikeouts from 5/29-6/24; was recalled twice on 6/12 and 6/18 but didn't appear in a game each time.
- > Recalled again on 6/27 and allowed runs in just one of his five outings (6.1ip).
- > Struck out a season-high tying four batters over 3.0 one-hit innings on 7/3 vs. Texas.
- > Earned his first major league win on 9/5 at Arizona with 1.0 scoreless frame and one strikeout.
- > Registered a 1.54 ERA (2er/11.2ip), 14 strikeouts and 1.03 WHIP in 13 games with Seattle from 8/20-9/19.

### 2020

- > Spent the entire season with Seattle after being selected from Houston in the major league phase of the Rule 5 Draft and went 0-0 with a 2.61 ERA (6er/20.2ip) and 26 strikeouts in 16 games.
- > Made his major league debut on 7/24 at Houston and walked two with two strikeouts in 1.0 scoreless inning.
- > Struck out Martin Maldonado swinging for his first MLB strikeout; also fanned Alex Bregman to strand a runner on second base and end his inning.
- > Earned his first major league save with 1.0 hitless inning and two strikeouts on 8/30 at Los Angeles (AL).

### 2019

- > Split the season between High-A Fayetteville and Double-A Corpus Christi, going 4-7 with a 3.99 ERA (47er/106.0ip) and 158 strikeouts.
- > Ranked third among Astros farmhands in strikeouts.
- > Struck out a career-high 12 batters but took the loss on 5/7 at Carolina.
- > Fanned 11 batters two starts later in 6.2 one-hit innings on 5/19 vs. Carolina.
- > Notched his third career double-digit strikeout performance with 10 strikeouts over 5.0 no-hit innings on 7/4 vs. Midland.

### 2018

- > Split the season between Single-A Quad Cities and High-A Buies Creek, going 6-8 with a 3.00 ERA (26er/78.0ip) and 82 strikeouts.
- > Fanned a season-high seven batters in his season debut on 4/9 vs. Kane County.
- > Tossed a career-high 7.0 one-hit innings on 5/9 vs. Fort Wayne to earn his second consecutive win.

### 2017-16

- > Tossed 4.0 no-hit innings in relief to earn the win on 8/4/17 vs. Burlington.
- > Made his professional debut on 7/2/16 at DSL Phillies 2 and allowed just one hit over 2.1 scoreless innings.
- > Earned his first professional win on 8/9/16 at DSL Phillies 2 and did not allow a run in his second consecutive start of 5.0 scoreless innings.

## PERSONAL


- > Yohan Manuel Ramirez.
- > Was a fan of the Boston Red Sox growing up; he says his favorite players were Pedro Martinez, David Ortiz and Manny Ramirez.

## SINGLE-GAME HIGHS/MISCELLANEOUS

Complete Games	Winning Streak	Hits Allowed	Strikeouts
N/A	3, 9/26-10/3/22 (ML)	7, 7/23/17 vs. Great Lakes (A)	12, 5/7/19 @ Carolina (A+)
Shutouts	Losing Streak	Earned Runs Allowed	10+ Strikeout Games
N/A	3, 7/17-29/17 (A)	7, 8/6/19 @ Frisco (AA)	3, MR: 7/4/19 vs. Midland (AAA)
Innings (Start)	Innings (Relief)	Home Runs Allowed	Walks
7.0, 5/9/18 vs. Fort Wayne (A)	5.0, 9/2/19 vs. Tulsa (AA)	2 (5x), MR: 8/15/21 vs. Toronto (AL)	7, 8/6/19 @ Frisco (AA)

## CAREER PITCHING STATS

YEAR	TEAM	LG	LVL	ORG	W-L	ERA	G-GS	CG	SHO	SV-SVO	IP	H	R	ER	HR	HB	BB-IBB	SO	WHIP	AVG	AB
2016	DSL Astros O	DSL	R	HOU	1-1	2.39	10-4	0	0	1-2	26.1	20	9	7	0	1	12-0	15	1.22	.196	102
2016	GSL Astros	GCL	R	HOU	1-0	2.25	2-0	0	0	0-0	4.0	5	3	1	0	1	2-0	3	1.75	.313	16
2017	Quad Cities	MID	A	HOU	4-5	5.07	17-10	0	0	1-1	65.2	59	40	37	4	12	44-0	53	1.57	.248	238
2017	Buies Creek	CAR	AAA	SEA	0-0	1.80	2-0	0	0	1-1	5.0	5	1	1	0	1	4-0	4	1.20	.253	19
2017	Corpus Christi	TEX	AA	HOU	0-0	1.93	1-1	0	0	0-0	4.2	3	1	1	1	0	1-0	8	0.86	.188	16
2018	Quad Cities	MID	A	HOU	5-7	2.95	15-10	0	0	1-2	58.0	40	26	19	6	9	28-0	62	1.17	.192	208
2018	Buies Creek	CAR	A+	HOU	1-1	3.15	14-0	0	0	2-2	20.0	16	9	7	0	3	14-0	20	1.50	.222	72
2019	Fayetteville	CAR	A+	HOU	1-2	2.89	10-7	0	0	0-0	43.2	22	18	14	0	8	22-0	69	1.01	.145	152
2019	Corpus Christi	TEX	AA	HOU	3-5	4.76	17-8	0	0	1-2	62.1	42	35	33	5	7	52-0	89	1.51	.190	221
2020	SEATTLE	AL	MLB	SEA	0-0	2.61	16-0	0	0	3-3	20.2	9	6	6	3	4	20-1	26	1.40	.130	69
2021	Tacoma	W	AAA	SEA	0-0	4.15	15-0	0	0	0-0	17.1	12	8	8	2	3	13-0	24	1.44	.200	60
2021	SEATTLE	AL	MLB	SEA	1-3	3.90	25-0	0	0	2-2	27.2	18	14	12	6	3	12-0	35	1.08	.188	96
2022	SEATTLE	AL	MLB	SEA	1-0	7.56	7-0	0	0	0-1	8.1	7	7	7	3	2	6-0	10	1.56	.219	32
2022	Tacoma	PCL	AAA	SEA	0-1	9.00	4-0	0	0	0-1	6.0	8	7	6	2	0	1-0	7	1.50	.308	26
2022	Columbus	INT	AAA	CLE	1-0	4.35	11-0	0	0	0-0	10.1	3	5	5	0	3	10-1	13	1.26	.097	31
2022	CLEVELAND	AL	MLB	CLE	0-0	4.50	1-0	0	0	0-0	2.0	3	1	1	0	1	1-0	1	2.00	.333	9
2022	Indianapolis	INT	AAA	PIT	1-0	0.00	5-0	0	0	0-0	5.1	1	0	0	0	0	2-0	4	0.56	.059	17
2022	PITTSBURGH	ML	MLB	PIT	3-1	3.67	22-0	0	0	1-1	27.0	22	11	11	1	3	13-1	21	1.14	.150	68
	Major League Totals				5-4	3.89	71-0	0	0	6-7	85.2	59	39	37	13	13	52-2	93	1.30	.194	304
	Triple-A Totals				2-1	4.38	35-0	0	0	0-1	39.0	24	20	19	4	6	26-1	48	1.28	.179	134
	Minor League Totals				18-22	3.81	123-40	0	0	7-11	328.2	236	162	139	20	47	202-1	371	1.33	.200	1178



# ENDY RODRÍGUEZ

C

**Born:** 5/26/00 in Santiago, D.R.  
**MLB Debut:** N/A  
**Height/Weight:** 6-0/200  
**Twitter:** N/A  
**Acquired:** Trade (NYM) on 1/19/21 in exchange for LHP Joey Lucchesi from SD; PIT receives RHP David Bednar, OF Hudson Head, RHP Drake Fellows and LHP Omar Cruz & sends RHP Joe Musgrove to SD  
**2023 Baseball America Ranking (PIT / MiLB):** No. 1 / No. 22  
**2023 MLB Pipeline Ranking (PIT / MiLB / C):** No. 2 / No. 55 / No. 6

**Opening Day Age:** 22  
**ML Service:** 0:000  
**Bats/Throws:** S/R  
**Instagram:** @endy.rdrgz

## BA PROSPECT RANKINGS

MLB: #22 ('23)  
 Org: PIT - #1 ('23), #7 ('22)  
 Tools:

## TRANSACTIONS

- Signed by NYM as a non-drafted free agent on **July 2, 2018**.
- Traded to PIT from NYM on **Jan. 19, 2021** as part of a 3-team, 7-player exchange that saw LHP Joey Lucchesi to NYM from SD and RHP Joe Musgrove sent from SD to SD from PIT in exchange for RHP David Bednar, OF Hudson Head, RHP Drake Fellows and LHP Omar Cruz.
- Had his contract first selected by PIT on **Nov. 15, 2022**.

## AWARDS & HONORS

- PIT MiLB Player of the Year (2022)
- Baseball America PIT MiLB Player of the Year (2022)
- Baseball America MiLB All-Star (2022)
- Baseball America High-A All-Star (2022)
- MLB Pipeline Prospect Team of the Year (First-Team, 2022)
- MiLB.com Organization All-Star (2021-22)
- SAL Most Valuable Player (2022)
- SAL Player of the Month (7/2022)
- A-SE Most Valuable Player (2021)
- A-SE All-Star (Post, 2021)
- A-SE Player of the Week (9/13/21)

## CAREER SUMMARY

### 2022

- Split the season between High-A Greensboro, Double-A Altoona and Indianapolis, hitting .323 (148-for-458) with 39 doubles, 25 home runs and a .997 OPS in 125 games between levels.
- Led all full-season Pirates farmhands in batting average, on-base percentage (.407), slugging percentage (.590), OPS, hits, runs (92), doubles, RBI (95), extra-base hits (68) and total bases (270) to be named the Pirates' Young Bucs Honus Wagner Player of the Year.
- Also finished among full-season Minor League leaders in OPS (5th), doubles (T-6th), slugging percentage (8th), extra-base hits (T-8th) and total bases (T-9th).
- Began the season with Greensboro and hit .302 (96-for-318) with a .396 OPS in 88 games through 8/6.
- Hit three home runs in a four-game span from 5/1-5 with six runs and six RBI.
- Reached base safely in all five plate appearances with a career-high four RBI on 6/15 vs. Hudson Valley.
- Hit safely in 11 consecutive games from 6/25-7/8 with a .425 batting average (17-for-40), .511 on-base percentage and 1.211 OPS.
- Led South Atlantic League leaders in home runs (eight), RBI (21), on-base percentage (.489), slugging percentage (.773), OPS (1.262) and runs (23) in July to be named the league's Player of the Month.
- Launched five home runs in three games from 7/23-26, beginning with back-to-back contests of two home runs; went 7-for-11 with seven RBI during that stretch.
- Logged a career-high five hits, two of which came for extra-bases, on 8/3 at Bowling Green.
- Promoted to Altoona on 8/9 and hit .356 (42-for-118) with a 1.120 OPS while hitting safely in 27 of 31 games with the Curve.
- Began his Double-A stint with a career-high 12-game hitting streak from 8/9-25; compiled a .356 batting average (16-for-45), eight extra-base hits, .711 slugging percentage and 1.164 OPS during that stretch.
- Logged his third two-homer game of the season on 9/1 vs. Akron.
- Promoted to Indianapolis on 9/20 and appeared in six games through the end of the season with a .455 batting average (10-for-22), four extra-base hits and eight RBI.
- Made his Triple-A debut on 9/20 vs. St. Paul and went 2-for-3 with a double and RBI; logged multiple hits in four of his six Triple-A contests.
- Went 3-for-4 with four RBI on 9/21 vs. St. Paul.
- Roped his first Triple-A three-bagger to drive in two runs while making his first Triple-A start at catcher on 9/22 vs. St. Paul.
- Went yard during a 2-for-4 performance in the season finale on 9/28 at Columbus.
- Named the SAL Most Valuable Player following the season after leading the league in slugging percentage (.544) and OPS; also ranked second in on-base percentage (.392), fourth in batting average and tied for fourth in extra-base hits (42).

### 2021

- Spent the entire season with Single-A Bradenton and hit .294 (111-for-377) with 46 extra-base hits and 73 RBI in 98 games.
- Led Single-A Southeast leaders in batting average, extra-base hits, total bases (193) and runs (73) to be named the league's Most Valuable Player after the season, also ranked among qualifiers in RBI (2nd), slugging percentage (2nd, .512), OPS (2nd, .892), hits (2nd), doubles (2nd, 25), triples (T-3rd, 6), home runs (T-3rd, 15) and on-base percentage (4th, .380).
- Hit safely in 22 of 25 games in July with a .319 batting average (30-for-94) and .868 OPS.
- Named the A-SE Player of the Week after hitting .387 (12-for-31) with three doubles, two home runs, nine runs and nine RBI in seven games at Clearwater from 9/7-12.
- Logged six multi-hit performances in eight games from 9/9-17.
- Hit .319 (23-for-72) with three home runs off left-handed pitchers.
- Registered a .352 batting average (19-for-54) and 28 RBI with runners in scoring position and two outs; only struck out eight times compared to six walks in that situation.

### 2019

- Split the season between DSL Mets 1 and GCL Mets, hitting .294 (30-for-102) with 17 extra-base hits and 15 walks to only 18 strikeouts in 31 games.
- Went 4-for-5 while setting career highs with two home runs and five RBI on 6/10 at DSL Yankees.
- Promoted to GCL Mets on 6/19 and hit safely in nine consecutive games from 6/27-7/8 with a .414 batting average (12-for-29), more walks (5) than strikeouts (4) and three stolen bases.
- Hit .375 (9-for-24) in eight July games.

### 2018

- Split the season between DSL Mets 1 and 2, hitting .261 (30-for-115) with 10 extra-base hits in 35 games.
- Made his professional debut on 7/11 (2) at DSL Cardinals Red and went 1-for-3 with a run, walk and RBI.
- Logged two hits in six consecutive games from 7/20-26.
- Launched his first professional home run with four RBI on 7/28 at DSL Nationals.

## PERSONAL

- Endy Steven Rodríguez.
- Played volleyball and basketball while growing up in the Dominican Republic.
- Lists Bryce Harper as his favorite player in MLB.

## SINGLE-GAME HIGHS/MISCELLANEOUS

Hits	Home Runs	Grand Slams	Runs	Walks
5, 8/3/22 @ Bowling Green (A+)	2 (4x), MR: 9/1/22 vs. Akron (AA)	N/A	4, 8/31/21 vs. Tampa (A+)	3 (5x), MR: 7/27/22 vs. Winston-Salem (A+)
Hit Streak	RBI	Multi-homer Games	Stolen Bases	Strikeouts
12, 8/9-25/22 (AA)	5, 6/10/19 @ DSL Yankees (R)	4, MR: 9/1/22 vs. Akron (AA)	2, 7/3/19 @ GCL Nationals (R)	3 (7x), MR: 7/9/22 vs. Greenville (A+)

## CAREER BATTING STATS

YEAR	TEAM	LG	LVL	ORG	AVG	G	AB	R	H	2B	3B	HR	RBI	BB	SO	SB	CS	OBP	SLG	OPS	HBP	SAC	SF	GIOP	
2018	DSL Mets 2	DSL	R	NYM	.385	11	39	7	15	2	1	0	6	5	0	9	1	2	.444	.487	.931	0	0	1	0
2018	DSL Mets 1	DSL	R	NYM	.197	24	76	15	15	4	1	2	17	15	0	17	1	0	.333	.355	.688	2	0	3	0
2019	DSL Mets 1	DSL	R	NYM	.296	9	27	5	8	4	0	2	8	5	0	5	0	0	.457	.667	1.124	3	0	0	0
2019	GCL Mets	GCL	R	NYM	.293	22	75	14	22	10	1	0	6	10	0	13	4	0	.393	.453	.846	3	0	1	0
2020	DID NOT PLAY																								
2021	Bradenton	SE	A	PIT	.294	98	377	73	111	25	6	15	73	50	0	77	2	0	.380	.512	.892	4	0	3	8
2022	Greensboro	SAL	A+	PIT	.302	88	318	63	96	23	3	16	35	42	1	77	3	3	.392	.544	.936	7	0	3	0
2022	Altoona	EAS	AA	PIT	.356	31	118	27	42	14	0	8	32	18	0	21	1	0	.442	.678	1.120	1	0	1	1
2022	Indianapolis	INT	AAA	PIT	.455	6	22	2	10	2	1	1	8	0	0	3	0	0	.435	.773	1.208	0	0	1	3
<b>Triple-A Totals</b>					.455	6	22	2	10	2	1	1	8	0	0	3	0	0	.435	.773	1.208	0	0	1	3
<b>Minor League Totals</b>					.303	289	1052	206	319	84	13	44	205	145	1	222	12	5	.393	.533	.926	20	0	13	12



# TYLER SAMANIEGO

LHP

**Born:** 1/30/99 in Huntsville, Ala.  
**MLB Debut:** N/A  
**Height/Weight:** 6-2/215  
**Twitter:** N/A

**Opening Day Age:** 24  
**ML Service:** 0.000  
**Bats/Throws:** R/L  
**Instagram:** @t\_samaniego18

**Acquired:** Selected by PIT in 15th round (433rd overall) of the 2021 First-Year Player Draft  
**2023 Baseball America Ranking (PIT):** N/A  
**2023 MLB Pipeline Ranking (PIT):** N/A

## AWARDS & HONORS

MLB.com Organization All-Star (2022)  
 PIT MiLB Reliever of the Year (2022)

## TRANSACTIONS

Selected by PIT (15th round, 433rd overall) in the 2021 First-Year Player Draft.

## CAREER SUMMARY

### 2022

- Began the season with High-A Greensboro and went 1-1 with a 0.53 ERA (1er/17.0ip), 24 strikeouts, 0.82 WHIP and .054 batting average against in 14 games.
- Did not allow a hit across 48 consecutive at-bats in 14 appearances from 4/20-6/4 between Greensboro and Double-A Altoona.
- Went 4-for-4 in save opportunities over six appearances from 5/10-24.
- Promoted to Altoona on May 31 and went 3-3 with 10 saves, a 3.52 ERA (12er/30.2ip) and 0.78 WHIP in 24 games.
- Surrendered career highs in hits (four) and earned runs (five) on 6/8 (2) at Reading; followed the outing with eight consecutive scoreless appearances from 6/12-7/8 (2).
- Registered a 0.89 ERA (2er/20.1ip) across 15 appearances from 6/12-8/13, with both earned runs coming in one outing.
- Led all Pirates farmhands with 14 saves to be named the Young Bucs Kent Tekulve Reliever of the Year.

### 2021

- Appeared in five games with High-A Bradenton in September and went 1-0 with a 1.29 ERA (1er/7.0ip), 15 strikeouts and 0.86 WHIP.
- Allowed just six baserunners over 28 total batters faced.

### PERSONAL

- Robert Tyler Samaniego (pronounced "SAM-an-YAY-go").
- Went 2-2 with a team-high seven saves, 4.08 ERA, 27 strikeouts and .172 batting average against in 2021 for the University of South Alabama (Mobile).
- Was scored upon just four times in 19 appearances in 2021 with South Alabama.
- Lettered two years at Northeast Mississippi (Booneville) Community College prior to transferring to South Alabama.
- Was a first-team selection for the Mississippi Association of Community and Junior Colleges in 2019. Lettered five times in baseball at Lee (Huntsville, Ala.) High School, where he was a 2017 first-team Class 5A state selection.

## SINGLE-GAME HIGHS/MISCELLANEOUS

<b>Complete Games</b> N/A	<b>Winning Streak</b> 1 (5x), MR: 8/27/22 @ Bowie (AA)	<b>Hits Allowed</b> 4, 6/8/22 (2) @ Reading (AA)	<b>Strikeouts</b> 5 (2x), MR: 6/12/22 @ Reading (AA)
<b>Shutouts</b> N/A	<b>Losing Streak</b> 1 (4x), MR: 8/16/22 vs. Harrisburg (AA)	<b>Earned Runs Allowed</b> 5, 6/8/22 (2) @ Reading (AA)	<b>10+ Strikeout Games</b> N/A
<b>Innings (Start)</b> N/A	<b>Innings (Relief)</b> 2.0 (9x), MR: 8/27/22 @ Bowie (AA)	<b>Home Runs Allowed</b> 1 (3x), MR: 8/27/22 @ Bowie (AA)	<b>Walks</b> 3, 4/27/22 @ Rome (A+)

## CAREER PITCHING STATS

YEAR	TEAM	LG	LVL	ORG	W-L	ERA	G-6S	CG	SHO	SV-SVO	IP	H	R	ER	HR	HB	BB-IBB	SO	WHIP	AVG	AB
2021	Bradenton	SE	A	PIT	1-0	1.29	5-0	0	0	0-0	7.0	4	2	1	1	0	2-0	15	0.86	.154	26
2022	Greensboro	SAL	A+	PIT	1-1	0.53	14-0	0	0	4-5	17.0	3	3	1	0	1	11-1	24	0.82	.054	56
2022	Altoona	EAS	AA	PIT	3-3	3.52	24-0	0	0	10-13	30.2	15	13	12	2	1	9-1	23	0.78	.147	102
	<b>Minor League Totals</b>				<b>5-4</b>	<b>2.30</b>	<b>43-0</b>	<b>0</b>	<b>0</b>	<b>14-18</b>	<b>54.2</b>	<b>22</b>	<b>18</b>	<b>14</b>	<b>3</b>	<b>2</b>	<b>22-2</b>	<b>62</b>	<b>0.80</b>	<b>.120</b>	<b>184</b>



# LOLO SANCHEZ

OF

**Born:** 4/23/99 in Santo Domingo, D.R.  
**MLB Debut:** N/A  
**Height/Weight:** 5-11/190  
**Twitter:** N/A

**Opening Day Age:** 23  
**ML Service:** 0.000  
**Bats/Throws:** R/R  
**Instagram:** @kevin\_sanchez237

**Acquired:** Signed by PIT as a non-drafted free agent on 7/2/15  
**2023 Baseball America Ranking (PIT / Tools):** N/A / Best Strike-Zone Discipline  
**2023 MLB Pipeline Ranking (PIT):** N/A

## BA PROSPECT RANKINGS

MLB:  
 Org: PIT – #40 ('22), #28 ('20), #12 ('19), #10 ('18)  
 Tools: PIT – Best Strike-Zone Discipline ('23)

## TRANSACTIONS

› Signed by PIT as a non-drafted free agent on July 2, 2015.

## AWARDS & HONORS

PIT MiLB Baserunner of the Year (2021)

MiLB.com Organization All-Star (2021)

SAL All-Star (Mid, 2019)

## CAREER SUMMARY

### 2022

- › Spent the majority of the season with Double-A Altoona and hit .231 (49-for-212) with almost as many walks (34) as strikeouts (40) in 66 games.
- › Recorded seven two-hit performances in a 10-game stretch from 4/26-5/6 with a .452 batting average (14-for-31), six runs, four doubles and nine walks.
- › Logged a season-high three hits with a double, home run and three RBI on 5/22 vs. Richmond.
- › Placed on the 7-day injured list on 6/24 and went 3-for-18 in five rehab games with FCL Pirates and Bradenton on 8/2-9; reinstated by Altoona on 8/12.

### 2021

- › Spent the entire season with High-A Greensboro and hit .264 (96-for-364) with 17 home runs in 104 games.
- › Led the High-A East with 79 runs and 30 stolen bases; also ranked among league leaders in walks (T-2nd, 55) and on-base percentage (3rd, .372).
- › Hit his first career grand slam as part of his first two-homer game on 8/11 at Winston-Salem; also set a career high with six RBI.
- › Compiled a .434 batting average (23-for-53) with eight multi-hit contests in 14 games on 8/8-25; also had two career-high four-hit games and two four-plus RBI games in that stretch.
- › Hit .312 (43-for-138) through the final two months of the season.
- › Recorded three consecutive multi-hit games from 9/11-14 to begin a six-game hitting streak to end the regular season.
- › Hit .325 (13-for-40) with four home runs with runners in scoring position and two outs.
- › Hit .294 (5-for-17) with one home run, three RBI and five walks to three strikeouts in five games of the High-A Championship Series against Bowling Green.

### 2019

- › Split the season between Single-A Greensboro and High-A Bradenton and hit .257 (100-for-389) in 113 games.
- › Began the season with Greensboro and hit .301 (68-for-226) in 61 games.
- › Went on a career-high 10-game hitting streak from 4/11-22 with a .421 batting average (16-for-38), five extra-base hits and five RBI.
- › Finished April with his highest monthly clip for the season, hitting .337 (28-for-83).
- › Stole a career-high tying two bases twice; 4/13 at Charleston and 5/4 vs. West Virginia.
- › Tied a career high with four hits on 5/5 vs. West Virginia and was a home run shy of the cycle.
- › Hit .320 (58-for-181) vs. right-handed Single-A pitchers.
- › Named as a South Atlantic League midseason All-Star after ranking in the top five among league leaders in triples (T-1st, 6), stolen bases (T-2nd, 20) and runs (T-3rd, 43) in the first half.
- › Promoted to Bradenton on 6/20 and hit .196 (32-for-163) through the end of the season.
- › Excelled in Single-A with runners in scoring position, hitting .358 (19-for-53), but dropped that batting average to .176 (6-for-34) in High-A.
- › Stole a career-high 33 bases between both levels, ranking second among all Pirates farmhands.

### 2018

- › Spent the entire season with Single-A West Virginia and hit .243 (92-for-378) in 114 games.
- › Stole a team-leading 30 stolen bases and ranked fourth among all Pirates minor leaguers.
- › Hit safely in 16 of 19 games from 8/2-27 with a .355 batting average (22-for-62).

### 2017

- › Spent the entire season with GCL Pirates and hit a career-high .284 (58-for-204) in 51 games.
- › Hit his first professional home run on 6/30 vs. GCL Tigers West.
- › Hit safely in 11 of 13 games from 7/8-24 with a .396 batting average (21-for-53) and 10 RBI.
- › Set a career high with a four-hit game on 7/12 at GCL Tigers East; tied that mark on 7/24 vs. GCL Yankees West.
- › Also set a career high with two stolen bases on 7/12; tied that mark on 7/19 vs. GCL Blue Jays.
- › Notched his highest monthly average of the season in July, hitting .329 (28-for-85).
- › Hit safely in 15 of 16 games from 8/4-26 with five extra-base hits and seven RBI.
- › Made 49 starts in center field and recorded a perfect fielding percentage in 418.2 innings (132 total chances).
- › Ranked as the Gulf Coast League's No. 2 prospect by *Baseball America* after the season.

### 2016

- › Spent the entire season with DSL Pirates and hit .235 (36-for-153) in 45 games.
- › Recorded his first professional hit on 6/11 at DSL Mets 1 and his first multi-hit game on 6/13.
- › Went on a six-game hitting streak from 6/16-25 and hit .435 (10-for-23).
- › Hit .340 (17-for-50) in June vs. .179 (10-for-56) in July and .191 (9-for-47) in August.

## PERSONAL

- › Kevin Bryan Sanchez.

## SINGLE-GAME HIGHS/MISCELLANEOUS

<b>Hits</b>	<b>Home Runs</b>	<b>Grand Slams</b>	<b>Runs</b>	<b>Walks</b>
4 (5X), MR: 8/25/21 @ Asheville (A+) 2, 8/11/21 @ Winston-Salem (A+) 1, 8/11/21 @ Winston-Salem (A+) 1	5, 7/4/21 @ Bowling Green (A+) 4, 5/4/22 @ Erie (AA)			
<b>Hit Streak</b>	<b>RBI</b>	<b>Multi-homer Games</b>	<b>Stolen Bases</b>	<b>Strikeouts</b>
10, 4/11-22/19 (A)	6, 8/11/21 @ Winston-Salem (A+) 1, 8/11/21 @ Winston-Salem (A+) 2	2 (19X), MR: 4/10/22 vs. Harrisburg (AA)	3 (12X), MR: 6/10/22 @ Reading (AA)	

## CAREER BATTING STATS

YEAR	TEAM	LG	LVL	ORG	AVG	G	AB	R	H	2B	3B	HR	RBI	BB	IBB	SO	SB	CS	OBP	SLG	OPS	HBP	SAC	SF	GIDP
2016	DSL Pirates	DSL	R	PIT	.235	45	153	19	36	4	1	0	10	24	0	18	4	8	.359	.275	.633	6	6	1	4
2017	GCL Pirates	GCL	R	PIT	.284	51	204	42	58	11	2	4	20	21	1	19	14	7	.359	.417	.776	4	3	2	3
2018	WV Power	SAL	A	PIT	.243	114	378	57	92	18	1	4	34	41	1	72	30	13	.322	.328	.650	5	12	5	3
2019	Greensboro	SAL	A	PIT	.303	61	226	43	68	10	6	4	26	17	0	28	20	10	.377	.451	.829	12	6	2	4
2019	Bradenton	FSL	A+	PIT	.196	52	163	21	32	3	3	1	9	18	0	31	13	5	.300	.270	.570	7	5	2	4
2020	Greensboro	E	A+	PIT	.264	104	364	79	96	18	0	17	58	55	0	72	30	9	.372	.453	.825	11	2	5	7
2022	Altoona	EAS	AA	PIT	.231	66	212	26	49	6	0	5	24	34	0	40	7	2	.343	.330	.673	3	3	2	1
2022	FCL Pirates	FCL	R	PIT	.077	4	13	2	1	0	0	1	1	0	0	3	0	1	.200	.077	.277	1	0	0	0
2022	Bradenton	FSL	A	PIT	.400	1	5	1	2	0	0	0	1	0	0	2	0	0	.400	.400	.800	0	0	0	0
	<b>Minor League Totals</b>				<b>.253</b>	<b>498</b>	<b>1718</b>	<b>290</b>	<b>434</b>	<b>70</b>	<b>13</b>	<b>35</b>	<b>183</b>	<b>211</b>	<b>2</b>	<b>285</b>	<b>118</b>	<b>55</b>	<b>.348</b>	<b>.370</b>	<b>.718</b>	<b>49</b>	<b>37</b>	<b>19</b>	<b>26</b>



# CONNOR SCOTT

OF

**Born:** 10/8/99 in Tampa, Fla.  
**MLB Debut:** N/A  
**Height/Weight:** 6-3/185  
**Twitter:** @connorscott24

**Opening Day Age:** 23  
**ML Service:** 0.000  
**Bats/Throws:** L/L  
**Instagram:** @connor\_scott\_

**Acquired:** Trade (MIA) on 11/29/21 with RHP Zach Thompson and RHP Kyle Nicolas in exchange for C Jacob Stallings  
**2023 Baseball America Ranking (PIT):** N/A  
**2023 MLB Pipeline Ranking (PIT):** N/A

## BA PROSPECT RANKINGS

**MLB:**  
**Org:** PIT – #26 ('22); MIA – #14 ('21), #10 ('20), #6 ('19)  
**Tools:**

## TRANSACTIONS

- Selected by MIA (1st round, 13th overall) in the 2018 First-Year Player Draft.
- Traded to PIT from MIA on **Nov. 29, 2021** with RHP Zach Thompson and RHP Kyle Nicolas in exchange for C Jacob Stallings.

## CAREER SUMMARY

### 2022

- Spent the entire season with Double-A Altoona and hit .247 (94-for-380) with 25 doubles and 10 stolen bases in 109 games.
- Hit safely in his first nine games of the season with a .424 batting average (14-for-33) and five extra-base hits; began a stretch of hitting safely in 14 of 15 games from 4/9-5/1.
- Raised his average from .273 to .305 while hitting safely in 10 of 11 games from 5/12-27.
- Set a career high with four hits while finishing a triple shy of the cycle on 8/10 at Binghamton.
- Launched two home runs for a career-high tying four RBI on 9/17 vs. Reading.
- Hit .290 (27-for-93) with 14 extra-base hits with runners in scoring position.
- Registered a .318 batting average (7-for-22) with seven RBI in six games as Altoona's designated hitter.

### 2021

- Spent the entire season with High-A Beloit and hit .276 (109-for-395) with a career-high 10 home runs in 96 games.
- Hit .370 (10-for-27) in six games from 6/30-7/6.
- Logged 10 multi-hit performances over 26 August games, good for a .296 batting average (32-for-108).
- Set career highs with his first two-homer, four-RBI game on 8/20 vs. Peoria; drove in four RBI again on 9/5 at Wisconsin.
- Hit safely in 14 of 16 games, nine of which were multi-hit performances, from 8/28-9/19 with a .391 batting average (25-for-64).
- Went 11-for-29 with 13 RBI with runners in scoring position and two outs.
- Ranked among High-A Central leaders in runs (3rd, 80), doubles (T-3rd, 25), hits (5th), extra-base hits (6th, 41), total bases (6th, 176) and triples (T-6th, 6).

### 2019

- Began the season with Single-A Clinton and hit .251 (95-for-378) with 21 stolen bases in 95 games.
- Swiped a career-high three bases on 6/9 (2) at Burlington.
- Logged a career-high 16-game hitting streak from 7/7-26 with a .415 batting average (27-for-65); the streak began with seven consecutive multi-hit performances.
- Hit .313 (31-for-99) in 25 July games with Clinton prior to being promoted to High-A Jupiter on 7/30.
- Appeared in 27 High-A games and hit .235 (23-for-98) through the end of the season.

### 2018

- Split the season between GCL Marlins and Single-A Greensboro, hitting .218 (39-for-179) in 50 games.
- Made his professional debut on 7/2 vs. GCL Nationals and went 1-for-3.
- Went just 3-for-37 over his first 11 games with GCL Marlins; bounced back and hit safely in 12 of 16 games with a .303 batting average (20-for-66) from 7/18-8/5.
- Promoted to Greensboro on 8/7 for the remainder of the season.

## PERSONAL


- Connor Bryant Scott.

## SINGLE-GAME HIGHS/MISCELLANEOUS

<b>Hits</b> 4, 8/10/22 @ Binghamton (AA)	<b>Home Runs</b> 2 (2x), MR: 9/17/22 vs. Reading (AA)	<b>Grand Slams</b> N/A	<b>Runs</b> 4, 6/19/21 @ Peoria (A+)	<b>Walks</b> 3, 6/13/21 @ Cedar Rapids (A+)
<b>Hit Streak</b> 16, 7/7-26/19 (A)	<b>RBI</b> 4 (3x), MR: 9/17/22 vs. Reading (AA)	<b>Multi-homer Games</b> 2, MR: 9/17/22 vs. Reading (AA)	<b>Stolen Bases</b> 3, 6/9/19 (2) @ Burlington (A)	<b>Strikeouts</b> 4 (3x), MR: 8/25/22 @ Bowie (AA)

## CAREER BATTING STATS

YEAR	TEAM	LG	LVL	ORG	AVG	G	AB	R	H	2B	3B	HR	RBI	BB	SO	SB	CS	OBP	SLG	OPS	HBP	SAC	SF	GIDP
2018	GCL Marlins	GCL	R	MIA	.223	27	103	15	23	1	4	0	8	14	0	29	8	.319	.311	.630	1	0	1	1
2018	Greensboro	SAL	A	MIA	.211	23	76	4	16	2	0	1	5	10	0	27	1	.295	.276	.571	0	1	2	0
2019	Clinton	MID	A	MIA	.251	95	378	56	95	24	4	4	35	31	1	91	21	.311	.368	.679	2	1	0	2
2019	Jupiter	FSL	A+	MIA	.235	27	98	12	23	4	1	1	5	11	0	26	2	.306	.327	.633	0	0	2	1
2020	DID NOT PLAY – MIAMI'S ALTERNATE TRAINING SITE																							
2021	Beloit	C	A+	PIT	.276	96	395	80	109	25	6	10	46	31	0	92	14	.333	.446	.779	4	0	2	3
2022	Altoona	EAS	AA	PIT	.247	109	380	46	94	25	4	7	49	33	0	92	10	.308	.389	.697	2	1	4	5
	<b>Minor League Totals</b>				<b>.252</b>	<b>377</b>	<b>1430</b>	<b>213</b>	<b>360</b>	<b>81</b>	<b>19</b>	<b>23</b>	<b>149</b>	<b>130</b>	<b>1</b>	<b>357</b>	<b>56</b>	<b>.30</b>	<b>.383</b>	<b>.699</b>	<b>9</b>	<b>3</b>	<b>11</b>	<b>12</b>



# COLIN SELBY

RHP

**Born:** 10/24/97 in Chesapeake, Va.  
**MLB Debut:** N/A  
**Height/Weight:** 6-1/225  
**Twitter:** @Colin\_Selby40

**Opening Day Age:** 25  
**ML Service:** 0.000  
**Bats/Throws:** R/R  
**Instagram:** @selby11

**Acquired:** Selected by PIT in 16th round (474th overall) of the 2018 First-Year Player Draft  
**2023 Baseball America Ranking (PIT / Tools):** No. 26 / Best Slider  
**2023 MLB Pipeline Ranking (PIT):** N/A

## BA PROSPECT RANKINGS

MLB:  
 Org: PIT – #26 ('23)  
 Tools: PIT – Best Slider ('23)

## TRANSACTIONS

- Selected by PIT (16th round, 474th overall) in the 2021 First-Year Player Draft.
- Had his contract first selected by PIT on Nov. 15, 2022.

## CAREER SUMMARY

### 2022

- Began the season with Double-A Altoona and went 2-2 with a 2.20 ERA (8er/32.2ip) and 41 strikeouts in 26 games (one start).
- Allowed just one earned run in his first 11 appearances with Altoona, compiling a 0.68 ERA (13.1ip), 0.98 WHIP and 15 strikeouts.
- Did not surrender a home run in his first 13 appearances, and allowed just one homer across all 26 outings with Altoona.
- Struck out a season-high five batters in seven total batters faced on 5/13 vs. Somerset.
- Promoted to Indianapolis on 9/20 and appeared in three games through the end of the season, going 0-1 with a 3.00 ERA (1er/3.0ip).
- Did not hit a single batter in 29 combined appearances for the first time in his career.

### 2021

- Spent the entire season with High-A Greensboro and went 3-1 with a 4.37 ERA (29er/59.2ip) and 67 strikeouts in 31 appearances.
- Allowed just one run in 10 July appearances, going 2-0 with a 0.47 ERA (19.1ip), 0.52 WHIP, .050 batting average against and 20 strikeouts.
- Registered a 14.0-inning scoreless streak from 7/13-31.
- Went on a career-high tying three-game winning streak across 11 appearances from 7/13-8/22 with a 3.38 ERA (10er/26.2ip) and 30 strikeouts.
- Logged three consecutive hitless outings (6.0ip) from 7/17-23.
- Fanned a season-high six batters in 3.0 no-hit innings to earn the save on 8/27 at Asheville.
- Did not allow a run in his final five outings of the season (8.2ip) with 15 strikeouts.

### 2019

- Spent the entire season with Single-A Greensboro and went 6-3 with a 2.97 ERA (29er/88.0ip) and 86 strikeouts in 17 starts.
- Struck out a career-high 10 batters in a career-high 6.1 innings on 6/1 vs. Lakewood to earn his second consecutive win.
- Went on his first career-high three-game winning streak in consecutive starts from 7/26-8/6; allowed just one earned run over 16.0 combined innings with as many strikeouts.
- Fanned nine batters over 5.0 innings on 8/1 at Greenville.

### 2018

- Spent the entire season with Rookie-Advanced Bristol and went 1-3 with a 4.15 ERA (22er/47.2ip) in 11 starts.
- Made his professional debut on 6/23 vs. Elizabethton and tossed 3.0 hitless innings.
- Fanned a season-high eight batters in back-to-back starts on 8/2 (2) vs. Bluefield and 8/9 vs. Greeneville.
- Earned his first career win in his final outing of the season on 8/28 vs. Danville with 6.0 two-hit innings and five strikeouts.

## PERSONAL


- Colin Andrew Selby.
- Played three years at Randolph-Macon (Ashland, Va.) College and is looking to become the third alum to reach the majors along with Frank Walker from 1917-25 and Paul Gillford in 1967.
- Went 18-5 with a 2.95 ERA in 30 appearances (28 starts) during his collegiate career.
- Was named an ABCA/Rawlings NCAA Division III first-team All-American and the Old Dominion Athletic Conference Pitcher of the Year in 2018.
- Led the nation in strikeouts (126) in 2018.
- Helped lead Randolph-Macon to the 2018 Division III College World Series.
- Is the highest Pirates draft pick from a Division III school since Tony Womack in 1991 (seventh round from Guilford College).
- Attended Western Branch (Chesapeake, Va.) High School, which is the same school that produced former Pirate Jimmy Anderson.

## SINGLE-GAME HIGHS/MISCELLANEOUS

Complete Games	Winning Streak	Hits Allowed	Strikeouts
N/A	3 (2x), MR: 7/13-8/22/21 (A+)	7 (3x), MR: 8/12/19 @ Kannapolis (A)	10, 6/1/19 vs. Lakewood (A)
Shutouts	Losing Streak	Earned Runs Allowed	10+ Strikeout Games
N/A	3, 7/4-8/14/18 (R+)	5 (2x), MR: 8/14/18 @ Johnson City (R+)	1, 6/1/19 vs. Lakewood (A)
Innings (Start)	Innings (Relief)	Home Runs Allowed	Walks
6.1, 6/1/19 vs. Lakewood (A)	3.0 (7x), MR: 8/27/21 @ Asheville (A+)	3, 6/3/21 vs. Winston-Salem (A+)	4 (5x), 7/10/21 vs. Asheville (A+)

## CAREER PITCHING STATS

YEAR	TEAM	LG	LVL	ORG	W-L	ERA	G-6S	CG	SHO	SV-SVO	IP	H	R	ER	HR	HB	BB-IBB	SO	WHIP	AVG	AB
2018	Bristol	APP	R+	PIT	1-3	4.15	11-11	0	0	0-0	47.2	43	27	22	4	6	16-0	41	1.24	.240	179
2019	Greensboro	SAL	A	PIT	6-3	2.97	17-17	0	0	0-0	88.0	71	39	29	8	3	27-0	86	1.11	.215	330
2020											DID NOT PLAY										
2021	Greensboro	EAS	A+	PIT	3-1	4.37	31-0	0	0	6-7	59.2	39	29	29	7	8	35-0	67	1.24	.183	213
2022	Altoona	EAS	AA	PIT	2-2	2.20	26-1	0	0	8-10	32.2	27	13	8	1	0	14-1	41	1.26	.225	120
2022	Indianapolis	INT	AAA	PIT	0-1	3.00	3-0	0	0	0-0	3.0	2	1	1	0	0-0	2	0.67	.182	11	
	<b>Triple-A Totals</b>				<b>0-1</b>	<b>3.00</b>	<b>3-0</b>	<b>0</b>	<b>0</b>	<b>0-0</b>	<b>3.0</b>	<b>2</b>	<b>1</b>	<b>1</b>	<b>0</b>	<b>0-0</b>	<b>2</b>	<b>0.67</b>	<b>.182</b>	<b>11</b>	
	<b>Minor League Totals</b>				<b>12-10</b>	<b>3.47</b>	<b>88-29</b>	<b>0</b>	<b>0</b>	<b>14-17</b>	<b>231.0</b>	<b>182</b>	<b>109</b>	<b>89</b>	<b>21</b>	<b>17</b>	<b>92-1</b>	<b>237</b>	<b>1.19</b>	<b>.213</b>	<b>853</b>



# AARON SHACKELFORD

OF

**Born:** 10/16/96 in Murrieta, Calif.  
**MLB Debut:** N/A  
**Height/Weight:** 5-9/215  
**Twitter:** N/A

**Opening Day Age:** 26  
**ML Service:** 0.000  
**Bats/Throws:** L/R  
**Instagram:** @aaronsackelford

**Acquired:** Selected by PIT in 14th round (424th overall) of the 2019 First-Year Player Draft  
**2023 Baseball America Ranking (PIT):** N/A  
**2023 MLB Pipeline Ranking (PIT):** N/A

## BA PROSPECT RANKINGS

**MLB:**  
**Org:**  
**Tools:**

## TRANSACTIONS

↳ Selected by PIT (14th round, 424th overall) in the 2019 First-Year Player Draft.

## CAREER SUMMARY

### 2022

- ↳ Spent the majority of the season with Double-A Altoona and hit .239 (95-for-397) with 26 home runs in 110 games.
- ↳ Led all Pirates farmhands and tied for third in the Eastern League in home runs; also ranked fourth in the league in slugging percentage (.499), fifth in RBI (79) and tied for sixth in extra-base hits (50).
- ↳ Also ranked among Pirates farmhands in RBI (2nd), slugging percentage (3rd, .482), total bases (3rd, 193), extra-base hits (4th), runs (T-6th, 66), and doubles (T-7th, 23).
- ↳ Opened the season with a career-high 10-game hitting streak from 4/9-28 while registering a .314 batting average (11-for-35), three home runs and 11 RBI.
- ↳ Logged his first career multi-homer game with a season-high five RBI on 6/17 vs. Erie; launched a pair of home runs again on 7/15 vs. Richmond.
- ↳ Promoted to Indianapolis on 9/20 and went 1-for-16 through the end of the season.

### 2021

- ↳ Spent the entire season with High-A Greensboro and hit .210 (78-for-372) with 22 home runs and 69 RBI in 97 games.
- ↳ Ranked among Pirates farmhands in home runs (3rd), RBI (5th), extra-base hits (6th, 39) and total bases (9th, 163).
- ↳ Also ranked among High-A East leaders in home runs (T-4th) and RBI (T-6th).
- ↳ Began the season with a .400 batting average (10-for-25), four home runs and 10 RBI in his first seven games.
- ↳ Homered in three consecutive games from 5/9-13 (1) as part of a five-game stretch where he launched four home runs.
- ↳ Went 4-for-6 with a career-high seven RBI while hitting for the cycle on 9/7 at Jersey Shore; clinched the feat with a bases-clearing triple in the top of the ninth inning.
- ↳ Launched his first and only career grand slam the next day on 9/8 at Jersey Shore.

### 2019

- ↳ Spent the entire season with Rookie-Advanced Bristol and hit .274 (58-for-212) with 28 extra-base hits in 53 games.
- ↳ Made his professional debut on 6/19 vs. Burlington and went 1-for-3 with a double and walk.
- ↳ Reached base safely in all five plate appearances on 6/25 at Elizabethton with a double and career-high four walks.
- ↳ Hit safely in 15 of 17 games from 8/8 (1)-27 with a .319 batting average (22-for-69) and 11 extra-base hits, raising his season batting average from .259 to .279.
- ↳ Finished a single shy of the cycle on 8/13 vs. Bluefield after going 3-for-4 with three RBI.

## PERSONAL

- ↳ Aaron Winston Shackelford, wife's name is Brooke and has one daughter, Millie (1).
- ↳ Hit .415 (78-for-188) with 14 doubles, three triples, 36 home runs and 99 RBI in 52 games as a senior in 2019 at The Master's (Santa Clarita, Calif.) University.
- ↳ Was the NAIA Player of the Year and an NAIA first-team All-American selection in 2019.
- ↳ Led the NAIA in home runs, RBI, slugging (1.096) and total bases (206) during the 2019 campaign.
- ↳ Was an All-Golden State Athletic Conference selection 2018 and 2019 and was the 2019 GSAC Player of the Year.

## SINGLE-GAME HIGHS/MISCELLANEOUS

<b>Hits</b> 4, 9/7/21 @ Jersey Shore (A+)	<b>Home Runs</b> 2 (2x), MR: 7/15/22 vs. Richmond (AA)	<b>Grand Slams</b> 1, 9/8/21 @ Jersey Shore (A+)	<b>Runs</b> 3 (5x), MR: 6/26/22 @ New Hampshire (AA)	<b>Walks</b> 4, 6/25/19 @ Elizabethton (R+)
<b>Hit Streak</b> 10, 4/9-28/22 (AA)	<b>RBI</b> 7, 9/7/21 @ Jersey Shore (A+)	<b>Multi-homer Games</b> 2, MR: 7/15/22 vs. Richmond (AA)	<b>Stolen Bases</b> 1 (15x), MR: 9/16/22 vs. Reading (AA)	<b>Strikeouts</b> 4 (5x), MR: 7/7/22 @ Akron (AA)

## CAREER BATTING STATS

YEAR	TEAM	LG	LVL	ORG	AVG	G	AB	R	H	2B	3B	HR	RBI	BB	IBB	SO	SB	CS	OBP	SLG	OPS	HBP	SAC	SF	GIDP
2019	Bristol	APP	R+	PIT	.274	53	212	32	58	18	2	8	36	20	1	54	1	3	.339	.491	.830	1	1	0	5
2020																									
2021	Greensboro	E	A+	PIT	.210	97	372	51	78	15	2	22	69	36	1	133	3	0	.290	.438	.728	8	0	5	5
2022	Altoona	EAS	AA	PIT	.239	110	397	66	95	23	1	26	79	40	1	128	11	2	.314	.499	.813	4	1	1	3
2022	Indianapolis	INT	AAA	PIT	.063	4	16	0	1	0	0	0	0	0	0	7	0	0	.063	.063	.126	0	0	0	0
	<b>Triple-A Totals</b>				.063	4	16	0	1	0	0	0	0	0	0	7	0	0	.063	.063	.126	0	0	0	0
	<b>Minor League Totals</b>				.233	264	997	149	232	56	5	56	184	96	3	322	15	5	.307	.467	.774	13	2	6	13







# CANAAN SMITH-NJIGBA

OF

**Born:** 4/30/99 in Dallas, Texas

**MLB Debut:** 6/14/22 (1) (PIT) @ STL

**Height/Weight:** 6-0/230

**Twitter:** @CanaanSmith\_

**Acquired:** Trade (NYY) on 1/24/21 with RHP Roansy Contreras, INF Maikol Escotto and RHP Miguel Yajure in exchange for RHP Jameson Taillon

**2023 Baseball America Ranking (PIT):** No. 20

**2023 MLB Pipeline Ranking (PIT):** No. 28

**Opening Day Age:** 23

**ML Service:** 0.115

**Bats/Throws:** L/R

**Instagram:** @canaanasmith\_

## BA PROSPECT RANKINGS

MLB:  
Org: PIT – #20 ('23), #28 ('22), #27 ('21); NYY – #16 ('20)  
Tools: NYY – **Best Hitter for Average** ('20), **Best Strike-Zone Discipline** ('20)

## TRANSACTIONS

- Selected by NYY (4th round, 122nd overall) in the 2017 First-Year Player Draft.
- Traded to PIT from NYY on Jan. 24, 2021 with RHP Roansy Contreras, INF Maikol Escotto and RHP Miguel Yajure in exchange for RHP Jameson Taillon.
- Had his contract first selected by PIT on Nov. 19, 2021.

## AWARDS & HONORS

MLB.com Organization All-Star (2019) *Baseball America* Low Class A All-Star (2019) SAL All-Star (Mid/Post, 2019) GCL All-Star (Post, 2017)

## CAREER SUMMARY

### 2022

- Began the season on Indianapolis' Opening Day roster and hit .277 (51-for-184) with 19 extra-base hits and 31 runs in 52 games.
- Reached base safely in a career-high 28 consecutive games from 4/22-5/26, which was tied with teammate Ji Hwan Bae and two others for the eighth-highest such streak in the International League; hit .280 (26-for-93) with almost as many walks (24) as strikeouts (26) in that stretch.
- Logged a career-high tying four hits on 5/10 at Charlotte.
- Reached base safely in 40 of 41 games from 4/22-6/12 and was recalled by Pittsburgh on 6/13.
- Made his MLB debut as a pinch hitter in Game 1 of a doubleheader on 6/14 at St. Louis and smoked a double off RHP Giovanni Gallegos in the ninth inning; served as Pittsburgh's starting left fielder in Game 2.
- Suffered a right wrist fracture on 6/15 and was placed on the 60-day injured list two days later; was sidelined for the remainder of the season.

### 2021

- Spent most of the season with Double-A Altoona and hit .274 (60-for-219) with 17 extra-base hits and 40 RBI in 66 games.
- Heated up from hitting .217 (13-for-60) in 20 May games and hit .301 (25-for-83) in 23 games in June.
- Tied his career high with four hits on 6/20 at Erie.
- Hit safely in 12 of 13 games with six multi-hit contests from 7/4-21; hit .391 (18-for-46) with five extra-base hits and 16 RBI in that span.
- Hit .333 (21-for-63) with the second-most walks (15) and third-best on-base percentage (.462) in the Double-A Northeast from 7/2-24 before suffering an injury and being placed on the 7-day injured list on 7/27.
- Was on the 7-day injured list from 7/27-8/5 and, without appearing in a game, returned to the IL from 8/11-9/10 with a right thigh injury.
- Compiled a .991 fielding percentage (one error, 109 total chances) in 497.2 left-field innings with Altoona.
- Promoted to Indianapolis on 9/20 and made his Triple-A debut on 9/23 at Omaha; singled in his first at-bat and went 2-for-21 with no extra-base hits in seven games with Indy.

### 2019

- Spent the entire season with Single-A Charleston and hit .307 (138-for-449) with 32 doubles, 11 home runs, 74 RBI and an .870 OPS in 124 games.
- Went on a career-high 13-game hitting streak from 4/25-5/9 with a .413 batting average (19-for-46), .500 on-base percentage and 1.152 OPS.
- Hit safely in 24 of 26 games from 4/25-5/23 with a .385 batting average (40-for-104), 16 extra-base hits and 20 runs.
- Hit for the cycle with a career-high four-hit day on 5/12 at Hickory; home run in the eighth inning sealed the feat on Mother's Day and his father's birthday.
- Recorded his first career multi-homer game on 6/13 vs. Greenville with two homers and four RBI.

- Hit .309 (67-for-217) with 25 extra-base hits and 30 RBI in the first half of the season to be named a South Atlantic League midseason All-Star.
- Was the starting left fielder for the SAL South All-Star team on 6/18 and went 1-for-2 with a single.
- Led the SAL with a .393 batting average (35-for-89), .509 on-base percentage and 21 walks in July; also ranked among league leaders in OPS (2nd, 1.026), RBI (3rd, 23), hits (T-3rd), runs (T-6th, 19), slugging percentage (.7th, .517) and total bases (T-9th, 46).
- Hit safely in 13 of 15 games from 7/18-8/3 with nine multi-hit contests.
- Led the SAL in walks (74); also ranked among league leaders in OBP (2nd, .405), hits (T-2nd), batting average (.3rd), OPS (.3rd), total bases (3rd, 209), extra-base hits (T-3rd, 46), doubles (T-5th), slugging percentage (.6th, .465) and RBI (6th) to be named to the league postseason All-Star team.

### 2018

- Spent the entire season with Short-Season A Staten Island and hit .191 (29-for-152) in 45 games.
- Hit .345 (10-for-29) with a .907 OPS in nine day games and .154 (19-for-123) in 36 night games.
- Did not commit an error in 294.1 innings in left field (51 total chances).

### 2017

- Spent the entire season with GCL Yankees East and hit .289 (54-for-187) with 15 extra-base hits in 57 games.
- Recorded a career-high four hits and five RBI on 8/11 at GCL Tigers East.
- Hit safely in 18 of 19 games and hit .406 (26-for-64) with 17 walks to 10 strikeouts from 8/8-8/29 (1).
- Led the GCL in walks (46) and ranked among league leaders with a .430 on-base percentage (4th), .852 OPS (5th) and 54 hits (T-8th) to be named to the GCL postseason All-Star team.
- Placed on the 60-day injured list on 9/6 and was sidelined for the remainder of the season.

## PERSONAL

- Canaan Elijah Smith-Njigba ("CAY-nin N-JIG-buh").
- Is a 2017 graduate of Rockwall-Heath (Heath, Texas) High School.
- Received 57 walks in 43 games as a senior, the ninth-highest total in U.S. prep history at that time.
- Began his high school career as a catcher; also played quarterback on the football team.
- Committed to play baseball at the University of Arkansas (Fayetteville) prior to signing with the Yankees.
- His father, Maada, played college football at Stephen F. Austin.
- His younger brother, Jaxon, was a wide receiver at Ohio State, a five-star recruit and the 2019 Texas 6A State Player of the Year; caught 15 passes for 347 yards and three touchdowns in the Rose Bowl vs. Utah on 1/1/21, the most receiving yards by anyone in bowl history.

## SINGLE-GAME BESTS/MISCELLANEOUS

Hits	Home Runs	Grand Slams	Runs	Walks
4 (4x), MR: 5/10/22 @ Charlotte (AAA)	2, 6/13/19 vs. Greenville (A)	N/A	3 (3x), MR: 6/13/19 vs. Greenville (A)	3 (7x), MR: 5/25/22 (1) @ St. Paul (AAA)
Hit Streak	RBI	Multi-homer Games	Stolen Bases	Strikeouts
13, 4/25-5/9/19 (A)	5, 8/11/17 @ GCL Tigers (R)	1, 6/13/19 vs. Greenville (A)	2, 8/30/19 vs. Greenville (A)	3 (16x), MR: 5/14/22 @ Charlotte (AAA)

## CAREER BATTING STATS

YEAR	TEAM	LG	LVL	ORG	AVG	G	AB	R	H	2B	3B	HR	RBI	BB	IBB	SO	SB	CS	OBP	SLG	OPS	HBP	SAC	SF	GIDP
2017	GCL Yankees E	GCL	R	NYY	.289	57	187	29	54	10	5	28	46	0	44	5	3	4.30	.422	.852	2	0	2	3	
2018	Staten Island	NYP	A-	NYY	.191	45	152	13	29	8	1	3	16	19	0	52	0	0	.281	.316	.597	0	0	0	4
2019	Charleston	SAL	A	NYY	.307	124	449	67	138	32	3	11	74	74	3	108	16	4	.405	.465	.870	2	0	3	15
2020																									
2021	Altoona	NE	AA	PIT	.274	66	219	35	60	11	0	6	40	45	1	66	13	1	.398	.406	.804	1	0	1	5
2021	Indianapolis	E	AAA	PIT	.095	7	21	1	2	0	0	0	2	2	0	9	0	0	.174	.095	.269	0	0	0	2
2022	Indianapolis	INT	AAA	PIT	.277	52	184	31	51	15	3	1	19	33	0	52	8	3	.387	.408	.795	0	1	0	2
2022	PITTSBURGH	NL	MLB	PIT	.200	3	5	1	1	1	0	0	0	1	0	0	0	0	.429	.400	.829	1	0	0	0
	<b>Major League Totals</b>				<b>.200</b>	<b>3</b>	<b>5</b>	<b>1</b>	<b>1</b>	<b>1</b>	<b>0</b>	<b>0</b>	<b>0</b>	<b>1</b>	<b>0</b>	<b>0</b>	<b>0</b>	<b>0</b>	<b>.429</b>	<b>.400</b>	<b>.829</b>	<b>1</b>	<b>0</b>	<b>0</b>	<b>0</b>
	<b>Triple-A Totals</b>				<b>.259</b>	<b>59</b>	<b>205</b>	<b>32</b>	<b>53</b>	<b>15</b>	<b>3</b>	<b>1</b>	<b>21</b>	<b>35</b>	<b>0</b>	<b>61</b>	<b>8</b>	<b>3</b>	<b>.367</b>	<b>.376</b>	<b>.743</b>	<b>0</b>	<b>1</b>	<b>0</b>	<b>2</b>
	<b>Minor League Totals</b>				<b>.276</b>	<b>351</b>	<b>1212</b>	<b>176</b>	<b>334</b>	<b>76</b>	<b>7</b>	<b>26</b>	<b>179</b>	<b>219</b>	<b>4</b>	<b>331</b>	<b>42</b>	<b>11</b>	<b>.387</b>	<b>.414</b>	<b>.801</b>	<b>5</b>	<b>1</b>	<b>6</b>	<b>29</b>



# HUNTER STRATTON

RHP

**Born:** 11/17/96 in Bristol, Tenn.  
**MLB Debut:** N/A  
**Height/Weight:** 6-3/230  
**Twitter:** N/A

**Opening Day Age:** 26  
**ML Service:** 0.000  
**Bats/Throws:** R/R  
**Instagram:** @stratton1729

**Acquired:** Selected by PIT in 16th round (478th overall) of the 2017 First-Year Player Draft  
**2023 Baseball America Ranking (PIT):** N/A  
**2023 MLB Pipeline Ranking (PIT):** N/A

## BA PROSPECT RANKINGS

## TRANSACTIONS

MLB:  
 Org:  
 Tools:

Selected by PIT (16th round, 478th overall) in the 2017 First-Year Player Draft.

## CAREER SUMMARY

### 2022

- Spent the entire season with Indianapolis and went 2-6 with a 5.71 ERA (40er/63.0ip) and 82 strikeouts in 47 games (one start).
- Earned the win in his season debut on 4/7 (1) vs. Omaha after striking out four batters in 2.2 hitless innings.
- Did not allow an earned run in his first eight May outings; compiled a 1.84 ERA (3er/14.2ip) with 23 strikeouts in 10 total appearances for the month.
- Lost a career-high five consecutive decisions across 10 appearances (one start) from 5/29-7/3; registered a 10.05 ERA (16er/14.1ip) in that stretch.
- Ranked fifth among International League relievers in strikeouts.
- Held right-handed batters to a .199 batting average (30-for-151) and .677 OPS.

### 2021

- Began the season with Double-A Altoona and went 2-0 with a 1.42 ERA (4er/25.1ip), 44 strikeouts, a 1.14 WHIP and .182 batting average against (16-for-88) in 20 games.
- Surrendered one run in his first game of the season and followed it with a 10.0-inning scoreless streak from 5/8-6/2.
- Did not allow a run in 8.0 innings (six appearances) between Altoona and Indianapolis in July.
- Surrendered just one run with 23 strikeouts in 14.1 innings (11 appearances) at home with Altoona.
- Held left-handed Double-A hitters to a .108 batting average (4-for-37) and one extra-base hit.
- Promoted to Indianapolis on 7/23 and went 0-2 with a 3.42 ERA (9er/23.2ip) and 26 strikeouts in 18 appearances.
- Ended the season on a 7.0-inning scoreless streak from 9/14-29.

### 2019

- Transitioned to a relief role with High-A Bradenton and went 5-4 with a 4.25 ERA (34er/72.0ip) and 64 strikeouts in 33 appearances (three starts).
- Began the campaign on a career-high five-game winning streak from 4/6-5/29 with a 1.76 ERA (6er/30.2ip), 31 strikeouts, a 0.95 WHIP and .173 batting average against (19-for-110).
- Registered a 9.00 ERA (14er/14.0ip) with 11 strikeouts in six June outings (two starts).
- Surrendered a career-high six earned runs on seven hits in 4.1 innings on 7/3 vs. Jupiter.
- Surrendered 11 runs in 11.0 innings between three starts.

### 2018

- Spent the entire season with Single-A West Virginia and went 6-5 with a 4.16 ERA (47er/101.2ip) and 82 strikeouts in 22 games (20 starts).
- Began the season with back-to-back relief appearances and allowed six earned runs in 3.2 innings.
- Tied a career high with seven strikeouts but took the loss in his first start of the season on 5/2 vs. Augusta.
- Earned his first professional win on 5/9 at Hagerstown (5.0ip, 3r, 2r, 1er, 2bb, 4k).
- Allowed a career-high two home runs in 5.0 innings on 5/27 (1) vs. Kannapolis.
- Registered just one scoreless outing in the season, on 7/12 at Hickory (1.0ip, 1h, 1k).
- Tossed a career-high 7.0 innings on 8/11 at Rome.
- Went 2-1 with a 2.48 ERA (8er/29.0ip) in five August starts for his best month of the season.

### 2017

- Went 0-2 with a 4.81 ERA (23er/43.0ip) in 12 games (11 starts) with Rookie-Advanced Bristol.
- Took the loss during his professional debut on 6/26 vs. Greenville (2.0ip, 4h, 2r, 2er, 0k).
- Tossed 3.0 hitless innings with one walk and five strikeouts on 7/1 at Bluefield.
- Struck out a career-high seven batters on 7/17 vs. Princeton (4.0ip).
- Registered a 1.08 ERA (3er/25.0ip) with 27 strikeouts in six July starts.

## PERSONAL

- Hunter Alexander Stratton, wife's name is Lakyn.
- Went 8-3 with a 3.93 ERA (29er/66.1ip) and 79 strikeouts in 14 starts in 2017 at Walters State (Morristown, Tenn.) Community College.
- Recorded three complete games and back-to-back no-hitters in 2017.
- Became the fifth player in Walters State Community College history to be drafted by the Pirates; joining Bobby Falls (3rd round, 1981), David Miller (24th round, 1984), Zac Fuesser (34th round, 2009) and teammate Hunter Wolfe, who was chosen in the 12th round in 2017.
- Won 15 games and recorded 130 strikeouts in his two-year career at Walters State.
- 2015 graduate of Sullivan East (Bluff City, Tenn.) High School.

## SINGLE-GAME BESTS/MISCELLANEOUS

Complete Games	Winning Streak	Hits Allowed	Strikeouts
1, 7/26/18 (1) @ Kannapolis (A)	5, 4/6-5/29/19 (A+)	7 (4x), MR: 7/3/19 vs. Jupiter (A+)	7 (2x), MR: 5/2/18 vs. Augusta (A)
Shutouts	Lossing Streak	Earned Runs Allowed	10+ Strikeout Games
N/A	5, 5/29-7/3/22 (AAA)	6, 7/3/19 vs. Jupiter (A+)	N/A
Innings (Start)	Innings (Relief)	Home Runs Allowed	Walks
7.0, 8/11/18 @ Rome (A)	4.1, 5/29/19 vs. Lakeland (A+)	2, 5/27/18 (1) vs. Kannapolis (A)	6 (5x), MR: 7/28/19 vs. St. Lucie (A+)

## CAREER PITCHING STATS

YEAR	TEAM	LG	LVL	ORG	W-L	ERA	G-GS	CG	SHO	SV-SVO	IP	H	R	ER	HR	HB	BB-IBB	SO	WHIP	AVG	AB
2017	Bristol	APP	R+	PIT	0-2	4.81	12-11	0	0	0-0	43.0	36	26	23	3	4	32-0	38	1.58	.228	158
2018	WV Power	SAL	A	PIT	6-5	4.16	22-20	1	0	0-1	101.2	93	56	47	8	4	52-0	82	1.43	.246	378
2019	Bradenton	FSL	A+	PIT	5-4	4.25	33-3	0	0	0-2	72.0	56	37	34	4	4	42-0	64	1.36	.209	268
2020										DID NOT PLAY											
2021	Altoona	NE	AA	PIT	2-0	1.42	20-0	0	0	7-7	25.1	16	4	4	1	1	13-0	44	1.14	.182	88
2021	Indianapolis	E	AAA	PIT	0-2	3.42	18-0	0	0	0-1	23.2	21	11	9	2	1	12-0	26	1.39	.233	90
2022	Indianapolis	INT	AAA	PIT	2-6	5.71	47-1	0	0	3-6	63.0	54	42	40	8	6	39-0	82	1.48	.228	237
<b>Triple-A Totals</b>					<b>2-8</b>	<b>5.09</b>	<b>65-1</b>	<b>0</b>	<b>0</b>	<b>3-7</b>	<b>86.2</b>	<b>75</b>	<b>53</b>	<b>49</b>	<b>10</b>	<b>7</b>	<b>51-0</b>	<b>108</b>	<b>1.45</b>	<b>.229</b>	<b>327</b>
<b>Minor League Totals</b>					<b>15-19</b>	<b>4.30</b>	<b>152-35</b>	<b>1</b>	<b>0</b>	<b>10-17</b>	<b>328.2</b>	<b>276</b>	<b>176</b>	<b>157</b>	<b>26</b>	<b>20</b>	<b>190-0</b>	<b>336</b>	<b>1.42</b>	<b>.226</b>	<b>1219</b>



# JACK SUWINSKI

OF

**Born:** 7/29/98 in Chicago, Ill.  
**MLB Debut:** 4/26/22 (PIT) vs. MIL  
**Height/Weight:** 6-2/215  
**Twitter:** @jacksuwinski  
**Acquired:** Trade (SD) on 7/26/21 with INF Tucupita Marcano and RHP Michell Miliano in exchange for INF Adam Frazier and cash  
**2023 Baseball America Ranking (PIT):** N/A  
**2023 MLB Pipeline Ranking (PIT):** N/A

**Opening Day Age:** 24  
**ML Service:** 0.118  
**Bats/Throws:** L/L  
**Instagram:** @jackson\_william8

ORGANIZATION

2023 INDIANS

1L & OPPONENTS

2022 REVIEW

PIRATES

HISTORY

GENERAL

## BA PROSPECT RANKINGS

MLB:  
 Org: PIT – #24 ('22)  
 Tools:

## TRANSACTIONS

- Selected by SD (15th round, 444th overall) in the 2016 First-Year Player Draft.
- Traded to PIT from SD on 7/26/21 with INF Tucupita Marcano and RHP Michell Miliano in exchange for INF Adam Frazier and cash.
- Had his contract first selected by PIT on Nov. 19, 2021.

## AWARDS & HONORS

AA-C Offensive Player of the Week (5/31/21)

## CAREER SUMMARY

### 2022

- Began the season with Double-A Altoona and hit .353 (18-for-51) with 11 extra-base hits and 13 RBI in 13 games in April.
- Recalled by Pittsburgh on 4/26 and tied for the National League lead among rookies with 19 home runs in 106 games across two big-league stints.
- Made his MLB debut on 4/26 vs. Milwaukee and went 1-for-5 with a run, singled off RHP José Ureña in the ninth inning for his first MLB hit.
- Launched a two-run homer off LHP Robbie Erlin on 5/9 vs. Los Angeles (NL), his first big-league homer.
- Hit safely in eight consecutive games from 5/30-6/9 with a .400 batting average (12-for-30), seven runs and 1.186 OPS.
- Went 3-for-3 with three home runs on 6/19 vs. San Francisco, the last of which was a walk-off solo shot to lead off the bottom of the ninth inning.
- Optioned to Indianapolis on 7/15 and hit .214 (25-for-117) with 11 extra-base hits in 31 games.
- Launched two home runs in his second career Triple-A game on 7/22 vs. St. Paul.
- Smoked his first career grand slam in the first inning on 7/26 at Toledo, Indianapolis' fourth grand slam of the season.
- Went 2-for-4 with a pair of doubles and three RBI on 8/27 vs. Rochester and was recalled by Pittsburgh two days later.
- Homered in consecutive big-league games for the third time from 9/23-24 vs. Chicago, beginning a four-game RBI streak.

### 2021

- Began the season with Double-A San Antonio and hit .269 (58-for-216) with 15 home runs in 66 games.
- Named the Double-A Central Offensive Player of the Week on 5/31 after hitting .450 (9-for-20) with three doubles, one triple, two home runs and six RBI in the week prior.
- Hit safely in 10 of 11 games from 6/2-15 with a .385 batting average (15-for-39), six home runs and 10 RBI.
- Went 3-for-5 with two solo homers, his second career multi-home run game, on 6/13 vs. Midland.
- Traded to Pittsburgh from San Diego on 7/26 with Tucupita Marcano and Michell Miliano in exchange for former Indians infielder Adam Frazier; assigned to Double-A Altoona.
- Spent the rest of the season with Altoona and hit .252 (38-for-151) in 45 games.
- Went 4-for-5 with two doubles and two RBI for his second career four-hit game on 8/4 at Akron.
- Hit .327 (17-for-52) with a .916 OPS in 16 September games; ranked among Double-A Northeast leaders in on-base percentage (.3rd, .435), walks (T-5th, 9) batting average (6th), OPS (8th) and hits (10th) for the month.
- Made 70 starts in right field (599.2 innings) between San Antonio and Altoona and registered a .977 fielding percentage (three errors, 132 total chances); also appeared in 27 games in left field, three in center field and 10 as designated hitter.

### 2019

- Spent the entire season with High-A Lake Elsinore and hit .208 (85-for-408) with 12 home runs and 51 RBI in 116 games.
- Homered twice for the first time in his career on 4/8 at Lancaster; also drove in a then-career-high tying four RBI.
- Hit safely in eight consecutive games with a .483 batting average (14-for-29), four doubles and two home runs from 4/5-12 after going hitless in his season debut.
- Committed just one error in 856.0 innings (170 total chances) in corner outfield positions; played just six games (50.0 innings) in center field.

### 2018

- Spent the entire season with Single-A Fort Wayne and hit .255 (100-for-392) with 16 doubles, seven triples and 10 home runs in 111 games.
- Set a then-career high with four RBI while going 1-for-3 with a triple, walk and sacrifice fly on 4/13 at Bowling Green.
- Notched a career-high 10-game hitting streak from 7/31-8/10 with a .412 batting average (14-for-34), .735 slugging percentage and 1.235 OPS.
- Went 3-for-6 with a double and career-high four runs on 8/27 at South Bend.
- Ranked among Midwest League leaders in batting average (1st, .383), hits (1st, 41), total bases (1st, 67), RBI (T-1st, 25), slugging percentage (2nd, .626), OPS (2nd, 1.069), on-base percentage (3rd, .443), runs (T-4th, 21), triples (T-5th, three) and home runs (T-5th, five) in 29 August games.

### 2017

- Spent the entire season with Fort Wayne and hit .227 (105-for-462) with 21 doubles, four triples and nine home runs in 125 games.
- Launched his first professional home run on 4/21 at Great Lakes.
- Doubled six times in an 11-game span from 5/8-19.
- Recorded his first career four-hit game with two doubles on 8/31 vs. Great Lakes.

### 2016

- Spent the entire season with AZL Padres and hit .241 (26-for-108) with five doubles in 30 games.
- Made his professional debut on 7/13 at AZL Rangers and singled for his first professional hit.

## PERSONAL


- Jack William Suwinski.
- Is a 2016 graduate of Taft (Chicago, Ill.) High School.
- Played travel ball in the Chicagoland area with Cleveland infielder Owen Miller.
- One of his favorite memories is playing at Wrigley Field as a high school sophomore in the City Championship Series.
- Also swam the 100m Free and 100m Butterfly in his youth and briefly in high school.

## SINGLE-GAME BESTS/MISCELLANEOUS

Hits	Home Runs	Grand Slams	Runs	Walks
4 (2x), MR: 8/4/21 @ Akron (AA)	3, 6/19/22 vs. San Francisco (NL)	1, 7/26/22 @ Toledo (AAA)	4, 8/27/18 @ South Bend (A)	4 (2x), MR: 7/15/21 @ Corpus Christi (AA)
Hit Streak	RBI	Multi-homer Games	Stolen Bases	Strikeouts
10, 7/31-8/10/18 (A)	5, 4/23/22 vs. New Hampshire (AA)	5, MR: 7/22/22 vs. St. Paul (AAA)	2, 8/6/21 (1) @ Akron (AA)	4 (4x), MR: 9/18/22 @ New York (NL)

## CAREER BATTING STATS

YEAR	TEAM	LG	LVL	ORG	AVG	G	AB	R	H	2B	3B	HR	RBI	BB	SO	SB	CS	OBP	SLG	OPS	HBP	SAC	SF	GIDP
2016	AZL Padres	AZL	R	SD	.241	30	108	12	26	5	0	0	10	12	0	19	3	0	.325	.287	.612	2	0	1
2017	Fort Wayne	MID	A	SD	.227	125	462	64	105	21	4	0	41	55	1	139	6	5	.319	.348	.667	9	2	4
2018	Fort Wayne	MID	A	SD	.255	111	392	57	106	16	7	10	57	37	0	89	7	3	.324	.408	.732	5	3	4
2019	Lake Elsinore	CAL	A+	SD	.208	116	406	56	85	16	3	12	51	56	4	141	2	1	.303	.350	.653	1	2	4
2020																								
2021	San Antonio	C	AA	SD	.269	66	216	47	58	8	4	15	37	45	1	74	7	6	.398	.551	.949	3	1	2
2021	Altoona	NE	AA	PIT	.252	45	151	21	38	9	0	4	21	25	0	51	4	2	.359	.391	.750	2	1	3
2022	Altoona	EAS	AA	PIT	.353	13	51	13	18	8	0	3	13	5	0	14	1	0	.421	.686	1.107	1	0	1
2022	PITTSBURGH	NL	MLB	PIT	.222	106	326	45	66	11	0	19	38	41	1	114	4	2	.298	.411	.709	4	0	1
2022	Indianapolis	INT	AAA	PIT	.214	31	117	19	25	5	0	6	18	11	0	49	1	0	.285	.410	.695	1	0	1
	<b>Major League Totals</b>				.202	106	326	45	66	11	0	19	38	41	1	114	4	2	.298	.411	.709	4	0	1
	<b>Triple-A Totals</b>				.214	31	117	19	25	5	0	6	18	11	0	49	1	0	.285	.410	.695	1	0	1
	<b>Minor League Totals</b>				.239	537	1905	289	455	88	18	59	248	246	6	576	31	17	.330	.397	.727	24	9	19



# TRAVIS SWAGGERTY

OF

**Born:** 8/19/97 in Covington, La.  
**MLB Debut:** 6/7/22 (PIT) vs. DET  
**Height/Weight:** 5-10/200  
**Twitter:** @TSwaggerty\_21

**Opening Day Age:** 25  
**ML Service:** 0.008  
**Bats/Throws:** L/L  
**Instagram:** @tswag\_21

**Acquired:** Selected by PIT in 1st round (10th overall) of the 2018 First-Year Player Draft  
**2023 Baseball America Ranking (PIT / Tools):** N/A / Best Defensive Outfielder  
**2023 MLB Pipeline Ranking (PIT):** No. 22

## BA PROSPECT RANKINGS

**MLB:**  
 Org: **PIT – #15 ('22), #14 ('21), 11 ('20), #4 ('19)**  
**Tools:** PIT – **Best Defensive Outfielder (2022-23), Best Outfield Arm (2020-22)**

## TRANSACTIONS

- Selected by PIT (1st round, 10th overall) in the 2018 First-Year Player Draft.
- Had his contract first selected by PIT on **Nov. 19, 2021**.

## AWARDS & HONORS

MLB.com Organization All-Star (2019)      FSL Player of the Week (8/19/19, 7/8/19)      FSL All-Star (Mid, 2019)      NYP All-Star (Mid, 2018)

## CAREER SUMMARY

### 2022

- Began the season on Indy's Opening Day roster and hit .254 (101-for-398) with 32 extra-base hits in 107 games; ranked third among International League leaders with eight triples.
- Hit the first of back-to-back home runs with Anthony Alford on 4/21 vs. Columbus.
- Logged eight multi-hit performances in May with a .338 batting average (22-for-65), 11 runs and 10 RBI in 17 games.
- Had two hits in six of seven games from 5/27-6/3 with a .414 batting average (12-for-29).
- Recalled by Pittsburgh on 6/5 and made his MLB debut as Pittsburgh's starting center fielder two days later on 6/7 vs. Detroit (0-for-3).
- Roped an infield single off LHP Max Fried on 6/9 at Atlanta for his first MLB hit.
- Optioned back to Indianapolis on 6/13 after going 1-for-9 in five games with Pittsburgh.
- Reached base safely in 21 consecutive games with Indianapolis from 5/27-7/2 with a .325 batting average (27-for-83), 10 extra-base hits and 19 RBI.
- Logged 478.0 innings in center field and committed just two errors in 122 total chances with five outfield assists; also appeared in 18 games in left (151.2 innings) and 22 games in right (187.0).

### 2021

- Began the season on Indy's Opening Day roster and launched a leadoff home run on May 4 at Iowa; was the Indians first Opening Day leadoff home run in Victory Field history.
- Launched another leadoff home run on May 11 vs. Toledo during the Indians home opener.
- Hit .220 (9-for-41) with three home runs and seven RBI in 12 games before suffering a season-ending shoulder injury diving back to first base on 5/18 at St. Paul.
- Placed on the 60-day injured list on 5/27.

### 2019

- Spent the entire season with High-A Bradenton, hitting .265 (121-for-457) with a career-high nine home runs and 40 RBI.
- Had a seven-game hitting streak from 4/24 to 5/4, batting .414 (12-for-29) with three doubles during that stretch.
- Hit .172 (16-for-93) in the month of June before turning it around in July by hitting .319 (30-for-94) with nine RBI and eight extra-base hits.
- Hit safely in a career-high 12 straight games from 6/29-7/10, batting .447 (21-for-47) with five extra-base hits and six RBI.
- Named the Florida State League Player of the Week on 7/8 after batting .542 (14-for-23) with four multi-hit games during the previous week.
- Named a FSL midseason All-Star after hitting .221 (49-for-222), slugging five home runs and recording five doubles before the break.
- Second 12-game hit streak stretched from 8/11 (2)-22; hit .422 (19-for-45) with six doubles, two home runs and seven RBI in that stretch.
- Was named the FSL Player of the Week again on 8/19 after hitting .483 (14-for-29) with six XBH, seven RBI and five multi-hit games.
- Batted .337 (33-for-98) in the month of August with seven doubles, two homers and 10 RBI.
- Named an MLB.com Organization All-Star following the season after ranking among Pirates minor leaguers in walks (2nd, 57), runs (3rd, 79), stolen bases (4th, 23), hits (T-4th) and total bases (10th, 174).

### 2018

- Split the season between Short-Season A West Virginia and Single-A West Virginia, hitting a combined .239 (48-for-201) with 10 doubles, five home runs and 20 RBI in 52 games.
- Went 3-for-4 with a double for his first professional hit on 6/23 vs. State College; also set a career high by scoring three runs.
- Established a career high with two stolen bases on 7/1 at Batavia.
- Hit .341 (14-for-41) against left-handed pitchers while with Short-Season A West Virginia, tallying six extra-base hits and eight RBI.
- Batted .357 (10-for-28) as the three-hole hitter in the Black Bears lineup.
- Named as a New York-Penn League midseason All-Star.
- Assigned to Single-A West Virginia on 8/15 after hitting .288 (40-for-139) with four homers and 15 RBI in 36 Short-Season games.
- Hit .129 (8-for-62) with the Power in 16 games, driving in five runs and registering three extra-base hits.

## PERSONAL


- Travis Wade Swaggerty Jr., wife's name is Peyton and has one daughter, Sutton (1).
- Was ranked by MLB.com as the No. 11 draft prospect in the draft and became Pittsburgh's first top 10 overall pick since Austin Meadows in 2013 (ninth overall).
- Hit .296 (63-for-213) with 10 doubles, 13 home runs, 38 RBI and a .526 slugging percentage in five games as a junior in 2018 for the University of South Alabama (Mobile).
- Became the 57th University of South Alabama player to be selected in the first round of the draft.
- Was named a 2018 preseason first-team All-American by *Baseball America*, *DJBaseball*, the *National Collegiate Baseball Writers Association*, *Perfect Game/ Rawlings* and *College Sports Madness*.
- Was also named to the USA Baseball Preseason Golden Spikes Watch List in 2018.
- Was voted as the 2018 Sun Belt Conference preseason Player of the Year, as well as a preseason All-Sun Belt Conference performer.
- Ranked fifth in the Sun Belt Conference in on-base percentage (.455), tied for fifth in home runs (13), tied for eighth in runs (57) and 10th in slugging (.526).
- Also earned a Sun Belt Conference first-team selection to the postseason team as an outfielder.
- Finished his career at South Alabama ranked tied for 10th in career hits (207) and home runs (28) and tied for 13th in RBI (125).
- Was a two-time first-team All-Sun Belt Conference selection, earned second-team All-American honors from the American Baseball Coaches Association and ABCA first-team All-South Central Regions in 2017.
- Appeared in 19 games for the USA Baseball Collegiate National team during the summer of 2017, where he ranked second on the team in hits (21) and on-base percentage (.449) and third in stolen bases (six) and batting average (.328).
- Was named a Louisville Slugger Freshman All-American by Collegiate Baseball in 2016.
- Was also named to the NCAA Tallahassee Regional All-Tournament Team in 2016.

## SINGLE-GAME BESTS/MISCELLANEOUS

Hits	Home Runs	Grand Slams	Runs	Walks
4, 7/5/19 vs. Florida (A+)	2, 8/17/19 @ Lakeland (A+)	N/A	3 (5x), MR: 6/1/22 @ Omaha (AAA)	4, 8/7/22 vs. Louisville (AAA)
Hit Streak	RBI	Multi-homer Games	Stolen Bases	Strikeouts
12 (2x), MR: 8/11 (2)-22/19 (A+)	3 (5x), MR: 7/28/22 @ Toledo (AAA)	1, 8/17/19 @ Lakeland (A+)	2 (5x), MR: 5/5/21 @ Iowa (AAA)	4 (2x), MR: 5/12/22 @ Charlotte (AAA)

## CAREER BATTING STATS

YEAR	TEAM	LG	LVL	ORG	AVG	G	AB	R	H	2B	3B	HR	RBI	BB	IBB	SO	SB	CS	OBP	SLG	OPS	HBP	SAC	SF	GIDP
2018	WV Black Bears	NYP	A-	PIT	.288	36	139	22	40	1	4	15	15	2	40	9	3	.365	.453	.819	2	2	0	0	
2018	WV Power	SAL	A	PIT	.129	16	62	6	8	1	1	5	7	0	18	0	0	.225	.245	.451	1	0	1	0	
2019	Bradenton	FSL	A+	PIT	.265	121	457	79	121	20	3	9	40	57	0	116	23	8	.347	.381	.728	2	5	3	2
2020																									
2021	Indianapolis	E	AAA	PIT	.220	12	41	6	9	0	0	3	7	6	0	8	3	0	.333	.439	.772	1	0	0	0
2022	Indianapolis	INT	AAA	PIT	.254	107	398	55	101	15	8	9	55	57	0	117	20	5	.348	.399	.747	1	1	1	1
2022	PITTSBURGH	ML	MLB	PIT	.111	5	9	0	1	0	0	0	0	0	0	4	0	0	.111	.111	.222	0	0	0	0
	<b>Major League Totals</b>				.111	5	9	0	1	0	0	0	0	0	0	4	0	0	.111	.111	.222	0	0	0	0
	<b>Triple-A Totals</b>				.251	119	439	61	110	15	8	12	62	63	0	125	23	5	.347	.403	.750	2	1	1	1
	<b>Minor League Totals</b>				.254	292	1097	168	279	45	13	26	122	142	2	299	55	16	.342	.390	.732	7	8	5	3



# TAHNAJ THOMAS

RHP

**Born:** 6/16/99 in Freeport, Bahamas  
**MLB Debut:** N/A  
**Height/Weight:** 6-4/210  
**Twitter:** @jbythomaskid  
**Acquired:** Trade (CLE) on 11/14/18 with RHP Dante Mendoza and INF Erik González in exchange for OF Jordan Luplow and INF Max Moroff  
**2023 Baseball America Ranking (PIT):** N/A  
**2023 MLB Pipeline Ranking (PIT):** N/A

**Opening Day Age:** 23  
**ML Service:** 0.000  
**Bats/Throws:** R/R  
**Instagram:** @jbythomaskid

## BA PROSPECT RANKINGS

**MLB:**  
 Org: PIT – #18 ('22), #8 ('21), #6 ('20), #15 ('19)  
 Tools: PIT – Best Fastball ('20)

## TRANSACTIONS

- Signed by CLE as a non-drafted free agent on **Dec. 5, 2016**.
- Traded to PIT from CLE on **Nov. 14, 2018** with RHP Dante Mendoza and INF Erik González in exchange for OF Jordan Luplow and INF Max Moroff.

## CAREER SUMMARY

### 2022

- Transitioned to a full-time bullpen role with Double-A Altoona and went 5-4 with a 3.02 ERA (17er/50.2ip), three saves and 52 strikeouts in 37 games (one start).
- Allowed just one run on two hits in his first six appearances of the season (7.1ip), good for a 0.82 WHIP and .080 batting average against.
- Lost a career-high four consecutive decisions across 11 games (one start) from 5/7-6/19 with a 6.60 ERA (11er/15.0ip), nine walks and 13 strikeouts.
- Made his lone start of the season on 6/5 vs. Bowie and tossed 2.0 scoreless innings.
- Did not surrender a run in seven July appearances, going 2-for-3 in save attempts with a 0.70 WHIP and .167 batting average against; also walked just one batter compared to 13 strikeouts in 10.0 innings during the month.
- Tied his career-high three-game winning streak across 18 appearances from 6/24-9/7 and registered a 1.38 ERA (4er/26.0ip), 31 strikeouts, 1.00 WHIP and .207 batting average against in that stretch.
- Appeared in nine games with Surprise of the Arizona Fall League.

### 2021

- Spent the entire season with High-A Greensboro and went 3-3 with a 5.19 ERA (35er/60.2ip) and 62 strikeouts in 16 starts.
- Struck out 15 batters in his first two starts (7.0ip), including a season-high eight-strikeout performance on 5/13 (1) vs. Rome.
- Did not walk a single batter in two July games (8.1ip) after walking 16 across 11.2 innings in June.
- Tossed 4.0 scoreless innings on 8/22 vs. Bowling Green, his first scoreless outing since May.
- Surrendered career highs in hits, earned runs and home runs allowed on 9/5 vs. Hudson Valley; was placed on the 7-day injured list on 9/9 for the remainder of the season.

### 2019

- Spent the entire season with Rookie-Advanced Bristol and went 2-3 with a 3.17 ERA (17er/48.1ip) and 59 strikeouts in 12 starts.
- Logged his only scoreless outing of the season with three hits, no walks and seven strikeouts in 5.0 innings on 7/27 vs. Elizabethton.
- Struck out seven-plus batters in four of five starts from 7/7-8/3, including a career-high nine strikeouts across 5.0 one-run innings on 8/3 at Elizabethton.
- Earned his first professional win in a 6.0-inning, one-run quality start on 8/22 vs. Pulaski; won his final two starts of the season with two runs given up in 11.0 combined innings.

### 2018

- Appeared in eight games (six starts) with AZL Indians 1 and went 0-0 with a 4.58 ERA (10er/19.2ip), 27 strikeouts, 1.17 WHIP and .188 batting average against.
- Did not allow a run across his first three appearances, logging six strikeouts in 5.0 innings from 7/23-31.
- Fanned five-plus batters in each of his final three games.

### 2017

- Split the season between DSL Indians and AZL Indians, going 0-5 with a 5.63 ERA (24er/38.1ip) and 34 strikeouts in 16 games (13 starts).
- Made his professional debut on 6/5 at DSL Rays 2 and took the loss after allowing one run in 2.0 innings.
- Did not allow a hit over 2.0 perfect innings on 6/16 vs. DSL Cubs.
- Fanned a season-high five batters over 3.0 hitless innings on 8/3 vs. AZL Marlins; was his second hitless outing of 3.0 innings with AZL Indians (also: 7/18 vs. AZL Padres 2).

## PERSONAL

- Tahnaj A'kheel Thomas (tuh-nahj).
- Is a 2016 graduate of the Leadership Academy in Nassau, Bahamas.
- Participated in swimming, track and field, basketball and baseball as a youth.
- Played shortstop on a travel team for the Bahamas before being signed by Cleveland as a pitcher.
- Is best friends with Marlins infielder Jazz Chisholm, who is also from the Bahamas.

## SINGLE-GAME BESTS/MISCELLANEOUS

### Complete Games

N/A

### Winning Streak

3 (2x), MR: 6/24-9/7/22 (AA)

### Hits Allowed

9, 9/5/21 vs. Hudson Valley (A+)

### Strikeouts

9, 8/3/19 @ Elizabethton (R+)

### Shutouts

N/A

### Losing Streak

4, 5/7-6/19/22 (AA)

### Earned Runs Allowed

7, 9/5/21 vs. Hudson Valley (A+)

### 10+ Strikeout Games

N/A

### Innings (Start)

6.0, 8/22/19 vs. Pulaski (R+)

### Innings (Relief)

3.2, 8/19/17 (2) vs. AZL Cubs (R)

### Home Runs Allowed

4, 9/5/21 vs. Hudson Valley (A+)

### Walks

7, 6/24/21 vs. Greenville (A+)

## CAREER PITCHING STATS

YEAR	TEAM	LG	LVL	ORG	W-L	ERA	G-6S	CG	SHO	SV-SVO	IP	H	R	ER	HR	HB	BB-IBB	SO	WHIP	AVG	AB
2017	DSL Indians	DSL	R	CLE	0-2	3.38	3-3	0	0	0-0	5.1	3	4	2	0	0	8-0	5	2.06	.167	18
2018	AZL Indians	AZL	R	CLE	0-3	6.00	13-10	0	0	0-0	33.0	35	26	22	4	2	25-0	29	1.82	.282	124
2018	AZL Indians 1	AZL	R	CLE	0-0	4.58	8-6	0	0	0-0	19.2	13	12	10	2	1	10-0	27	1.17	.188	69
2019	Bristol	APP	R+	PIT	2-3	3.17	12-12	0	0	0-0	48.1	40	22	17	5	2	14-0	59	1.12	.217	184
2020											DID NOT PLAY										
2021	Greensboro	E	A+	PIT	3-3	5.19	16-16	0	0	0-0	60.2	61	40	35	13	5	35-0	62	1.58	.256	238
2022	Altoona	EAS	AA	PIT	5-4	3.02	37-1	0	0	3-5	50.2	44	18	17	4	1	20-1	52	1.26	.235	187
	<b>Minor League Totals</b>				<b>10-15</b>	<b>4.26</b>	<b>89-48</b>	<b>0</b>	<b>0</b>	<b>3-5</b>	<b>217.2</b>	<b>196</b>	<b>122</b>	<b>103</b>	<b>28</b>	<b>11</b>	<b>112-1</b>	<b>234</b>	<b>1.42</b>	<b>.239</b>	<b>820</b>



# NOE TORIBIO

**RHP**
**Born:** 8/25/99 in Santiago, D.R.

**MLB Debut:** N/A

**Height/Weight:** 6-2/220

**Twitter:** @Noetoribio30

**Opening Day Age:** 23

**ML Service:** 0.000

**Bats/Throws:** R/R

**Instagram:** @enmanuel30\_

**Acquired:** Signed by PIT as a non-drafted free agent on 7/2/16

**2023 Baseball America Ranking (PIT):** N/A

**2023 MLB Pipeline Ranking (PIT):** N/A

## BA PROSPECT RANKINGS

**MiLB:**  
**Org:**  
**Tools:**

 › Signed by PIT as a non-drafted free agent on **July 2, 2016**.

## CAREER SUMMARY

### 2022

- › Began the season with Double-A Altoona and went 3-1 with a 1.85 ERA (8er/39.0ip), 46 strikeouts and 1.08 WHIP in 15 games (one start).
- › Allowed two home runs in his first four appearances (10.1ip) with Altoona; didn't allow another through his final 11 (28.2ip).
- › Went 1-1 with a 1.37 ERA (3er/19.2ip), 25 strikeouts, 0.76 WHIP and .174 batting average against in seven May appearances.
- › Struck out a career-high tying eight batters in 5.0 shutout innings to earn the win on 5/24 at Harrisburg; was the longest relief appearance of his career.
- › Promoted to Indianapolis on 6/21 for the rest of the season and went 5-3 with a 6.75 ERA (33er/44.0ip) in 22 games (two starts).
- › Made his Triple-A debut on 6/23 and did not allow a hit over his first two outings (3.0ip).
- › Earned his first Triple-A win with 4.0 one-hit, scoreless innings on 7/10 vs. Iowa.
- › Did not allow a hit over 3.0 shutout innings on 7/27 at Toledo.

### 2021

- › Spent the entire season with Altoona and went 2-2 with a 4.32 ERA (24er/50.0ip) and 40 strikeouts in 14 games (eight starts).
- › Opened the season as a starter and went 1-2 with a 5.35 ERA (21er/35.1ip) in that role.
- › Earned the win on 5/27 vs. Erie with two runs allowed and six strikeouts in 5.0 innings.
- › Allowed multiple runs in seven of his eight starts.
- › Placed on the 7-day injured list on 7/2; reinstated on 8/18 and went 1-0 with a 1.84 ERA (3er/14.2ip) in six appearances out of the bullpen.
- › Logged 11.2 consecutive innings without allowing an earned run from 8/25-9/17.
- › Fanned a season-high seven batters across 4.0 hitless innings in his final outing of the season on 9/17 at Bowie.

### 2019

- › Began the season with Short-Season A West Virginia and went 2-1 with a 2.40 ERA (8er/30.0ip), 31 strikeouts and 0.93 WHIP in seven games (four starts).
- › Earned his first career save with 3.0 hitless innings on 6/23 vs. State College.
- › Struck out seven batters in three consecutive starts from 6/30-7/18.
- › Earned wins in back-to-back starts from 7/18-24; did not allow an earned run across 10.0 innings with as many strikeouts.
- › Allowed a first-inning double and then held Batavia hitless through the final four innings of his start on 7/24.
- › Promoted to Single-A Greensboro on 7/26 and went 3-2 with a 3.79 ERA (16er/38.0ip) and 35 strikeouts in seven starts.
- › Tossed 6.0 no-hit innings on 8/10 vs. Asheville, helping to combine for a one-hitter.
- › Allowed one run over a career-high 7.0 innings in his final start on 8/30 at West Virginia.

### 2018

- › Spent the entire season with GCL Pirates and went 3-2 with a 5.68 ERA (32er/50.2ip) and 43 strikeouts in a league-leading 12 starts.
- › Fanned a career-high eight batters over 6.0 shutout innings on 7/12 vs. GCL Yankees East.
- › Tossed his second quality start of the season with 6.0 one-run innings on 8/23 at GCL Blue Jays.

### 2017

- › Spent the entire season with DSL Pirates and went 2-2 with a 4.13 ERA (26er/56.2ip) and 49 strikeouts in 13 games (13 starts).
- › Made his professional debut on 6/3 at DSL Cubs and allowed four runs (two earned) in 4.0 innings.
- › Earned his first professional win with one unearned run allowed and five strikeouts in 5.0 innings on 6/9 at DSL Indians.
- › Tossed a 4.0-inning complete game on 6/15 at DSL Astros Orange but took the loss after allowing six runs (three earned).
- › Surrendered just one hit over 6.0 shutout innings on 7/25 at DSL Cubs.
- › Fanned a season-high seven batters over 5.0 shutout innings to earn the win on 8/5 vs. DSL Astros Orange.

## PERSONAL

- › Noe Enmanuel Toribio.
- › Signed by Pirates scouts Rene Gayo, Juan Mercado, Esteban Alvarez and Yeferson Mercado.

## SINGLE-GAME BESTS/MISCELLANEOUS

### Complete Games

1, 6/15/17 @ DSL Astros Orange (R)

### Winning Streak

2 (6x), MR: 9/2-7 (2)/22 (AAA)

### Hits Allowed

8 (2x), MR: 8/20/19 @ Delmarva (A)

### Strikeouts

8 (2x), MR: 5/24/22 @ Harrisburg (AA)

### Shutouts

N/A

### Losing Streak

2, 6/15-7/12/17 (R)

### Earned Runs Allowed

6, 7/6/17 @ DSL Cubs (R)

### 10+ Strikeout Games

N/A

### Innings (Start)

7.0, 8/30/19 @ West Virginia (A)

### Innings (Relief)

5.0, 5/24/22 @ Harrisburg (AA)

### Home Runs Allowed

3 (2x), MR: 7/29/19 vs. Kannapolis (A)

### Walks

5, 6/30/17 @ DSL Indians/Brewers (R)

## CAREER PITCHING STATS

YEAR	TEAM	LG	LVL	ORG	W-L	ERA	G-GS	CG	SHO	SV-SVO	IP	H	R	ER	HR	HB	BB-IBB	SO	WHIP	AVG	AB
2017	DSL Pirates	DSL	R	PIT	2-2	4.13	13-13	1	0	0-0	56.2	63	39	26	7	3	26-0	49	1.57	.273	231
2018	GCL Pirates	GCL	R	PIT	3-2	5.68	12-12	0	0	0-0	50.2	55	38	32	3	9	22-0	43	1.52	.267	206
2019	WV Black Bears	NYP	A-	PIT	2-1	2.40	7-4	0	0	1-2	30.0	20	10	8	2	3	8-0	31	0.93	.185	108
2019	Greensboro	SAL	A	PIT	3-2	3.79	7-7	0	0	0-0	38.0	31	16	16	3	3	12-0	35	1.13	.223	139
2020											DID NOT PLAY										
2021	Altoona	NE	AA	PIT	2-2	4.32	14-8	0	0	0-0	50.0	46	29	24	5	7	13-0	40	1.18	.238	193
2022	Altoona	EAS	AA	PIT	3-1	1.85	15-1	0	0	0-1	39.0	29	11	8	2	2	13-0	46	1.08	.201	144
2022	Indianapolis	INT	AAA	PIT	5-3	6.75	22-2	0	0	0-1	44.0	44	38	33	4	7	30-1	31	1.68	.270	163
	<b>Triple-A Totals</b>				<b>5-3</b>	<b>6.75</b>	<b>22-2</b>	<b>0</b>	<b>0</b>	<b>0-1</b>	<b>44.0</b>	<b>44</b>	<b>38</b>	<b>33</b>	<b>4</b>	<b>7</b>	<b>30-1</b>	<b>31</b>	<b>1.68</b>	<b>.270</b>	<b>163</b>
	<b>Minor League Totals</b>				<b>20-13</b>	<b>4.29</b>	<b>90-47</b>	<b>1</b>	<b>0</b>	<b>1-4</b>	<b>308.1</b>	<b>288</b>	<b>181</b>	<b>147</b>	<b>26</b>	<b>34</b>	<b>124-1</b>	<b>275</b>	<b>1.34</b>	<b>.243</b>	<b>1184</b>



# JARED TRIOLO

INF

**Born:** 2/8/98 in Nashua, N.H.  
**MLB Debut:** N/A  
**Height/Weight:** 6-3/210  
**Twitter:** @JaredTriolo

**Opening Day Age:** 25  
**ML Service:** 0.000  
**Bats/Throws:** R/R  
**Instagram:** @jared\_triolo

**Acquired:** Selected by PIT in 2nd round (72nd overall) in the 2019 First-Year Player Draft  
**2023 Baseball America Ranking (PIT / Tools):** No. 15 / Best Hitter for Average, Best Defensive Infielder  
**2023 MLB Pipeline Ranking (PIT):** No. 18

## BA PROSPECT RANKINGS

**MLB:**  
**Org:** PIT – #15 ('23)  
**Tools:** PIT – **Best Hitter for Average** ('23), **Best Defensive Infielder** (2022-'23)

## TRANSACTIONS

- Selected by PIT (2nd round, 72nd overall) in the 2019 First-Year Player Draft.
- Had his contract first selected by PIT on **Nov. 15, 2022**.

## AWARDS & HONORS

PIT MLB Defender of the Year (2021-22)    MiLB.com Organization All-Star (2021-22)    MiLB Rawlings Gold Glove (2021)    A+E All-Star (Post 2021)

## CAREER SUMMARY

### 2022

- Spent the entire season with Double-A Altoona and hit .282 (120-for-425) with 21 doubles and 24 stolen bases in 112 games.
- Hit safely in 11 of 14 games from 4/12-30 with a .340 batting average (18-for-53) in that stretch.
- Went 4-for-5 with a run on 4/30 at Akron.
- Swiped two bases three times over the course of the season, the first time on 6/8 (2) at Reading.
- Launched three leadoff home runs from 8/10-18, the first of his career; two came at Binghamton (8/10, 8/14) and one vs. Harrisburg (8/18).
- Finished a double shy of the cycle on 8/24 at Bowie, going 3-for-4 with one RBI and two runs.
- Logged a .333 batting average (29-for-87) with 10 multi-hit contests and 15 extra-base hits in 22 August games for his best month of the season.
- Placed on the 7-day injured list with a left knee injury on 8/30 and was sidelined for the remainder of the season.
- Registered a .970 fielding percentage (seven errors, 237 total chances) in 746.2 innings at third base, his primary position, to be named Pittsburgh's Young Bucs Bill Mazeroski Defender of the Year.
- Appeared in 65 games as Altoona's leadoff hitter and hit .311 (79-for-254) with 26 extra-base hits in that spot.
- Ranked among Eastern League leaders in batting average (2nd), on-base percentage (3rd, .376), walks (3rd, 63) and hits (7th).
- Led Altoona in batting average and on-base percentage and tied for first with 66 runs to be named the team's MVP.

### 2021

- Spent the entire season with High-A Greensboro and hit .304 (128-for-421) with 29 doubles, 15 home runs, 78 RBI and 25 stolen bases in 108 games.
- Drove in a career-high four RBI for the first time on 6/22 at Greenville, going 3-for-4 with a double, home run and stolen base.
- Launched his only career grand slam on 7/27 vs. Winston-Salem.
- Hit safely in a career-high 20 consecutive games from 7/24-8/18 with a .359 batting average (28-for-78), .422 on-base percentage and 1.076 OPS.
- Went hitless in back-to-back games just once over his final 62 contests after 7/3; hit safely in 54 of those with a .335 batting average (84-for-251) and 30 extra-base hits down the stretch.
- Appeared in 102 games as Greensboro's starting third baseman and registered a .961 fielding percentage (10 errors, 254 total chances) in 897.0 innings to earn an MLB Rawlings Gold Glove and be named Pittsburgh's Young Bucs Bill Mazeroski Defender of the Year.
- Was named to the High-A East postseason All-Star team after leading the league in hits, doubles and total bases (1-1st, 202); also ranked among qualifiers in batting average (2nd), runs (2nd, 74), RBI (3rd, 78), on-base percentage (4th, .369), stolen bases (6th), extra-base hits (1-6th, 44), OPS (7th, .849) and slugging percentage (10th, .480).

### 2019

- Spent the entire season with Short-Season A West Virginia and hit .239 (56-for-234) with 19 doubles in 60 games.
- Went 0-for-4 in his professional debut on 6/29 vs. Mahoning Valley; went 2-for-5 with a double and two RBI the next day.
- Four of his first five professional hits were for extra bases, including a two-run home run on 6/23 vs. State College.
- Went a perfect 5-for-5 with a double and three RBI on 8/14 at Batavia; the performance began a stretch of five consecutive games with a double through 8/19.

## PERSONAL


- Jared Robert Triolo.
- Is a 2016 graduate of Lake Travis (Austin, Texas) High School.
- Played two years (2017-18) with the Bourne Braves in the Cape Cod League.
- Played three seasons (2017-19) of collegiate baseball at the University of Houston.
- Hit a team-high .344 in 2018, which ranked third in the American Athletic Conference.
- Produced a .332 batting average (72-for-217), 18 doubles, seven home runs, 44 RBI and 13 stolen bases in 56 games as a junior in 2019.
- Was named a second-team American Athletic Conference selection as a third baseman in 2019.
- Graduated with a bachelor's degree in business administration with a major in management from the University of Houston during the 2022 offseason; each offseason since being drafted in 2019, he has enrolled in classes to accumulate his remaining credits.
- Signed by Pirates scout Wayne Mathis.

## SINGLE-GAME BESTS/MISCELLANEOUS

Hits	Home Runs	Grand Slams	Runs	Walks
5, 8/14/19 @ Batavia (A-)	1 (2x), MR: 8/24/22 @ Bowie (AA)	1, 7/27/21 vs. Winston-Salem (A+)	3 (9x), MR: 8/18/22 vs. Harrisburg (AA)	3 (4x), MR: 6/24/22 @ New Hampshire (AA)
Hit Streak	RBI	Multi-home Games	Stolen Bases	Strikeouts
20, 7/24-8/18/21 (A+)	4 (2x), MR: 7/27/21 vs. Winston-Salem (A+)	N/A	2 (5x), MR: 8/11/22 @ Binghamton (AA)	3 (4x), MR: 4/9/22 vs. Harrisburg (AA)

## CAREER BATTING STATS

YEAR	TEAM	LG	LVL	ORG	AVG	G	AB	R	H	2B	3B	HR	RBI	BB	IBB	SO	CS	OBP	SLG	OPS	HBP	SAF	FC	GIDP	
2019	WV Black Bears	NYP	A-	PIT	.239	60	234	30	56	19	5	2	34	27	2	49	3	1	.314	.389	.703	0	0	3	1
2020																									
2021	Greensboro	E	A+	PIT	.304	108	421	74	128	29	0	15	78	42	0	94	25	6	.369	.480	.849	4	0	4	7
2022	Altoona	EAS	AA	PIT	.282	112	425	66	120	21	5	9	39	63	1	87	24	5	.376	.419	.795	3	0	4	3
	<b>Minor League Totals</b>				<b>.281</b>	<b>280</b>	<b>1080</b>	<b>170</b>	<b>304</b>	<b>69</b>	<b>10</b>	<b>26</b>	<b>151</b>	<b>132</b>	<b>3</b>	<b>230</b>	<b>52</b>	<b>12</b>	<b>.360</b>	<b>.436</b>	<b>.796</b>	<b>7</b>	<b>0</b>	<b>11</b>	<b>11</b>



# RYLAN VILADE

OF

**Born:** 2/18/99 in Grapevine, Texas  
**MLB Debut:** 9/18/21 (COL) @ WSH  
**Height/Weight:** 6-2/225  
**Twitter:** N/A

**Opening Day Age:** 24  
**ML Service:** 0.016  
**Bats/Throws:** R/R  
**Instagram:** @rylanvilade

**Acquired:** Claimed off waivers by PIT from COL on 11/9/22  
**2023 Baseball America Ranking (PIT):** N/A  
**2023 MLB Pipeline Ranking (PIT):** N/A

## BA PROSPECT RANKINGS

MLB:  
 Org: COL — #6 ('22), #10 ('21), #8 ('20), #9 ('19), #9 ('18),  
 Tools: COL — Best Power Hitter ('18)

## TRANSACTIONS

- Selected by COL (2nd round, 48th overall) in the 2017 First-Year Player Draft.
- Had his contract first selected by COL on **Sept. 18, 2021**.
- Claimed off waivers by PIT from COL on **Nov. 9, 2022**.

## AWARDS & HONORS

Futures Game Selection (2021) CAL All-Star (Post, 2019) CAL Player of the Week (8/5/19)  
 MiLB.com Organization All-Star (2019) CAL Player of the Month (8/2019) PIO All-Star (Mid, 2017)

## CAREER SUMMARY

### 2022

- Spent the majority of the season with Triple-A Albuquerque and hit .249 (92-for-369) with 24 extra-base hits in 99 games.
- Recorded a career-high five hits, all singles, and three RBI on 5/1 vs. Sacramento.
- Logged a .299 batting average (26-for-87) in 24 May games for his best month of the season.
- Launched two home runs on 6/15 vs. Salt Lake for his second career multi-homer game; also recorded four RBI for the first time in his career.
- Hit safely in seven consecutive games, six of which were multi-hit performances, from 6/15-22 with a .483 batting average (14-for-29), .545 on-base percentage and 1.407 OPS.
- Launched his first career grand slam with a career-high tying four RBI on 6/21 at Las Vegas.
- Placed on the 7-day injured list on 6/26; went 3-for-10 with three runs, a home run and three RBI in three rehab games with ACL Rockies before being reinstated on 7/31.
- Went 5-for-5 with four runs on 9/10 vs. El Paso.
- Hit .327 (34-for-104) with 12 extra-base hits against left-handed pitchers.

### 2021

- Spent the majority of the season with Albuquerque and hit .284 (133-for-468) with 82 runs and 28 doubles in 117 games.
- Hit safely in 12 consecutive games from 5/14-28 with a .333 batting average (16-for-48) and .896 OPS.
- Launched his first home run of the season on 6/1 at Sugar Land.
- Was selected to the NL Futures Game roster and was the team's starting designated hitter; went 0-for-2 in the game on 7/11 at Coors Field.
- Recorded a career-high 15-game hitting streak from 7/20-8/6 with a .426 batting average (26-for-61) and 17 runs.
- Went 4-for-5 with a run and RBI on 8/23 at Las Vegas.
- Had his contract selected by Colorado on 9/18 and made his major league debut that day at Washington; went 0-for-6 in three total major league games.
- Led Triple-A West leaders in runs; also ranked third in hits and sixth in doubles.

### 2019

- Spent the entire season with High-A Lancaster and hit .303 (154-for-509) with 49 extra-base hits, 71 RBI and 92 runs in 128 games.
- Hit safely in 20 of 22 games from 5/30-6/26 with a .388 batting average (33-for-85), 13 runs and 1.039 OPS.
- Hit .340 (33-for-97) during the month of June.
- Logged seven two-hit performances in an eight-game stretch from 7/12-20 with five doubles, two home runs and eight RBI.
- Went 4-for-4 with pair of home runs on 8/2 vs. Modesto for the first multi-homer game of his career.
- Hit .500 (12-for-24) with five extra-base hits, nine RBI and seven runs from 7/30-8/4 to be named the California League Player of the Week.

- Registered a .368 batting average (43-for-117) and 1.027 OPS in August to be named the California League Player of the Month.
- Led the California league with 237 total bases; also ranked among leaders in triples (1-st, 10), hits (2nd), runs (2nd), batting average (3rd), extra-base hits (3rd), doubles (3th), walks (7-th, 56), on-base percentage (8th, .367), OPS (8th, .833) and stolen bases (T-8th, 24) to be named a postseason All-Star.
- Hit .356 (90-for-253) in 64 home games.

### 2018

- Spent the entire season with Single-A Asheville and hit .274 (125-for-457) with 29 extra-base hits and 77 runs in 124 games.
- Finished a home run shy of the cycle on 6/22 at Greenville after going 3-for-5 with two runs, two RBI and a stolen base.
- Logged five consecutive multi-hit games, going 12-for-23 from 7/12 (2)-16.
- Recorded 11 multi-hit performances in July and hit .317 (33-for-104) in 27 games for the month.
- Hit .344 (22-for-64) in 16 games appearing in Asheville's leadoff spot; also hit .318 (35-for-110) when leading off an inning.
- Went 3-for-5 with the bases loaded and hit .302 (29-for-96) with runners in scoring position.

### 2017

- Spent the entire season with Rookie-Advanced Grand Junction and hit .308 (36-for-117) with 23 runs and almost as many walks (27) as strikeouts (31) in 33 games.
- Made his professional debut on 6/26 at Idaho Falls and went 2-for-4 with two runs, a home run and two RBI.
- Named a Pioneer League midseason All-Star.

## PERSONAL

- Ryan James Vilade (vill-AD).
- Is a 2017 graduate of Stillwater (Okla.) High School, where he was named the Gatorade Player of the Year as a senior after batting .410 with seven home runs and 34 RBI.
- Was committed to play at Oklahoma State (Stillwater) University, where his dad was formerly an assistant coach, before signing with the Rockies.
- His father, James, is the head baseball coach at Prestonwood (Plano, Texas) Christian Academy.


## SINGLE-GAME BESTS/MISCELLANEOUS

5 (2x), MR: 9/10/22 vs. El Paso (AAA)	2 (2x), MR: 6/15/22 vs. Salt Lake (AAA)	1, 6/21/22 @ Las Vegas (AAA)	5, 6/15/22 vs. Salt Lake (AAA)	3 (4x), MR: 8/31/22 @ Sugar Land (AAA)
<b>Hits</b>	<b>Home Runs</b>	<b>Grand Slams</b>	<b>Runs</b>	<b>Walks</b>
<b>Hit Streak</b>	<b>RBI</b>	<b>Multi-homer Games</b>	<b>Stolen Bases</b>	<b>Strikeouts</b>
15, 7/20-8/6/21 (AAA)	4 (2x), MR: 6/21/22 @ Las Vegas (AAA)	2, MR: 6/15/22 vs. Salt Lake (AAA)	2 (5x), MR: 7/5/21 vs. El Paso (AAA)	3 (14), MR: 9/16/22 vs. Oklahoma City (AAA)

## CAREER BATTING STATS

YEAR	TEAM	LG	LVL	ORG	AVG	G	AB	R	H	2B	3B	HR	RBI	BB	IBB	SO	SB	CS	OBP	SLG	OPS	HBP	SAC	SF	GIDP
2017	Grand Junction	PIO	R+	COL	.308	33	117	23	36	3	2	5	21	27	0	31	5	5	.438	.496	.934	1	0	1	4
2018	Asheville	SAL	A	COL	.274	124	457	77	125	20	4	5	44	49	1	96	17	13	.353	.368	.721	9	13	4	8
2019	Lancaster	CAL	A+	COL	.303	128	509	92	154	27	10	12	71	56	0	95	24	7	.367	.466	.833	3	6	13	20
2020	DID NOT PLAY — COLORADO'S ALTERNATE TRAINING SITE																								
2021	Albuquerque	W	AAA	COL	.284	117	468	82	133	28	5	7	44	38	1	92	12	5	.339	.410	.749	4	2	6	11
2021	COLORADO	NL	MLB	COL	.000	3	6	0	0	0	0	0	0	1	0	1	0	0	.143	.000	.143	0	0	0	0
2022	Albuquerque	PCL	AAA	COL	.249	99	369	64	92	15	4	5	38	52	0	69	10	6	.345	.352	.697	4	1	4	9
2022	ACL Rockies	ACL	R	COL	.300	3	10	3	3	1	0	1	3	1	0	3	1	1	.364	.700	1.064	0	0	0	0
	<b>Major League Totals</b>				.000	3	6	0	0	0	0	0	0	1	0	0	0	0	.143	.000	.143	0	0	0	0
	<b>Triple-A Totals</b>				.269	216	837	146	225	43	9	12	82	90	1	161	22	11	.342	.385	.727	8	3	10	20
	<b>Minor League Totals</b>				.281	504	1930	341	543	94	25	35	221	223	2	386	69	37	.357	.410	.767	21	22	52	52





# CHAVEZ YOUNG

OF

**Born:** 7/8/97 in Freeport, Bahamas  
**MLB Debut:** N/A  
**Height/Weight:** 5-11/200  
**Twitter:** @chavezyoung242

**Opening Day Age:** 25  
**ML Service:** 0.000  
**Bats/Throws:** S/R  
**Instagram:** @cyoung242

**Acquired:** Trade (TOR) on 1/10/23 in exchange for RHP Zach Thompson  
**2023 Baseball America Ranking (PIT):** N/A  
**2023 MLB Pipeline Ranking (PIT):** N/A

## BA PROSPECT RANKINGS

**MLB:**  
**Org:**  
**Tools:** TOR – **Best Outfield Arm** (2019-22)

## TRANSACTIONS

- Selected by TOR (39th round, 1182nd overall) in the 2016 First-Year Player Draft.
- Traded to PIT from TOR on **Jan. 10, 2023** in exchange for RHP Zach Thompson.

## AWARDS & HONORS

AA-NE Player of the Week (8/23/21)

MID All-Star (Mid, 2018)

## CAREER SUMMARY

### 2022

- Began the season on the 7-day injured list and appeared in five rehab games with Single-A Dunedin from 5/14-22 (1).
- Reinstated by Triple-A Buffalo on 5/24 and remained there for the rest of the season; hit .234 (50-for-214) with 13 extra-base hits and 37 runs in 65 games.
- Swiped a career-high three bases for the first time since 2018 on 6/25 vs. St. Paul.
- Successfully stole 17 consecutive bases between Dunedin and Buffalo before being caught for the only time on 7/30 vs. Worcester; swiped 21 total during the season.
- Logged a .989 fielding percentage (one error, 89 total chances) with six assists in 356.0 center field innings with Buffalo.
- Placed on the 7-day injured list again on 8/23 and was sidelined for the remainder of the season.

### 2021

- Spent the entire season with Double-A New Hampshire and hit .265 (74-for-279) with 24 extra-base hits, 52 RBI and 20 stolen bases in 78 games.
- Logged four consecutive multi-hit games to cap off a nine-game hitting streak from 8/10-20; hit .444 (16-for-36) with eight extra-base hits, seven runs and 10 RBI during that stretch.
- Went 3-for-5 with three runs, a home run and four RBI on 8/17 at Hartford.
- Hit .302 (26-for-86) over 24 August games.
- Tied for fifth among Eastern League leaders in stolen bases.

### 2019

- Spent the entire season with High-A Dunedin and hit .247 (99-for-401) with 17 doubles, four triples and six home runs in 111 games.
- Logged a career-high 16-game hitting streak from 8/1 (2)-17 with a .339 batting average (21-for-62), three extra-base hits and six RBI.

### 2018

- Spent the entire season with Single-A Lansing and hit .285 (134-for-470) with 33 doubles, 44 stolen bases and 88 runs in 125 games.
- Launched his only career grand slam on 7/12 at Burlington.
- Logged a career-high tying four hits on 7/16 at Clinton.
- Ranked among Midwest League leaders in runs (1st), extra-base hits (2nd, 50), total bases (2nd, 209), doubles (T-2nd), triples (T-2nd, 9), stolen bases (T-3rd), hits (6th), on-base percentage (8th, .363), slugging percentage (9th, .445) and batting average (10th).
- Was the only player in affiliated baseball with 50-plus extra-base hits and 40-plus stolen bases.
- Also finishing tied for the most stolen bases in Toronto's minor league system for the season.

### 2017

- Split the season between Short-Season A Vancouver and Rookie-Advanced Bluefield, hitting .283 (75-for-265) with 15 doubles and eight triples in 67 games.
- Went 4-for-13 (.308) in his first five games with Vancouver before being transferred to Bluefield.
- Hit safely in 13 games from 7/3-17 with a .379 batting average (22-for-58) and 11 runs.
- Launched his first professional home run, a solo shot, on 7/24 at Bristol.

### 2016

- Spent the entire season with GCL Blue Jays and hit .274 (20-for-73) with eight doubles in 21 games.
- Made his professional debut and went 0-for-2 with a stolen base on 7/27 vs. GCL Tigers West.
- Doubled on 7/30 vs. GCL Phillies for his first professional hit.
- Hit safely in nine consecutive games, six of which were multi-hit performances, from 8/16-26 with a .475 batting average (19-for-40), eight runs, seven doubles and two triples.

## PERSONAL


- Chavez (pronounced "cha-vez") Young.
- Is a 2016 graduate of Faith Baptist (Ludowici, Ga.) Christian Academy.
- Was next-door neighbors with Pirates prospect Tahnaj Thomas growing up; the pair would ride together to baseball practice in the front seat of Tahnaj's dad's corvette.
- Spent the summer of 2020 working out and fishing at home in the Bahamas since there was no minor league season.
- Will look to become the 10th Bahamian-born player to play in Major League Baseball (the only Pirate to do so was André Rodgers from 1965-67).

## SINGLE-GAME BESTS/MISCELLANEOUS

<b>Hits</b> 4 (2x), MR: 7/16/18 @ Clinton (A)	<b>Home Runs</b> 1 (3x), MR: 8/19/22 vs. Lehigh Valley (AAA)	<b>Grand Slams</b> 1, 7/12/18 @ Burlington (A)	<b>Runs</b> 3 (10x), MR: 5/20/22 @ Daytona Beach (A)	<b>Walks</b> 3 (2x), MR: 8/22/19 vs. Daytona Beach (A+)
<b>Hit Streak</b> 16, 8/1 (2)-17/19 (A+)	<b>RBI</b> 4 (4x), MR: 8/17/21 @ Hartford (AAA)	<b>Multi-homer Games</b> N/A	<b>Stolen Bases</b> 3 (3x), MR: 6/25/22 vs. St. Paul (AAA)	<b>Strikeouts</b> 4, 8/28/21 vs. Binghamton (AA)

## CAREER BATTING STATS

YEAR	TEAM	LG	LVL	ORG	AVG	G	AB	R	H	2B	3B	HR	RBI	BB	IBB	SO	SB	CS	OBP	SLG	OPS	HBP	SAC	SF	GI/DP
2016	GCL Blue Jays	GCL	R	TOR	.274	21	73	9	20	8	2	0	6	6	0	26	6	1	.346	.438	.784	2	0	0	1
2017	Bluefield	APP	R+	TOR	.282	62	252	52	71	14	7	4	25	13	0	58	4	5	.332	.440	.772	8	4	4	5
2017	Vancouver	NWL	A-	TOR	.308	5	13	3	4	1	1	0	5	0	0	5	0	0	.400	.538	.938	2	0	0	0
2018	Lansing	MID	A	TOR	.285	125	470	88	134	33	9	8	57	58	2	100	44	13	.363	.445	.808	2	0	4	8
2019	Dunedin	FSL	A+	TOR	.247	111	401	53	99	17	4	6	43	35	0	102	24	11	.315	.354	.669	6	2	3	4
2020																									
2021	New Hampshire	NE	AA	TOR	.265	78	279	41	74	15	2	7	52	35	0	81	20	3	.350	.409	.759	4	0	5	4
2022	Dunedin	FSL	A	TOR	.278	5	18	4	5	0	0	1	1	1	0	5	1	0	.350	.444	.794	1	0	0	0
2022	Buffalo	INT	AAA	TOR	.234	65	214	37	50	6	2	5	21	30	0	58	20	1	.331	.350	.681	2	0	2	4
	<b>Triple-A Totals</b>				.234	65	214	37	50	6	2	5	21	30	0	58	20	1	.331	.350	.681	2	0	2	4
	<b>Minor League Totals</b>				.266	472	1720	287	457	94	27	31	210	178	2	435	119	34	.341	.406	.747	27	6	18	26



# DANIEL ZAMORA

LHP

**Born:** 4/15/93 in Loma Linda, Calif.  
**MLB Debut:** 8/17/18 (NYM) @ PHI  
**Height/Weight:** 6-3/190  
**Twitter:** @Daniel\_Zamora32

**Opening Day Age:** 29  
**ML Service:** 0.156  
**Bats/Throws:** L/L  
**Instagram:** @danieljz32

**Acquired:** Signed by PIT as a minor league free agent on 2/2/23  
**2023 Baseball America Ranking (PIT):** N/A  
**2023 MLB Pipeline Ranking (PIT):** N/A

## BA PROSPECT RANKINGS

MiLB:  
 Org: NYM – #21 (19)  
 Tools:

## AWARDS & HONORS

EAS All-Star (Mid, 2018) FSL All-Star (Mid, 2017)

- Selected by TOR (27th round, 835th overall) in the 2012 First-Year Player Draft but did not sign.
- Selected by PIT (40th round, 1207th overall) in the 2015 First-Year Player Draft.
- Traded to NYM from PIT on Jan. 31, 2018 with cash in exchange for LHP Josh Smoker.
- Had his contract first selected by NYM on Aug. 17, 2018.

- Claimed off waivers by SEA from NYM on May 22, 2021.
- Elected free agency on Nov. 7, 2021.
- Signed by LAD as a minor league free agent on March 16, 2022.
- Elected free agency on Nov. 10, 2022.
- Signed by PIT as a minor league free agent on Feb. 2, 2023.

## TRANSACTIONS

## CAREER SUMMARY

### 2022

- Spent the entire season with Triple-A Oklahoma City and went 4-2 with a 3.86 ERA (27er/63.0ip) and 71 strikeouts in 51 games (one start).
- Ranked seventh among Pacific Coast League leaders in appearances.
- Did not earn an earned run across 14 consecutive appearances (one start) from 6/14-8/5 with a 0.71 WHIP and .153 batting average against in 21.0 innings.

- Did not allow a run over his first five big-league appearances (3.1ip) with two hits allowed, one walk and four strikeouts.
- Logged eight consecutive scoreless outings (4.0ip) in September with just three baserunners allowed and eight strikeouts.
- Earned his first major league win on 9/29 vs. Miami, his final appearance of the season, with 1.0 hitless inning of work.

### 2021

- Spent most of the season in Triple-A split between Tacoma and Syracuse, going 3-2 with a 6.60 ERA (32er/43.2ip) and 54 strikeouts in 32 games (two starts).
- Went 0-2 with multiple runs given up in all four appearances with Syracuse before being claimed off waivers by Seattle.
- Earned wins in back-to-back outings with Seattle from 5/29-31 with one unearned run allowed in 2.1 combined innings.
- Made his second start of the season on 6/26 at Albuquerque and did not give up a hit in 2.0 scoreless innings.
- Struck out a career-high tying five batters across 2.0 scoreless innings on 7/3 vs. Reno.

- Began the season with High-A Bradenton and went 2-4 with a 1.86 ERA (11er/53.1ip), 61 strikeouts and nine saves in 37 games.
- Tied for fifth among Florida State League leaders and Pirates farmhands with nine saves.
- Did not allow a run over 13.0 consecutive innings (nine games) with four saves, 15 strikeouts, a 0.92 WHIP and .091 batting average against from 6/28-7/25.
- Tossed 3.0 scoreless innings across two appearances with Double-A Altoona to end his season.

### 2019

- Began the season with Syracuse and went 2-1 with a 4.20 ERA (14er/30.0ip), 1.10 WHIP and 36 strikeouts in 29 games across three separate stints.
- Also appeared in 17 games with New York (NL) and went 0-1 with a 5.19 ERA (5er/8.2ip).
- Logged 7.2 consecutive scoreless innings across 10 appearances with Syracuse and New York (NL) from 4/6 (2)-5/10.
- Did not allow a home run over his final 30 appearances (103 at-bats).

- Spent the entire season with Single-A West Virginia and went 3-2 with a 3.46 ERA (15er/39.0ip) and 45 strikeouts in 21 games.
- Tossed 3.0 hitless innings with a career-high tying five strikeouts on 4/8 at Greensboro.

### 2018

- Began the season with Double-A Binghamton and went 1-1 with a 3.48 ERA (20er/51.2ip) and 69 strikeouts in 40 games (one start).
- Made his first career start on 4/11 vs. Akron and surrendered four runs on as many hits in 2.0 innings.
- Did not give up a home run in his first 24 appearances (one start) through the end of June; gave up three homers in 13 appearances from 7/1-8/8.
- Had his contract first selected by New York (NL) on 8/17 and made his major league debut that night at Philadelphia (1.1ip, 1bb, 2k).
- Struck out César Hernández on a foul tip as his first MLB batter seen to strand a runner on second base and end the sixth inning of his debut.

- Spent the entire 2015 season with Short-Season A West Virginia and went 1-0 with a 2.66 ERA (6er/20.1ip) and 25 strikeouts in 14 games.
- Made his professional debut on 7/12 at Vermont and suffered a blown save as he allowed one earned run in his lone inning of work.
- Earned his first professional win with 2.0 scoreless innings on 8/1 at Connecticut.
- Struck out a career-high five batters across 2.0 one-hit innings on 8/12 vs. Aberdeen.
- Converted back-to-back save opportunities from 8/22-26, the first of his career coming on 8/22 at Mahoning Valley (3.0ip, 3h, 4k).

## PERSONAL

- Daniel James Zamora, wife's name is Courtney and has two daughters, Adeline and Tegan.
- Pitched for Stony Brook (N.Y.) University in 2013 and 2015, but missed his sophomore year due to left shoulder surgery.
- Became the fifth player in Stony Brook baseball history to reach the big leagues.

## SINGLE-GAME HIGHS/MISCELLANEOUS

Complete Games	Winning Streak	Hits Allowed	Strikeouts
N/A	3 (2x), MR: 4/7-5/11/22 (AAA)	6, 6/25/16 @ Asheville (A)	5 (6x), MR: 7/3/21 vs. Reno (AAA)
Shutouts	Lossing Streak	Earned Runs Allowed	10+ Strikeout Games
N/A	2 (3x), MR: 10/10-9/3/22 (AAA)	7, 5/7/21 vs. Scranton/Wilkes-Barre (AAA)	N/A
Innings (Start)	Innings (Relief)	Home Runs Allowed	Walks
2.1, 5/7/21 vs. Scranton/Wilkes-Barre (AAA)	3.1 (2x), MR: 5/22/16 (1) vs. Hickory (A)	2, 5/7/21 vs. Scranton/Wilkes-Barre (AAA)	5, 5/7/21 vs. Scranton/Wilkes-Barre (AAA)

## CAREER PITCHING STATS

YEAR	TEAM	LG	LVL	ORG	W-L	ERA	G-GS	CG	SHO	SV-SVO	IP	H	R	ER	HR	HB	BB-IBB	SO	WHIP	AVG	AB
2015	WV Black Bears	NYP	A-	PIT	1-0	2.66	14-0	0	0	2-3	20.1	21	6	6	1	0	4-0	25	1.23	259	81
2016	WV Power	SAL	A	PIT	3-2	3.46	21-0	0	0	1-2	39.0	32	15	15	2	0	15-0	45	1.21	219	146
2017	Bradenton	FSL	A+	PIT	2-4	1.86	37-0	0	0	9-13	53.1	48	17	11	2	1	17-0	61	1.22	236	203
2017	Altoona	EAS	AA	PIT	0-0	0.00	2-0	0	0	0-0	3.0	2	0	0	0	0	2-0	2	1.33	200	10
2018	Binghamton	EAS	AA	NYM	1-1	3.48	40-1	0	0	2-3	50.2	37	20	20	3	1	16-1	69	1.03	197	188
2018	New York	NL	AAA	NYM	1-2	3.86	15-1	0	0	0-0	9.0	6	3	3	1	0	3-1	16	1.00	194	31
2019	Syracuse	INT	AAA	NYM	2-1	4.20	29-0	0	0	4-7	30.0	26	14	14	1	0	7-0	36	1.10	236	110
2019	New York	NL	MLB	NYM	0-1	5.19	17-0	0	0	0-0	8.2	10	5	5	1	1	5-1	8	1.73	294	34
2020																					
2021	Syracuse	E	AAA	NYM	0-2	20.25	4-1	0	0	0-0	6.2	10	16	15	3	0	10-0	7	3.00	357	28
2021	Tacoma	W	AAA	SEA	3-0	4.14	28-1	0	0	1-5	37.0	39	24	17	5	0	16-2	47	1.49	271	144
2021	Seattle	AL	MLB	SEA	2-0	6.23	4-0	0	0	0-0	4.1	5	4	3	1	0	1-0	3	1.38	294	17
2022	Oklahoma City	PCL	AAA	LAD	4-2	3.86	51-1	0	0	3-4	63.0	58	36	27	5	0	27-0	71	1.35	242	240
	Major League Totals				3-1	4.50	37-0	0	0	0-0	22.0	21	12	11	3	2	9-2	27	1.36	256	82
	Triple-A Totals				9-5	4.81	112-3	0	0	8-16	136.2	133	90	73	14	6	60-2	161	1.41	255	522
	Minor League Totals				16-12	3.70	226-4	0	0	22-37	304.0	273	148	125	22	8	114-3	363	1.27	237	1150



**INTERNATIONAL  
LEAGUE & OPPONENTS**

# INTERNATIONAL LEAGUE

## LEAGUE INFORMATION

Years Active  
1884-Present  
*\*renamed Triple-A East for 2021 only*

2023 Open/Close  
March 31/Sept. 24

Roster Limits  
28 players

## 2023 DIVISIONAL ALIGNMENT

### WEST

Columbus Clippers (CLE)  
Gwinnett Stripers (ATL)

### Indianapolis Indians (PIT)

Iowa Cubs (CHC)  
Louisville Bats (CIN)  
Memphis Redbirds (STL)  
Nashville Sounds (MIL)

Omaha Storm Chasers (KC)

St. Paul Saints (MIN)

Toledo Mud Hens (DET)

### EAST

Buffalo Bisons (TOR)

Charlotte Knights (CWS)

Durham Bulls (TB)

Jacksonville Jumbo Shrimp (MIA)

Lehigh Valley IronPigs (PHI)

Norfolk Tides (BAL)

Rochester Red Wings (WSH)

Scranton/WB RailRiders (NYY)

Syracuse Mets (NYM)

Worcester Red Sox (BOS)

## 1998-2022 DIVISIONAL RECORDS

### INDIANS VS. 2022 INTERNATIONAL LEAGUE

Year	vs. IL West	vs. IL East	Overall
2022	67-70	7-5	74-75

### INDIANS VS. 2021 TRIPLE-A EAST\*

Year	vs. Midwest	vs. Southeast	vs. Northeast	Overall
2021	51-61	10-6	--	61-67

### INDIANS VS. 1998-2019 INTERNATIONAL LEAGUE

Year	vs. IL West	vs. IL South	vs. IL North	Overall
2019	36-36	14-17	16-21	66-74
2018	36-33	14-19 (.424)	23-15	73-67
2017	38-32	21-12 (.636)	20-19	79-63
2016	35-40	18-13	17-21	70-74
2015	35-34	22-15	26-12 (.684)	83-61
2014	33-31	16-16	24-24	73-71
2013	36-28	18-14	26-22	80-64
2012	42-22	20-12	27-21	89-55
2011	30-34	16-16	30-18	76-68
2010	29-35	16-16	26-22	71-73
2009	29-35	17-15	24-23	70-73
2008	27-37	20-12	21-27	68-76
2007	19-29 (.396)	25-22	26-22	70-73
2006	22-26	28-18	26-22	76-66
2005	21-27	30-18	27-21	78-66
2004	29-19	22-26	15-33 (.313)	66-78
2003	20-27	22-26	22-25	64-78
2002	24-24	24-24	19-28	67-76
2001	23-25	22-26	21-27	66-78
2000	35-13 (.729)	28-20	18-30	81-63
1999	25-23	22-26	28-20	75-69
1998	32-16	22-26	22-25	76-67
<b>Totals</b>	<b>656-626 (.512)</b>	<b>457-409 (.528)</b>	<b>504-498 (.503)</b>	

## TRIPLE-A RECORDS

### TRIPLE-A ALL-STAR GAME

Year	Result	Location
2019	PCL 9, IL 3	El Paso, Texas
2018	PCL 12, IL 7	Columbus, Ohio
2017	PCL 6, IL 4	Tacoma, Wash.
2016	IL 4, PCL 2	Charlotte, N.C.
2015	IL 4, PCL 3	Omaha, Neb.
2014	IL 7, PCL 3	Durham, N.C.
2013	IL 4, PCL 3	Reno, Nev.
2012	PCL 3, IL 0	Buffalo, N.Y.
2011	IL 3, PCL 0	Salt Lake City, Utah
2010	IL 2, PCL 1	Allentown, Pa.
2009	IL 6, PCL 5	Portland, Ore.
2008	PCL 6, IL 5	Louisville, Ky.
2007	IL 7, PCL 5	Albuquerque, N.M.
2006	IL 6, PCL 0	Toledo, Ohio
2005	PCL 11, IL 5	Sacramento, Calif.
2004	IL 4, PCL 3 (10)	Pawtucket, R.I.
2003	IL 13, PCL 9	Memphis, Tenn.
2002	PCL 5, IL 0	Oklahoma City, Okla.
2001	PCL 9, IL 5	Indianapolis, Ind.
2000	PCL 8, IL 2	Rochester, N.Y.
1999	PCL 9, IL 5	New Orleans, La.
1998	IL 8, PCL 4	Norfolk, Va.

### TRIPLE-A NATIONAL CHAMPIONSHIP GAME

Year	Result	Location
2022	Durham 10, Reno 6	Las Vegas, Nev.
2021	N/A	
<i>Season canceled due to COVID-19</i>		
2019	Sacramento 4, Columbus 0	Memphis, Tenn.
2018	Memphis 14, Durham 4	Columbus, Ohio
2017	Durham 5, Memphis 3	Moosic, Pa.
2016	Scranton/W-B 3, El Paso 1	Memphis, Tenn.
2015	Fresno 7, Columbus 0	El Paso, Texas
2014	Omaha 4, Pawtucket 2	Charlotte, N.C.
2013	Omaha 2, Durham 1	Allentown, Pa.
2012	Reno 10, Pawtucket 3	Durham, N.C.
2011	Columbus 8, Omaha 3	Albuquerque, N.M.
2010	Columbus 12, Tacoma 6	Oklahoma City, Okla.
2009	Durham 5, Memphis 4 (11)	Oklahoma City, Okla.
2008	Sacramento 4, Scranton/WB 1	Oklahoma City, Okla.
2007	Sacramento 7, Richmond 1	Oklahoma City, Okla.
2006	Tucson 5, Toledo 2	Oklahoma City, Okla.

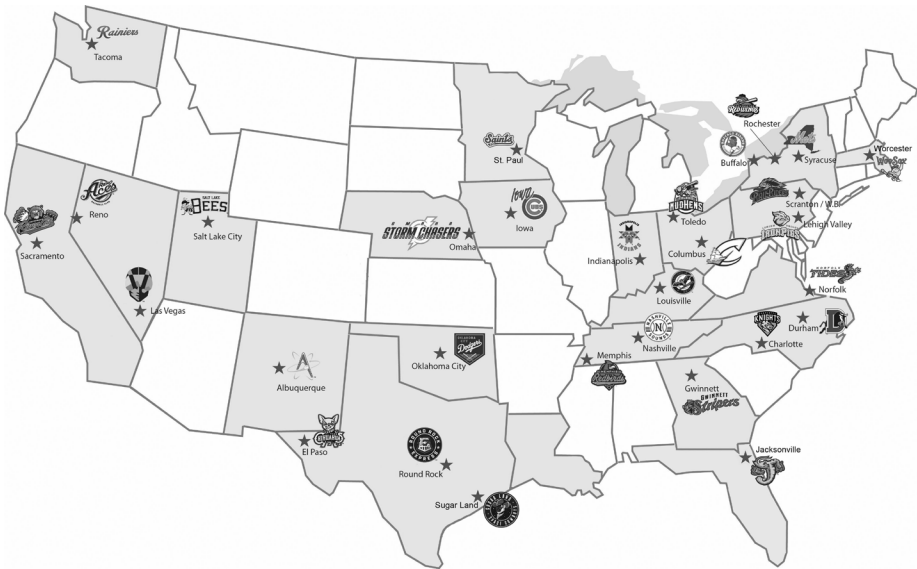
### 2023 TRIPLE-A POSTSEASON

IL Championship Series at First-Half Champion: Sept. 26-28  
PCL Championship Series at First-Half Champion: Sept. 26-28  
Triple-A National Championship Game at Las Vegas: Sept. 30

### IL leads PCL, 12-10

Triple-A All-Star Game removed from the schedule indefinitely following the cancellation of the 2020 season due to COVID-19.

# TRIPLE-A ALIGNMENT



## TRIPLE-A CLUBS AND AFFILIATES

### INTERNATIONAL LEAGUE

<u>Triple-A Team</u>	<u>MLB Parent Club</u>
Buffalo Bisons.....	Toronto Blue Jays
Charlotte Knights.....	Chicago White Sox
Columbus Clippers.....	Cleveland Guardians
Durham Bulls.....	Tampa Bay Rays
Gwinnett Stripers.....	Atlanta Braves
Indianapolis Indians.....	Pittsburgh Pirates
Iowa Cubs.....	Chicago Cubs
Jacksonville Jumbo Shrimp.....	Miami Marlins
Lehigh Valley IronPigs.....	Philadelphia Phillies
Louisville Bats.....	Cincinnati Reds
Memphis Redbirds.....	St. Louis Cardinals
Nashville Sounds.....	Milwaukee Brewers
Norfolk Tides.....	Baltimore Orioles
Omaha Storm Chasers.....	Kansas City Royals
Rochester Red Wings.....	Washington Nationals
Scranton/Wilkes-Barre RailRiders.....	New York Yankees
St. Paul Saints.....	Minnesota Twins
Syracuse Mets.....	New York Mets
Toledo Mud Hens.....	Detroit Tigers
Worcester Red Sox.....	Boston Red Sox

### PACIFIC COAST LEAGUE

<u>Triple-A Team</u>	<u>MLB Parent Club</u>
Albuquerque Isotopes.....	Colorado Rockies
El Paso Chihuahuas.....	San Diego Padres
Las Vegas Aviators.....	Oakland Athletics
Oklahoma City Dodgers.....	Los Angeles Dodgers
Reno Aces.....	Arizona Diamondbacks
Round Rock Express.....	Texas Rangers
Sacramento River Cats.....	San Francisco Giants
Salt Lake Bees.....	Los Angeles Angels
Sugar Land Space Cowboys.....	Houston Astros
Tacoma Rainiers.....	Seattle Mariners

ORGANIZATION

2023 INDIANS

11 & OPPONENTS

2022 REVIEW

PIRATES

HISTORY

GENERAL

# BUFFALO BISON


**Sahlen Field (1988)**  
16,600 capacity  
LF-325, CF-404, RF-325



One James D. Griffin Plaza  
Buffalo, NY 14203  
Phone: (716) 846-2000  
Bisons.com  
@BuffaloBisons

President, Rich Baseball Operations ..... Mike Buczkowski  
General Manager ..... Anthony Sprague  
Manager, Baseball Communications ..... Pat Malacaro, (716) 481-6804  
Contact Email ..... pmalacaro@bisons.com

Broadcasters ..... Pat Malacaro, Duke McGuire  
Home Radio Station ..... The Bet 1520 AM-WWKB



**Casey Candaele**

### FIELD MANAGER

Casey Candaele ..... since 2021  
3rd season, BUF\* ..... 122-89 (.578)  
3rd season, Triple-A\* ..... 122-89 (.578)

### COACHING STAFF

Pitching Coach ..... Tim Norton  
Hitting Coach ..... Matt Hague  
Position Coach ..... Justin Echevarria  
Development Coach ..... Jake McGuiggan  
Bullpen Coach ..... Carson Phillips

\*Began 2022 season with Buffalo before being named as Toronto's interim bench coach

## INTERNATIONAL LEAGUE EAST DIVISION

108th season in International League  
13 League Championships: 1891, 1904, 1906, 1915-16, 1927, 1933, 1936,  
1957, 1961, 1997-98, 2004  
**2022 Results: 76-72, T-4th IL East**

## INDIANAPOLIS RECORDS VS. BUFFALO

### 2019 HEAD-TO-HEAD RESULTS (INDIANS LOST SERIES, 5-1)

Date	Site	W/L	Score	Date	Site	W/L	Score
6/11	IND	L	2-0	6/18	BUF	W	5-2
6/12	IND	L	14-6	6/19	BUF	L	6-3
6/13	IND	L	11-3	6/20	BUF	L	11-8

### YEAR-BY-YEAR SERIES RESULTS (SINCE 1998)

Year	Home	Road	Totals	Year	Home	Road	Totals	Year	Home	Road	Totals
1998	1-3	1-3	2-6	2006	3-1	3-1	6-2	2014	3-1	1-3	4-4
1999	0-4	2-2	2-6	2007	3-1	2-2	5-3	2015	2-1	3-0	5-1
2000	1-3	2-2	3-5	2008	2-2	2-2	4-4	2016	0-3	1-2	1-5
2001	2-2	3-1	5-3	2009	2-2	3-1	5-3	2017	2-1	1-2	3-3
2002	2-2	2-2	4-4	2010	3-1	3-1	6-2	2018	2-1	3-1	5-2
2003	1-3	0-3	1-6	2011	3-1	3-1	6-2	2019	0-3	1-2	1-5
2004	1-3	1-3	2-6	2012	2-2	3-1	5-3				
2005	3-1	2-2	5-3	2013	3-1	2-2	5-3				

### SERIES FACTS

Record Since 1998 ..... 85-81 (.512)  
At Indianapolis ..... 41-42 (.494)  
At Buffalo ..... 44-39 (.530)  
Margin of Victory ..... 11 runs (6/25/99 @ BUF, 12-1)  
Margin of Defeat ..... 13 runs (6/9/11 @ BUF, 15-2)  
Indians Sweeps (4+ Games) ..... 0  
Bisons Sweeps (4+ Games) ..... 1 (7/19-22, 1999 @ IND)

### 2023 SCHEDULE

**Date** ..... **Site**  
8/29-9/3 ..... BUF

## AFFILIATE OF THE TORONTO BLUE JAYS SINCE 2013

### TOP 10 PROSPECTS (BASEBALL AMERICA)

1. Ricky Tiedemann ..... LHP
2. Yosver Zulueta ..... RHP
3. Brandon Barriera ..... LHP
4. Addison Barger ..... SS/3B
5. Orelvis Martinez ..... SS/3B
6. Tucker Toman ..... SS/3B
7. Cade Doughty ..... 2B/3B
8. Hayden Juenger ..... RHP
9. Nate Pearson ..... RHP
10. Adam Macko ..... LHP

### IN BASEBALL AMERICA'S TOP 100

Ricky Tiedemann ..... No. 30

ORGANIZATION

2023 INDIANS

IL & OPPONENTS

2022 REVIEW

PIRATES

HISTORY

GENERAL

Truist Field (2014)  
10,200 capacity  
LF-330, CF-400, RF-315



324 South Mint St.  
Charlotte, NC 28202  
Phone: (704) 274-8300  
CharlotteKnights.com  
@KnightsBaseball

Chief Operating Officer ..... Dan Rajkowski  
General Manager ..... Rob Egan  
Vice President of Communications ..... Tommy Viola, (704) 274-8203  
Contact Email ..... tommyv@charlotteknights.com

Broadcasters ..... Matt Swierad, Mike Pacheco  
Home Radio Station ..... ESPN Charlotte - 730 AM



Justin Jirschele

**FIELD MANAGER**

Justin Jirschele ..... since 2023  
1st season, CLT ..... N/A  
1st season, Triple-A ..... N/A

**COACHING STAFF**

Pitching Coach ..... Matt Zaleski  
Hitting Coach ..... Cam Seitzer  
Performance Coach ..... George Timke

**AFFILIATE OF THE CHICAGO WHITE SOX SINCE 1999**

**TOP 10 PROSPECTS (BASEBALL AMERICA)**

1. Colson Montgomery ..... SS
2. Oscar Colás ..... OF
3. Bryan Ramos ..... 3B
4. Noah Schultz ..... LHP
5. Sean Burke ..... RHP
6. Cristian Mena ..... RHP
7. Peyton Pallette ..... RHP
8. Norge Vera ..... RHP
9. José Rodríguez ..... SS
10. Lenyn Sosa ..... SS

**IN BASEBALL AMERICA'S TOP 100**

- Colson Montgomery ..... No. 38  
Oscar Colás ..... No. 89

**INTERNATIONAL LEAGUE EAST DIVISION**

30th season in International League  
2 League Championships: 1993, 1999  
2022 Results: 58-92, 10th IL East

**INDIANAPOLIS RECORDS VS. CHARLOTTE**

**2022 HEAD-TO-HEAD RESULTS (INDIANS SPLIT SERIES, 3-3)**

Date	Site	W/L	Score	Date	Site	W/L	Score
5/10	CLT	W	15-3	5/13	CLT	W	7-5 (10)
5/11	CLT	L	5-4	5/14	CLT	L	12-2
5/12	CLT	L	8-4	5/15	CLT	W	11-5

**YEAR-BY-YEAR SERIES RESULTS (SINCE 1998)**

Year	Home	Road	Totals	Year	Home	Road	Totals	Year	Home	Road	Totals
1998	6-0	1-5	7-5	2006	2-4	4-2	6-6	2014	0-4	3-1	3-5
1999	4-2	4-2	8-4	2007	4-2	3-3	7-5	2015	3-0	3-4	6-4
2000	1-5	2-4	3-9	2008	3-1	1-3	4-4	2016	4-0	2-1	6-1
2001	4-2	1-5	5-7	2009	3-1	2-2	5-3	2017	3-0	2-1	5-1
2002	4-3	5-0	9-3	2010	3-1	3-1	6-2	2018	2-1	2-5	4-6
2003	4-2	0-6	4-8	2011	3-1	2-2	5-3	2019	5-2	2-1	7-3
2004	3-3	2-4	5-7	2012	1-3	2-2	3-5	2022	--	3-3	3-3
2005	5-1	3-3	8-4	2013	2-2	1-3	3-5				

**SERIES FACTS**

All-Time Record ..... 122-103 (.542)  
At Indianapolis ..... 69-40 (.633)  
At Charlotte ..... 53-63 (.457)  
Margin of Victory ..... 16 runs (2x, MR: 7/22/13 @ CLT, 17-1)  
Margin of Defeat ..... 12 runs (6/21/15 @ CLT, 13-1)  
Indians Sweeps (4+ Games) ..... 3 (MR: 7/21-24, 2016 @ IND)  
Knights Sweeps (4+ Games) ..... 3 (MR: 7/21-24, 2014 @ IND)

**2023 SCHEDULE**

Date	Site
	N/A

# COLUMBUS CLIPPERS

**Huntington Park (2009)**  
10,100 capacity  
LF-325, CF-400, RF-318



330 Huntington Park Lane  
Columbus, OH 43215  
Phone: (614) 462-5250  
ClippersBaseball.com  
@CLBCLippers

President & General Manager..... Ken Schnacke  
Director, Media Relations & Ticket Services..... Chris Sprague, (614) 216-3433  
Director, Press Box Operations & Statistics.. Anthony Slosser, (614) 395-0944  
Contact Email ..... aslosser@clippersbaseball.com

Broadcasters..... Ryan Mitchell, Scott Leo  
Home Radio Station..... WMNI 95.1 FM and 920 AM



**Andy Tracy**

### FIELD MANAGER

Andy Tracy..... since 2020  
3rd season, COL.....144-132 (.522)  
3rd season, Triple-A.....144-132 (.522)

### COACHING STAFF

Pitching Coach.....Owen Dew  
Hitting Coach.....Junior Betances  
Bench Coach.....Greg DiCenzo  
Pitching Specialist.....Cody Buckel

### INTERNATIONAL LEAGUE WEST DIVISION

62nd season in International League  
11 League Championships: 1979-81, 1987, 1991-92, 1996, 2010-11, 2015, 2019  
**2022 Results: 85-64, 3rd IL West**

### INDIANAPOLIS RECORDS VS. COLUMBUS

#### 2022 HEAD-TO-HEAD RESULTS (INDIANS LOST SERIES, 12-8)

Date	Site	W/L	Score	Date	Site	W/L	Score	Date	Site	W/L	Score
4/19	IND	L	4-2	6/7	IND	W	9-6	7/12	COL	W	5-2
4/20	IND	W	5-3	6/8	IND	L	11-3	7/13	COL	L	8-3
4/21	IND	L	12-5	6/9	IND	W	6-5	7/14	COL	L	7-0
4/22	IND	L	4-3	6/10	IND	W	5-4	7/15	COL	L	9-7
4/23	IND	W	3-2	6/11	IND	W	12-7	7/16	COL	L	4-2
4/24	IND	W	8-7 (11)	6/12	IND	L	11-5	9/26	COL	L	17-1
								9/27	COL	L	7-1
								9/28	COL	L	11-3

#### YEAR-BY-YEAR SERIES RESULTS (SINCE 1988)

Year	Home	Road	Totals	Year	Home	Road	Totals	Year	Home	Road	Totals
1988	2-0	2-1	4-1	2004	5-3	3-5	8-8	2014	5-5	8-3	13-8
1989	2-1	2-1	4-2	2005	1-7	4-4	5-11	2015	5-4	5-7	10-11
1990	1-1	0-3	1-4	2006	5-3	3-5	8-8	2016	5-6	6-8	11-14
1991	1-2	0-2	1-4	2007	5-3	3-5	8-8	2017	3-6	7-6	10-12
1998	7-1	4-4	11-5	2008	5-5	3-8	8-13	2018	8-4	4-9	12-13
1999	3-5	3-5	6-10	2009	6-4	5-6	11-10	2019	2-10	7-5	9-15
2000	6-2	6-2	12-4	2010	4-7	4-6	8-13	2021	4-2	2-3	6-5
2001	6-2	2-6	8-8	2011	4-6	4-7	8-13	2022	7-5	1-7	8-12
2002	4-4	4-4	8-8	2012	6-5	4-6	10-11				
2003	4-4	2-6	6-10	2013	4-7	8-3	12-10				

#### SERIES FACTS

Record Since 1988..... 226-251 (.474)  
At Indianapolis..... 120-114 (.513)  
At Columbus..... 106-137 (.436)  
Margin of Victory.....20 runs (7/6/17 @ COL, 21-1)  
Margin of Defeat..... 16 runs (2x, MR: 9/26/22 @ COL, 17-1)  
Indians Sweeps (4+ Games).....2 (MR: 4/4-6, 2014 @ COL)  
Clippers Sweeps (4+ Games).....3 (MR: 6/28-7/1, 2018 @ COL)

#### 2023 SCHEDULE

Date	Site
4/25-30	IND
5/23-28	COL
6/20-25	IND

### AFFILIATE OF THE CLEVELAND GUARDIANS SINCE 2009

#### TOP 10 PROSPECTS (BASEBALL AMERICA)

- Gavin Williams.....RHP
- Daniel Espino.....RHP
- Bo Naylor.....C
- George Valera.....OF
- Brayan Rocchio.....SS
- Logan Allen.....LHP
- Tanner Bibee.....RHP
- Angel Martínez.....SS
- Chase DeLauter.....OF
- Will Brennan.....OF

#### IN BASEBALL AMERICA'S TOP 100

- Gavin Williams.....No. 19  
Daniel Espino.....No. 40  
Bo Naylor.....No. 68  
George Valera.....No. 72  
Brayan Rocchio.....No. 77  
Logan Allen.....No. 85  
Tanner Bibee.....No. 86

ORGANIZATION

2023 INDIANS

IL & OPPONENTS

2022 REVIEW

PIRATES

HISTORY

GENERAL



**Durham Bulls Athletic Park (1995)**  
10,000 capacity  
LF-303, CF-395, RF-329



409 Blackwell Street  
Durham, NC 27701  
Phone: (919) 687-6500  
DurhamBulls.com  
@DurhamBulls

Vice President, Baseball Operations..... Mike Birling  
Manager, Digital & Social Content ..... Andrew Green, (919) 687-6574  
Contact Email ..... agreen@durhambulls.com

Broadcaster..... Patrick Kinas  
Home Radio Station ..... 99.3 FM and 96.5 FM The Buzz



**Michael Johns**

### FIELD MANAGER

Michael Johns ..... since 2023  
1st season, DUR..... N/A  
1st season, Triple-A ..... N/A

### COACHING STAFF

Pitching Coach..... Brian Reith  
Hitting Coach ..... Kenny Hook  
Bench Coach..... Reinaldo Ruiz

## AFFILIATE OF THE TAMPA BAY RAYS SINCE 1998

### TOP 10 PROSPECTS (BASEBALL AMERICA)

1. Shane Baz.....RHP
2. Curtis Mead ..... 2B/3B
3. Taj Bradley.....RHP
4. Carson Williams..... SS
5. Kyle Manzardo..... 1B
6. Jonathan Aranda..... 2B
7. Mason Auer..... OF
8. Junior Caminero..... 3B
9. Mason Montgomery..... LHP
10. Cole Wilcox..... RHP

### IN BASEBALL AMERICA'S TOP 100

- Shane Baz..... No. 31  
Curtis Mead ..... No. 35  
Taj Bradley..... No. 44  
Carson Williams..... No. 52  
Kyle Manzardo..... No. 60  
Jonathan Aranda..... No. 96

## INTERNATIONAL LEAGUE EAST DIVISION

25th season in International League  
16 League Championships: 1922, 1924-25, 1930, 1940-41, 1957, 1967,  
2002-03, 2009, 2013, 2017-18, 2021-22  
**2022 Results: 86-64, 1st IL East**  
**(League & Triple-A Champion)**

## INDIANAPOLIS RECORDS VS. DURHAM

### 2019 HEAD-TO-HEAD RESULTS (INDIANS SPLIT SERIES, 3-3)

Date	Site	W/L	Score	Date	Site	W/L	Score
7/19	IND	L	4-3 (10)	8/9	DUR	L	9-5
7/20	IND	W	8-3	8/10	DUR	W	3-1
7/21	IND	W	3-1	8/11	DUR	L	4-0

### YEAR-BY-YEAR SERIES RESULTS (SINCE 1998)

Year	Home	Road	Totals	Year	Home	Road	Totals	Year	Home	Road	Totals
1998	1-5	1-5	2-10	2006	5-1	3-3	8-4	2014	2-2	2-2	4-4
1999	3-3	2-4	5-7	2007	3-3	2-4	5-7	2015	4-2	2-2	6-4
2000	5-1	3-3	8-4	2008	3-1	2-2	5-3	2016	2-1	2-1	4-2
2001	5-1	2-4	7-5	2009	3-1	2-2	5-3	2017	3-4	1-2	4-6
2002	3-3	3-3	6-6	2010	2-2	1-3	3-5	2018	1-2	1-2	2-4
2003	4-2	1-5	5-7	2011	1-3	2-2	3-5	2019	2-1	1-2	3-3
2004	4-2	1-5	5-7	2012	3-1	3-1	6-2				
2005	5-1	4-2	9-3	2013	2-2	1-3	3-5				

### SERIES FACTS

All-Time Record ..... 108-106 (.505)  
At Indianapolis ..... 66-44 (.600)  
At Durham ..... 42-62 (.404)  
Margin of Victory ..... 11 runs (2x, MR: 4/25/16 @ DUR, 12-1)  
Margin of Defeat ..... 12 runs (3x, MR: 7/22/07 @ IND, 13-1)  
Indians Sweeps (4+ Games) ..... 0  
Bulls Sweeps (4+ Games) ..... 1 (8/7-10, 1998 @ IND)

### 2023 SCHEDULE

Date	Site
	N/A

# GWINNETT STRIPERS


Coolray Field (2009)  
10,427 capacity  
LF-335, CF-400, RF-335



2500 Buford Drive  
Lawrenceville, GA 30043  
Phone: (678) 277-0300  
GoStripers.com  
@GoStripers

Vice President & General Manager ..... Erin McCormick  
Senior Manager, Public Relations..... Dave Lezotte, (678) 277-0320  
Contact Email ..... dave.lezotte@gostripers.com

Broadcaster..... Dave Lezotte  
Home Radio Station..... 99.3 WCON-FM



**Matt Tuiasosopo**

### FIELD MANAGER

Matt Tuiasosopo ..... since 2021  
3rd season, GWN ..... 140-137 (.505)  
3rd season, Triple-A ..... 140-137 (.505)

### COACHING STAFF

Pitching Coach..... Craig Bjornson  
Hitting Coach..... Carlos Mendez  
Coaches ..... Wigberto Nvarez, Stevie Wilkerson

### AFFILIATE OF THE ATLANTA BRAVES SINCE 1966\*

### TOP 10 PROSPECTS (BASEBALL AMERICA)

1. AJ Smith-Shawver .....RHP
2. Owen Murphy .....RHP
3. Jared Shuster .....LHP
4. JR Ritchie.....RHP
5. Darius Vines.....RHP
6. Dylan Dodd.....LHP
7. Blake Burkhalter.....RHP
8. Cole Phillips.....RHP
9. Spencer Schwellenbach .....RHP
10. Braden Shewmake .....SS

### IN BASEBALL AMERICA'S TOP 100

N/A

### INTERNATIONAL LEAGUE WEST DIVISION

14th season in International League  
0 League Championships  
2022 Results: 69-79, 8th IL West

### INDIANAPOLIS RECORDS VS. GWINNETT

#### 2022 HEAD-TO-HEAD RESULTS (INDIANS LOST SERIES, 4-2)

Date	Site	W/L	Score	Date	Site	W/L	Score
6/14	GWN	L	8-2	6/17	GWN	W	5-4
6/15	GWN	L	5-4	6/18	GWN	L	5-3
6/16	GWN	L	10-5	6/19	GWN	W	5-3

#### YEAR-BY-YEAR SERIES RESULTS (SINCE 2009)

Year	Home	Road	Totals	Year	Home	Road	Totals	Year	Home	Road	Totals
<i>*Moved from Richmond to Gwinnett in 2009</i>											
2009	1-3	1-3	2-6	2013	4-0	1-3	5-3	2018	2-5	1-3	3-8
2010	2-2	2-2	4-4	2014	3-1	2-2	5-3	2019	1-2	0-6	1-8
2011	2-2	2-2	4-4	2015	3-1	1-3	4-4	2022	--	2-4	2-4
2012	2-2	4-0	6-2	2016	2-1	3-4	5-5				
				2017	2-1	4-3	6-4				

### SERIES FACTS

All-Time Record ..... 47-55 (.461)  
At Indianapolis..... 24-20 (.545)  
At Gwinnett ..... 23-35 (.397)  
Margin of Victory ..... 10 runs (7/20/17 @ GWN, 11-1)  
Margin of Defeat ..... 9 runs (2x, MR: 7/26/16 @ GWN, 11-2)  
Indians Sweeps (4+ Games) ..... 2 (MR: 4/27-30, 2013 @ IND)  
Stripers Sweeps (4+ Games)..... 0

### 2023 SCHEDULE

Date	Site
8/1-6	GWN

ORGANIZATION

2023 INDIANS

IL & OPPONENTS

2022 REVIEW

PIRATES

HISTORY

GENERAL

Principal Park (1992)  
11,500 capacity  
LF-335, CF-400, RF-335



One Line Drive  
Des Moines, IA 50309  
Phone: (515) 243-6111  
IowaCubs.com  
@IowaCubs

President / General Manager.....Sam Bernabe  
VP / Assistant General Manager.....Randy Wehofer  
Media Relations Manager.....Colin Connolly, (515) 280-2632  
Contact Email .....colinc@iowacubs.com

Broadcaster.....Alex Cohen  
Home Radio Station.....940 AM



Marty Pevey

**FIELD MANAGER**

Marty Pevey ..... since 2013  
10th season, IOW .....598-672 (.471)  
12th season, Triple-A .....735-803 (.478)

**COACHING STAFF**

Pitching Coach.....Ron Villone  
Hitting Coach.....John Mallee  
Bench Coach.....Eric Patterson

**AFFILIATE OF THE CHICAGO CUBS  
SINCE 1981**

**TOP 10 PROSPECTS (BASEBALL AMERICA)**

1. Pete Crow-Armstrong ..... OF
2. Brennen Davis..... OF
3. Kevin Alcantara..... OF
4. Matt Mervis..... 1B
5. Cade Horton ..... RHP
6. Ben Brown..... RHP
7. Cristian Hernández ..... SS
8. Hayden Wesneski ..... RHP
9. Miguel Amaya ..... C
10. Caleb Kilian ..... RHP

**IN BASEBALL AMERICA'S TOP 100**

- Pete Crow-Armstrong .....No. 24  
Brennen Davis.....No. 84  
Kevin Alcantara.....No. 91

**INTERNATIONAL LEAGUE WEST DIVISION**

3rd season in International League  
1 League Championship: 1993  
2022 Results: 68-81, 9th IL West

**INDIANAPOLIS RECORDS VS. IOWA**

**2022 HEAD-TO-HEAD RESULTS (INDIANS WON SERIES, 11-7)**

Date	Site	W/L	Score	Date	Site	W/L	Score	Date	Site	W/L	Score
4/26	IOW	W	4-0	7/4	IND	W	5-4 (10)	8/16	IND	L	2-1
4/27	IOW	L	3-2	7/6	IND	L	4-1	8/17	IND	W	10-5
4/28	IOW	L	7-3	7/7	IND	L	6-3	8/18	IND	L	3-0
4/29	IOW	W	8-1	7/8	IND	W	7-2	8/19	IND	W	3-2
4/30	IOW	W	4-3	7/9	IND	L	10-1	8/20	IND	W	6-2
5/1	IOW	W	3-1	7/10	IND	W	2-0	8/21	IND	W	8-2

**YEAR-BY-YEAR SERIES RESULTS (SINCE 1988)**

Year	Home	Road	Totals	Year	Home	Road	Totals	Year	Home	Road	Totals
1988	4-2	3-3	7-5	1992	5-3	6-4	11-7	1996	6-3	7-2	13-5
1989	4-2	3-3	7-5	1993	4-5	4-5	8-10	1997	7-2	5-4	12-6
1990	4-2	3-3	7-5	1994	5-4	3-6	8-10	2021	5-7	6-6	11-13
1991	4-2	3-3	7-5	1995	7-2	4-5	11-7	2022	7-5	4-2	11-7

**SERIES FACTS**

Record Since 1988 ..... 113-85 (.571)  
At Indianapolis..... 62-39 (.614)  
At Iowa ..... 51-46 (.526)  
Margin of Victory ..... 16 runs (6/23/97 @ IND, 18-2)  
Margin of Defeat ..... 14 runs (4/7/90 @ IOW, 16-2)  
Indians Sweeps (4+ Games) ..... 0  
I-Cubs Sweeps (4+ Games) ..... 1 (5/23 [1]-25, 1994 @ IOW)

**2023 SCHEDULE**

Date	Site
5/16-21	IND
6/13-18	IOW
7/18-23	IOW
8/22-27	IND

# JACKSONVILLE JUMBO SHRIMP


**121 Financial Ballpark (2003)**  
11,000 capacity  
LF-321, CF-420, RF-317



301 A. Philip Randolph Blvd.  
Jacksonville, FL 32202  
Phone: (904) 352-2846  
JaxShrimp.com  
@JaxShrimp

Executive Vice President / General Manager..... Harold Crow  
Director of Broadcasting & Media Relations ...Scott Kornberg, (904) 224-8534  
Contact Email ..... scott@jaxshrimp.com

Broadcaster.....Scott Kornberg  
Home Radio Station.....ESPN 690 AM



**Daren Brown**

## FIELD MANAGER

Daren Brown ..... since 2022  
2nd season, JAX .....80-69 (.537)  
10th season, Triple-A .....633-634 (.499)

## COACHING STAFF

Pitching Coach.....Jeremy Powell  
Hitting Coach.....Greg Colbrunn  
Defensive Coach .....Jose Ceballos

## AFFILIATE OF THE MIAMI MARLINS SINCE 2009\*

### TOP 10 PROSPECTS (BASEBALL AMERICA)

1. Eury Pérez .....RHP
2. Max Meyer.....RHP
3. Jacob Berry.....3B
4. Yiddi Cappe ..... SS
5. Sixto Sánchez.....RHP
6. Jake Eder.....LHP
7. Dax Fulton.....LHP
8. Peyton Burdick.....OF
9. Jordan Groshans .....SS/3B
10. Xavier Edwards .....2B/SS

### IN BASEBALL AMERICA'S TOP 100

- Eury Perez .....No. 7  
Max Meyer .....No. 90

## INTERNATIONAL LEAGUE EAST DIVISION

10th season in International League  
7 League Championships: 1968, 1996, 2001, 2005, 2009-10, 2014  
**2022 Results: 80-69, 3rd IL East**

## JACKSONVILLE HISTORY

### vs. Indianapolis

The Jacksonville Suns and Indianapolis Indians played each other during the 1963 season, the single season prior to 1998 that the Indians were in the International League. The results from that season are below.

### In the International League

Jacksonville spent seven seasons in the International League from 1962-68, going through affiliations with the Indians, Cardinals and Mets. Future Hall of Famers Phil Niekro, Tom Seaver and Nolan Ryan all appeared with the Suns during this era, and the team took home one league title (1968).

### In Double-A

A new Jacksonville team emerged in 1970 after there was no professional baseball in the city in 1969. The team rebranded to the Jacksonville Expos from 1985-90 and featured future Hall of Famers Randy Johnson and Larry Walker.

## INDIANAPOLIS RECORDS VS. JACKSONVILLE

### YEAR-BY-YEAR SERIES RESULTS (SINCE 1963)

Year	Home	Road	Totals
1963	9-0	4-5	13-5

*\*Moved from Double-A to Triple-A in 2021*

### SERIES FACTS

Record Since 1963 .....	13-5 (.722)
At Indianapolis.....	9-0 (1.000)
At Jacksonville.....	4-5 (.444)
Margin of Victory .....	12 runs (6/30/63 [1] @ IND, 14-2)
Margin of Defeat .....	6 runs (8/26/63 [2] @ JAX, 11-5)
Indians Sweeps (4+ Games) .....	1 (6/27-30 [2], 1963 @ IND)
Jumbo Shrimp Sweeps (4+ Games).....	0

### 2023 SCHEDULE

Date	Site
N/A	

**Coca-Cola Park (2008)**  
10,178 capacity  
LF-325, CF-400, RF-325



1050 IronPigs Way  
Allentown, PA 18109  
Phone: (610) 841-7447  
IronPigsBaseball.com  
@IronPigs

President & General Manager..... Kurt Landes  
Manager, Media Relations & Communications..... Samuel Jellinek  
Contact Email ..... sjellinek@ironpigsbaseball.com

Broadcaster..... Pat McCarthy  
Home Radio Station..... Fox Sports 1230 AM, 1320 AM & 94.7 FM



**Anthony Contreras**

### FIELD MANAGER

Anthony Contreras..... since 2022  
2nd season, LHV ..... 76-72 (.514)  
2nd season, Triple-A ..... 76-72 (.514)

### COACHING STAFF

Pitching Coach..... César Ramos  
Hitting Coach ..... Joe Thurston  
Bench Coach ..... Pat Listach  
Assistant Pitching Coach..... Ryan Buchter

### INTERNATIONAL LEAGUE EAST DIVISION

17th season in International League  
0 League Championships  
**2022 Results: 76-72, T-4th IL East**

### AFFILIATE OF THE PHILADELPHIA PHILLIES SINCE 2008

#### TOP 10 PROSPECTS (BASEBALL AMERICA)

1. Andrew Painter.....RHP
2. Mick Abel .....RHP
3. Griff McGarry.....RHP
4. Justin Crawford.....OF
5. Johan Rojas.....OF
6. Hao Yu Lee.....2B/SS
7. Gabriel Rincones.....OF
8. Simon Muzziotti.....OF
9. Ethan Wilson.....OF
10. Alex McFarlane.....RHP

#### IN BASEBALL AMERICA'S TOP 100

- Andrew Painter.....No. 5  
Mick Abel .....No. 39

### INDIANAPOLIS RECORDS VS. LEHIGH VALLEY

#### 2019 HEAD-TO-HEAD RESULTS (INDIANS SPLIT SERIES, 3-3)

Date	Site	W/L	Score	Date	Site	W/L	Score
5/10	LHV	W	6-5	8/16 (1)	IND	L	8-4 (8)
5/11	LHV	W	6-1	*8/16 (2)	IND	L	7-2 (7)
				8/17	IND	L	3-2
				8/18	IND	W	8-7 (10)

\*Indians Played as Away Team

#### YEAR-BY-YEAR SERIES RESULTS (SINCE 2008)

Year	Home	Road	Totals	Year	Home	Road	Totals	Year	Home	Road	Totals
* Team est. in 2008											
2008	2-2	1-3	3-5	2013	3-1	1-3	4-4	2019	1-2	2-1	3-3
2009	1-3	1-3	2-6	2014	3-1	3-1	6-2				
2010	0-4	2-2	2-6	2015	3-0	3-1	6-1				
2011	2-2	3-1	5-3	2016	0-3	2-1	2-4				
2012	3-1	0-4	3-5	2017	2-1	1-2	3-3				
				2018	3-0	2-2	5-2				

#### SERIES FACTS

All-Time Record.....	44-44 (.500)
At Indianapolis.....	23-20 (.535)
At Lehigh Valley.....	21-24 (.467)
Margin of Victory.....	9 runs (8/19/18 @ LHV, 15-6)
Margin of Defeat.....	8 runs (6/4/15 @ LHV, 8-0)
Indians Sweeps (4+ Games).....	0
IronPigs Sweeps (4+ Games).....	2 (MR: 5/15-18, 2012 @ LHV)

#### 2023 SCHEDULE

Date	Site
N/A	

# LOUISVILLE BATS

## Louisville Slugger Field (2000)

13,131 capacity  
LF-325, CF-405, RF-340



401 East Main Street  
Louisville, KY 40202  
Phone: (502) 212-2287  
BatsBaseball.com  
@LouisvilleBats

President..... Greg Galiette  
Public Relations Manager..... Conor Mullaney, (502) 614-4849  
Contact Email..... cmullaney@batsbaseball.com

Broadcaster..... Nick Curran  
Home Radio Station..... 1450 WXWV, 96.1 WXWV



Pat Kelly

### FIELD MANAGER

Pat Kelly..... since 2020  
4th season, LOU..... 119-169 (.413)\*  
14th season, Triple-A..... 716-841 (.460)

### COACHING STAFF

Pitching Coach..... Virgil Vazquez  
Hitting Coach..... Alex Peláez  
Coaches..... Vince Harrison, Mike Jacobs

\*Spent 10 games with Louisville in 2018 before being promoted to Cincinnati

## INTERNATIONAL LEAGUE WEST DIVISION

30th season in International League  
I League Championship: 2001  
2022 Results: 60-90, 10th IL West

## AFFILIATE OF THE CINCINNATI REDS SINCE 2000

### TOP 10 PROSPECTS (BASEBALL AMERICA)

1. Elly De La Cruz..... SS
2. Noelvi Marte..... SS
3. Edwin Arroyo..... SS
4. Cam Collier..... 3B
5. Christian Encarnacion-Strand..... 1B/3B
6. Chase Petty..... RHP
7. Spencer Steer..... 3B
8. Sal Stewart..... 3B
9. Connor Phillips..... RHP
10. Brandon Williamson..... LHP

### IN BASEBALL AMERICA'S TOP 100

- Elly De La Cruz..... No. 8  
Noelvi Marte..... No. 63  
Edwin Arroyo..... No. 65  
Cam Collier..... No. 70

## INDIANAPOLIS RECORDS VS. LOUISVILLE

### 2022 HEAD-TO-HEAD RESULTS (INDIANS WON SERIES, 11-7)

Date	Site	W/L	Score	Date	Site	W/L	Score	Date	Site	W/L	Score
5/3	IND	L	6-3	8/2	IND	W	5-4 (10)	8/30	LOU	L	7-6 (10)
5/4	IND	L	1-0	8/3 (1)	IND	W	4-3 (7)	8/31	LOU	W	6-2
5/5-7	IND	L	7-5 (10)	8/3 (2)	IND	L	9-6 (7)	9/1	LOU	W	3-2
5/7	IND	W	8-2	8/4	IND	W	5-3	9/2	LOU	W	8-7
5/8	IND	L	5-1	8/5	IND	W	6-1	9/3	LOU	W	4-1 (7)
				8/6	IND	L	8-3	9/4	LOU	W	9-4
				8/7	IND	W	11-8				

### YEAR-BY-YEAR SERIES RESULTS (SINCE 1998)

Year	Home	Road	Totals	Year	Home	Road	Totals	Year	Home	Road	Totals
1998	5-3	6-2	11-5	2006	3-5	5-3	8-8	2014	4-7	6-5	10-12
1999	4-4	5-3	9-7	2007	4-4	2-6	6-10	2015	6-8	5-6	11-14
2000	6-2	7-1	13-3	2008	5-6	5-6	10-12	2016	8-6	4-8	12-14
2001	2-6	4-4	6-10	2009	4-7	3-8	7-15	2017	8-4	7-4	15-8
2002	4-4	3-5	7-9	2010	4-7	6-5	10-12	2018	6-4	4-6	10-10
2003	3-5	4-4	7-9	2011	4-7	6-5	10-12	2019	7-4	7-5	14-9
2004	5-3	4-4	9-7	2012	10-1	8-3	18-4	2021	3-3	5-7	8-10
2005	3-5	5-3	8-8	2013	5-6	4-7	9-13	2022	6-6	5-1	11-7

### SERIES FACTS

Record Since 1998..... 239-228 (.512)  
At Indianapolis..... 119-117 (.504)  
At Louisville..... 120-111 (.519)  
Margin of Victory..... 14 runs (5/31/05 @ IND, 15-1)  
Margin of Defeat..... 15 runs (8/9/07 @ LOU, 16-1)  
Indians Sweeps (4+ Games)..... 1 (6/30-7/3, 2012 @ LOU)  
Bats Sweeps (4+ Games)..... 0

### 2023 SCHEDULE

Date	Site
4/4-9	LOU
6/28-7/3	LOU
7/25-30	IND

ORGANIZATION

2023 INDIANS

IL & OPPONENTS

2022 REVIEW

PIRATES

HISTORY

GENERAL

**AutoZone Park (2000)**  
10,000 capacity  
LF-319, CF-400, RF-322



198 Union Avenue  
Memphis, Tennessee 38103  
Phone: (901) 721-6000  
MemphisRedbirds.com  
@memphisredbirds

President and General Manager..... Craig Unger  
Broadcasting and Communications Coordinator..... Alex Coil  
Contact Email .....acoil@memphisredbirds.com

Broadcaster..... Alex Coil  
Home Radio Station..... TBA



**Ben Johnson**

### FIELD MANAGER

Ben Johnson ..... since 2019  
4th season, MEM.....203-215 (.486)  
4th season, Triple-A.....203-215 (.486)

### COACHING STAFF

Pitching Coach.....Darwin Marrero  
Hitting Coach.....Howie Clark  
Coach.....Will Peterson

## AFFILIATE OF THE ST. LOUIS CARDINALS SINCE 1998

### TOP 10 PROSPECTS (BASEBALL AMERICA)

1. Jordan Walker..... OF
2. Tink Hence.....RHP
3. Masyn Winn..... SS
4. Matthew Liberatore..... LHP
5. Cooper Hjerpe..... LHP
6. Alec Burleson..... OF
7. Gordon Graceffo.....RHP
8. Iván Herrera..... C
9. Michael McGreevy..... RHP
10. Jonathan Mejia..... SS

### IN BASEBALL AMERICA'S TOP 100

- Jordan Walker.....No. 4  
Tink Hence.....No. 47  
Masyn Winn.....No. 48  
Matthew Liberatore.....No. 79

## INTERNATIONAL LEAGUE WEST DIVISION

3rd season in International League  
4 League Championships: 2000, 2009, 2017-18  
**2022 Results: 73-77, 6th IL West**

## INDIANAPOLIS RECORDS VS. MEMPHIS

### 2022 HEAD-TO-HEAD RESULTS (INDIANS SPLIT SERIES, 6-6)

Date	Site	W/L	Score	Date	Site	W/L	Score
6/21	IND	W	7-4	8/9	MEM	L	5-1
6/22	IND	W	2-0	8/11 (1)	MEM	W	8-7 (7)
6/23	IND	L	4-3	8/11 (2)	MEM	L	7-0 (7)
6/24	IND	L	11-8	8/12	MEM	W	3-0
6/25	IND	L	6-5	8/13	MEM	W	6-1
6/26	IND	W	6-2	8/14	MEM	L	11-2

### YEAR-BY-YEAR SERIES RESULTS (SINCE 2021)

Year	Home	Road	Totals	Year	Home	Road	Totals
2021	5-1	0-0	5-1	2022	3-3	3-3	6-6

### SERIES FACTS

Record Since 2021 ..... 11-7 (.611)  
At Indianapolis..... 8-4 (.750)  
At Memphis..... 3-3 (.500)  
Margin of Victory ..... 6 runs (6/19/21 @ IND, 11-5)  
Margin of Defeat ..... 9 runs (2x, MR: 8/14/22 @ MEM, 11-2)  
Indians Sweeps (4+ Games) ..... 0  
Bats Sweeps (4+ Games)..... 0

### 2023 SCHEDULE

Date	Site
4/18-23	MEM
7/4-9	IND

# NASHVILLE SOUNDS


**First Horizon Park (2015)**  
10,000 capacity  
LF-330, CF-403, RF-310



19 Junior Gillan Way  
Nashville, TN 37219  
Phone: (615) 690-4487  
NashvilleSounds.com  
@NashvilleSounds

General Manager / Chief Operating Officer ..... Adam English  
Communications Manager ..... Collin Perry  
Contact Email ..... CollinP@nashvillesounds.com

Broadcaster ..... Jeff Hem  
Home Radio Station ..... 94.9 The Fan



**Rick Sweet**

\*Managed Nashville in 2014

### FIELD MANAGER

Rick Sweet ..... since 2021  
4th season, NAS\* ..... 238-183 (.565)  
23rd season, Triple-A ..... 1,617-1,415 (.533)

### COACHING STAFF

Pitching Coach ..... Jeremy Accardo  
Hitting Coach ..... Al LeBoeuf  
Coaches ..... Liu Rodriguez, Ned Yost IV  
Bullpen Coach ..... Patrick McGuff

## AFFILIATE OF THE MILWAUKEE BREWERS SINCE 2021

### TOP 10 PROSPECTS (BASEBALL AMERICA)

1. Jackson Chourio ..... OF
2. Sal Frelick ..... OF
3. Joey Wiemer ..... OF
4. Brice Turang ..... SS
5. Garrett Mitchell ..... OF
6. Jeferson Quero ..... C
7. Jacob Misiorowski ..... RHP
8. Tyler Black ..... 2B/OF
9. Eric Brown ..... SS
10. Robert Gasser ..... LHP

### IN BASEBALL AMERICA'S TOP 100

- Jackson Chourio ..... No. 3  
Sal Frelick ..... No. 33

## INTERNATIONAL LEAGUE WEST DIVISION

3rd season in International League  
3 League Championships: 1979, 1982, 2005  
**2022 Results: 91-58, 1st IL West**

## INDIANAPOLIS RECORDS VS. NASHVILLE

### 2022 HEAD-TO-HEAD RESULTS (INDIANS LOST SERIES, 4-2)

Date	Site	W/L	Score	Date	Site	W/L	Score
6/28	NAS	W	6-3	7/1	NAS	L	13-4
6/29	NAS	L	8-5	7/2	NAS	L	10-8
6/30	NAS	W	4-3	7/3	NAS	L	7-4

### YEAR-BY-YEAR SERIES RESULTS (SINCE 1985)

Year	Home	Road	Totals	Year	Home	Road	Totals	Year	Home	Road	Totals
1985	8-5	4-9	12-14	1990	2-7	4-5	6-12	1995	5-7	9-3	14-10
1986	9-4	5-8	14-12	1991	6-3	6-3	12-6	1996	8-4	6-6	14-10
1987	4-6	7-3	11-9	1992	7-4	7-6	14-10	1997	7-5	6-6	13-11
1988	6-3	1-8	7-11	1993	5-6	1-11	6-17	2021	2-2	3-3	5-5
1989	4-5	6-3	10-8	1994	8-4	7-5	15-9	2022	--	2-4	2-4

### SERIES FACTS

Record Since 1985 ..... 155-148 (.512)  
At Indianapolis ..... 81-65 (.555)  
At Nashville ..... 74-83 (.471)  
Margin of Victory ..... 13 runs (8/2/95 @ IND, 17-4)  
Margin of Defeat ..... 13 runs (6/11/21 @ NAS, 14-1)  
Indians Sweeps (4+ Games) ..... 3 (MR: 7/3-6 [2], 1995 at NAS)  
Sounds Sweeps (4+ Games) ..... 2 (MR: 6/10-13 [2], 1993 @ NAS)

### 2023 SCHEDULE

Date	Site
8/8-13	IND

ORGANIZATION

2023 INDIANS

IL & OPPONENTS

2022 REVIEW

PIRATES

HISTORY

GENERAL



**Harbor Park (1993)**  
11,856 capacity  
LF-333, CF-400, RF-318



150 Park Avenue  
Norfolk, VA 23510  
Phone: (757) 622-2222  
NorfolkTides.com  
@NorfolkTides

President..... Ken Young  
General Manager..... Joe Gregory  
Director of Communications..... John Stanley, (518) 514-8674  
Contact Email..... jstanley@norfolktides.com

Broadcaster..... Pete Michaud  
Home Radio Station..... ESPN 94.1 FM-WVSP



**Buck Britton**

### FIELD MANAGER

Buck Britton..... since 2022  
2nd season, NOR..... 74-76 (.493)  
2nd season, Triple-A..... 74-76 (.493)

### COACHING STAFF

Pitching Coach..... Justin Ramsey  
Hitting Coach..... Brink Ambler  
Fundamentals Coach..... Ramón Sambo  
Development Coach..... Joshua Rodrigues

## INTERNATIONAL LEAGUE EAST DIVISION

54th season in International League  
5 League Championships: 1972, 1975, 1982-83, 1985  
**2022 Results: 74-76, 7th IL East**

## INDIANAPOLIS RECORDS VS. NORFOLK

### 2019 HEAD-TO-HEAD RESULTS (INDIANS SPLIT SERIES, 3-3)

Date	Site	W/L	Score	Date	Site	W/L	Score
5/17	IND	W	6-5	8/6	NOR	L	8-1
5/18	IND	W	7-1	8/8 (1)	NOR	L	3-2 (7)
5/19	IND	L	8-4	8/8 (2)	NOR	W	3-2 (7)

### YEAR-BY-YEAR SERIES RESULTS (SINCE 1988)

Year	Home	Road	Totals	Year	Home	Road	Totals	Year	Home	Road	Totals
1988	2-0	2-1	4-1	2003	3-3	3-3	6-6	2012	3-1	2-2	5-3
1989	2-1	0-2	2-3	2004	4-3	3-2	7-5	2013	3-1	4-0	7-1
1990	2-0	1-2	3-2	2005	3-3	2-4	5-7	2014	2-2	2-2	4-4
1991	2-1	0-1	2-2	2006	4-2	2-2	6-4	2015	3-3	3-0	6-3
1998	2-4	3-3	5-7	2007	2-4	5-0	7-4	2016	3-3	0-2	3-5
1999	2-5	1-4	3-9	2008	4-0	3-1	7-1	2017	3-1	3-0	6-1
2000	3-3	5-1	8-4	2009	3-1	2-2	5-3	2018	3-0	2-1	5-1
2001	4-2	2-4	6-6	2010	2-2	1-3	3-5	2019	2-1	1-2	3-3
2002	0-6	2-4	2-10	2011	2-2	2-2	4-4				

### SERIES FACTS

Record Since 1988..... 124-104 (.544)  
At Indianapolis..... 68-54 (.557)  
At Norfolk..... 56-50 (.528)  
Margin of Victory..... 12 runs (7/6/91 @ IND, 12-0)  
Margin of Defeat..... 10 runs (2x, MR: 4/15/05 @ NOR, 11-1)  
Indians Sweeps (4+ Games)..... 4 (MR: 6/17-20, 2013 @ NOR)  
Tides Sweeps (4+ Games)..... 1 (6/18-21, 2002 @ IND)

### 2023 SCHEDULE

Date	Site
	N/A

## AFFILIATE OF THE BALTIMORE ORIOLES SINCE 2007

### TOP 10 PROSPECTS (BASEBALL AMERICA)

- Gunnar Henderson.....SS/3B
- Grayson Rodriguez.....RHP
- Jackson Holiday.....SS
- Colton Cowser.....OF
- DL Hall.....LHP
- Jordan Westburg.....SS/3B
- Connor Norby.....2B
- Joey Ortiz.....SS/2B
- Kyle Stowers.....OF
- Coby Mayo.....3B

### IN BASEBALL AMERICA'S TOP 100

- |                        |        |
|------------------------|--------|
| Gunnar Henderson.....  | No. 1  |
| Grayson Rodriguez..... | No. 6  |
| Jackson Holiday.....   | No. 15 |
| Colton Cowser.....     | No. 41 |
| DL Hall.....           | No. 75 |
| Jordan Westburg.....   | No. 76 |
| Connor Norby.....      | No. 93 |
| Joey Ortiz.....        | No. 95 |

# OMAHA STORM CHASERS

Werner Park (2011)  
9,023 capacity  
LF-310, CF-402, RF-315



12356 Ballpark Way  
Papillion, NE 68046  
Phone: (402) 738-5100  
OmahaStormChasers.com  
@OMASstormChasers

President..... Martie Cordaro  
Vice President & General Manager..... Laurie Schlender  
Broadcast & Media Relations Manager..... Nicholas Badders  
Contact Email..... nicholasb@omahastormchasers.com

Broadcaster..... Nicholas Badders  
Home Radio Station..... 1180 The Zone



Mike Jirschele

\*Managed Omaha from 1995-97 and 2003-13

## FIELD MANAGER

Mike Jirschele..... since 2023  
15th season, OMA\*.....995-1,018 (.494)  
15th season, Triple-A.....995-1,018 (.494)

## COACHING STAFF

Pitching Coach..... Dane Johnson  
Hitting Coach..... Bijan Rademacher  
Assistant Coach..... Chris Nelson

## AFFILIATE OF THE KANSAS CITY ROYALS SINCE 1969

### TOP 10 PROSPECTS (BASEBALL AMERICA)

1. Gavin Cross.....OF
2. Cayden Wallace.....3B
3. Drew Waters.....OF
4. Ben Kudrna.....RHP
5. Frank Mozzicato.....LHP
6. Maikel Garcia.....SS
7. Tyler Gentry.....OF
8. Nick Loftin.....OF/3B
9. Angel Zerpa.....LHP
10. Carter Jensen.....C

### IN BASEBALL AMERICA'S TOP 100

Gavin Cross.....No. 97

## INTERNATIONAL LEAGUE WEST DIVISION

3rd season in International League  
7 League Championships: 1969-70, 1978, 1990, 2011, 2013-14  
2022 Results: 71-78, 7th IL West

## INDIANAPOLIS RECORDS VS. OMAHA

### 2022 HEAD-TO-HEAD RESULTS (INDIANS SPLIT SERIES, 9-9)

Date	Site	W/L	Score	Date	Site	W/L	Score	Date	Site	W/L	Score
4/5	IND	L	4-1	5/31	OMA	L	2-1	9/6	OMA	L	8-7
4/7 (1)	IND	W	5-3 (7)	6/1	OMA	W	13-3	9/7 (1)	OMA	L	5-4 (9)
4/7 (2)	IND	L	6-2 (7)	6/2	OMA	L	4-1	9/7 (2)	OMA	W	4-3 (7)
4/8	IND	W	3-2	6/3	OMA	W	5-2	9/8	OMA	L	5-4
4/9	IND	W	7-1	6/4	OMA	L	7-6	9/9	OMA	W	7-5
4/10	IND	W	7-2					9/10	OMA	L	9-6
								9/11	OMA	W	19-9

### YEAR-BY-YEAR SERIES RESULTS (SINCE 1988)

Year	Home	Road	Totals	Year	Home	Road	Totals	Year	Home	Road	Totals
1988	5-1	0-6	5-7	1992	8-1	4-5	12-6	1996	4-5	2-7	6-12
1989	6-0	4-2	10-2	1993	4-5	4-5	8-10	1997	7-2	8-1	15-3
1990	4-2	2-4	6-6	1994	8-1	5-4	13-5	2021	3-3	2-9	5-12
1991	2-4	1-5	3-9	1995	7-2	2-7	9-9	2022	4-2	5-7	9-9

## SERIES FACTS

All-Time Record (per Omaha records).....294-286 (.507)  
Record Since 1988 (per Indianapolis records)..... 101-90 (.529)  
At Indianapolis.....62-28 (.689)  
At Omaha.....39-62 (.386)  
Margin of Victory.....15 runs (8/15/88 @ IND, 15-0)  
Margin of Defeat.....12 runs (5/21/95 @ OMA, 14-2)  
Indians Sweeps (4+ Games)..... 1 (8/1-4, 1997 @ OMA)  
Storm Chasers Sweeps (4+ Games).....2 (MR: 5/25-30, 2021 @ OMA, 6 games)

## 2023 SCHEDULE

Date	Site
3/31-4/2	IND
6/6-11	IND
7/14-16	OMA
9/12-17	OMA

ORGANIZATION

2023 INDIANS

IL & OPPONENTS

2022 REVIEW

PIRATES

HISTORY

GENERAL

# ROCHESTER RED WINGS

**Innovative Field (1997)**  
10,840 capacity  
LF-335, CF-402, RF-325



One Morrie Silver Way  
Rochester, NY 14608  
Phone: (585) 454-1001  
RedWingsBaseball.com  
@RocRedWings

President, CEO & COO ..... Naomi Silver  
General Manager ..... Dan Mason  
Director of Communications ..... Morrie Silver, (585) 729-8681  
Contact Email ..... msilver@redwingsbaseball.com

Broadcaster ..... Josh Whetzel  
Home Radio Station ..... Fox Sports 1280-WHTK



**Matthew LeCroy**

### FIELD MANAGER

Matthew LeCroy ..... since 2021  
3rd season, ROC ..... 116-158 (.423)  
3rd season, Triple-A ..... 116-158 (.423)

### COACHING STAFF

Pitching Coach ..... Rafael Chaves  
Hitting Coach ..... Brian Daubach  
Development Coach ..... Billy McMillon

### AFFILIATE OF THE WASHINGTON NATIONALS SINCE 2021

#### TOP 10 PROSPECTS (BASEBALL AMERICA)

1. James Wood ..... OF
2. Robert Hassell ..... OF
3. Elijah Green ..... OF
4. Cade Cavalli ..... RHP
5. Brady House ..... SS
6. Cristhian Vaquero ..... OF
7. Jarlin Susana ..... RHP
8. Jeremy De La Rosa ..... OF
9. Jackson Rutledge ..... RHP
10. TJ White ..... OF

#### IN BASEBALL AMERICA'S TOP 100

- James Wood ..... No. 11  
Robert Hassell ..... No. 57  
Elijah Green ..... No. 58  
Cade Cavalli ..... No. 61

### INTERNATIONAL LEAGUE EAST DIVISION

135th season in International League  
10 League Championships: 1939, 1952, 1955-56, 1964, 1971, 1974, 1988, 1990, 1997

**2022 Results: 67-81, 8th IL East**

### INDIANAPOLIS RECORDS VS. ROCHESTER

#### 2022 HEAD-TO-HEAD RESULTS (INDIANS WON SERIES, 4-2)

Date	Site	W/L	Score	Date	Site	W/L	Score
8/23	IND	W	3-2	8/26	IND	W	9-1
8/24	IND	L	3-1	8/27	IND	W	5-3
8/25	IND	W	14-4	8/28	IND	L	5-2

#### YEAR-BY-YEAR SERIES RESULTS (SINCE 1988)

Year	Home	Road	Totals	Year	Home	Road	Totals	Year	Home	Road	Totals
1988	1-2	1-1	2-3	2003	1-3	1-3	2-6	2012	3-1	1-3	4-4
1989	1-1	2-1	3-2	2004	2-2	1-3	3-5	2013	2-2	4-0	6-2
1990	0-3	0-2	0-5	2005	1-3	3-1	4-4	2014	2-2	1-3	3-5
1991	1-1	1-2	2-3	2006	3-1	1-3	4-4	2015	2-1	3-0	5-1
1998	3-1	1-3	4-4	2007	3-1	1-3	4-4	2016	2-2	2-1	4-3
1999	4-0	3-1	7-1	2008	2-2	1-3	3-5	2017	2-2	2-2	4-4
2000	0-4	2-2	2-6	2009	2-2	2-2	4-4	2018	2-1	3-0	5-1
2001	1-3	2-2	3-5	2010	3-1	2-2	5-3	2019	2-1	1-2	3-3
2002	2-2	0-4	2-6	2011	3-1	2-2	5-3	2022	4-2	--	4-2

#### SERIES FACTS

Record Since 1988 ..... 97-98 (.497)  
At Indianapolis ..... 54-47 (.535)  
At Rochester ..... 43-51 (.457)  
Margin of Victory ..... 16 runs (6/11/12 @ IND, 16-0)  
Margin of Defeat ..... 13 runs (7/20/98 @ ROC, 20-7)  
Indians Sweeps (4+ Games) ..... 2 (MR: 8/22-25, 2013 @ ROC)  
Red Wings Sweeps (4+ Games) ..... 2 (MR: 4/25-28, 2002 @ ROC)

#### 2023 SCHEDULE

**Date** ..... **Site**  
9/19-24 ..... IND

# SCRANTON / WILKES-BARRE RAILRIDERS


**PNC Field (1989 open, 2013 rebuilt)**  
10,000 capacity  
LF-326, CF-408, RF-330



235 Montage Mountain Rd.  
Moosic, PA 18507  
Phone: (570) 969-2255  
SWBRailRiders.com  
@swbrailriders

General Manager.....Katie Beekman  
Assistant General Manager.....Matt Hamilton  
Director of Communications / Broadcaster.....Adam Marco, (570) 558-4637  
Contact Email.....amarco@swbrailriders.com

Broadcasters.....Adam Marco  
Home Radio Station.....1400 FM, 1440 AM; 93.5, 106.7 & 107.9 FM



**Shelley Duncan**

## FIELD MANAGER

Shelley Duncan ..... since 2023  
1st season, SWB ..... N/A  
1st season, Triple-A ..... N/A

## COACHING STAFF

Pitching Coach.....Graham Johnson  
Hitting Coach.....Trevor Amicone  
Defensive Coach .....José Javier

## AFFILIATE OF THE NEW YORK YANKEES SINCE 2007

### TOP 10 PROSPECTS (BASEBALL AMERICA)

1. Anthony Volpe..... SS
2. Oswald Peraza ..... SS
3. Jasson Domínguez..... OF
4. Everson Pereira ..... OF
5. Austin Wells ..... C
6. Spencer Jones ..... OF
7. Will Warren..... RHP
8. Drew Thorpe..... RHP
9. Randy Vásquez..... RHP
10. Estevan Florial..... OF

### IN BASEBALL AMERICA'S TOP 100

- Anthony Volpe.....No. 14  
Oswald Peraza .....No. 62  
Jasson Domínguez.....No. 67  
Everson Pereira .....No. 78  
Austin Wells .....No. 94

## INTERNATIONAL LEAGUE EAST DIVISION

34th season in International League  
2 League Championships: 2008, 2016  
**2022 Results: 83-67, 2nd IL East**

## INDIANAPOLIS RECORDS VS. SCRANTON/WILKES-BARRE

### 2019 HEAD-TO-HEAD RESULTS (INDIANS SPLIT SERIES, 3-3)

Date	Site	W/L	Score	Date	Site	W/L	Score
5/7	SWB	L	3-1	5/14	IND	W	4-2
5/8	SWB	L	5-4	5/15	IND	W	6-5
5/9	SWB	W	4-2	5/16	IND	L	7-4

### YEAR-BY-YEAR SERIES RESULTS (SINCE 1989)

Year	Home	Road	Totals	Year	Home	Road	Totals	Year	Home	Road	Totals
1989	3-0	0-3	3-3	2004	0-4	1-3	1-7	2013	3-1	3-1	6-2
1990	1-2	2-1	3-3	2005	3-1	2-2	5-3	2014	2-2	0-4	2-6
1991	2-0	2-1	4-1	2006	2-2	2-2	4-4	2015	2-2	1-2	3-4
1998	2-2	3-1	5-3	2007	0-4	2-2	2-6	2016	1-2	0-3	1-5
1999	2-2	4-0	6-2	2008	1-3	2-2	3-5	2017	1-2	1-2	2-4
2000	3-1	1-3	4-4	2009	1-3	2-1	3-4	2018	2-1	1-2	3-3
2001	2-2	1-3	3-5	2010	1-3	0-4	1-7	2019	2-1	1-2	3-3
2002	2-2	3-1	5-3	2011	2-2	2-2	4-4				
2003	1-3	2-2	3-5	2012	3-1	3-1	6-2				

### SERIES FACTS

Record Since 1989 ..... 85-98 (.464)  
At Indianapolis.....44-48 (.478)  
At Scranton/Wilkes-Barre .....41-50 (.451)  
Margin of Victory ..... 12 runs (8/2/12 @ SWB, 13-1)  
Margin of Defeat ..... 13 runs (7/28/01 @ SWB, 15-2)  
Indians Sweeps (4+ Games) ..... 1 (5/24-27, 1999 @ SWB)  
RailRiders Sweeps (4+ Games)..... 4 (MR: 5/5-8, 2014 @ SWB)

### 2023 SCHEDULE

Date	Site
	N/A

ORGANIZATION

2023 INDIANS

IL & OPPONENTS

2022 REVIEW

PIRATES

HISTORY

GENERAL

# ST. PAUL SAINTS

**CHS Field (2015)**  
7,210 capacity  
LF-330, CF-405, RF-320



360 Broadway St.  
St. Paul, MN 55101  
Phone: (651) 644-3517  
SaintsBaseball.com  
@StPaulSaints

Executive Vice President / General Manager..... Derek Sharrer  
VP / Director of Broadcasting & Media Relations... Sean Aronson, (651) 288-9882  
Contact Email ..... saronson@saintsbaseball.com

Broadcaster..... Sean Aronson  
Home Radio Station..... KFAN Plus 96.7 FM



**Toby Gardenhire**

### FIELD MANAGER

Toby Gardenhire ..... since 2021  
3rd season, STP ..... 141-138 (.505)  
3rd season, Triple-A ..... 141-138 (.505)

### COACHING STAFF

Pitching Coaches ..... Cibney Bellow, Peter Larson  
Hitting Coach ..... Nate Spears  
Defensive Coach ..... Tyler Smarslok

## INTERNATIONAL LEAGUE WEST DIVISION

3rd season in International League  
11 League Championships: 1919-20, 1922, 1924, 1931, 1948, 1993,  
1995-96, 2004, 2019

**2022 Results: 74-75, T-4th IL West**

## INDIANAPOLIS RECORDS VS. ST. PAUL

### 2022 HEAD-TO-HEAD RESULTS (INDIANS WON SERIES, 11-10)

Date	Site	W/L	Score	Date	Site	W/L	Score	Date	Site	W/L	Score
4/12	STP	W	5-1 (5)	5/24	STP	W	8-5 (11)	7/22	IND	L	9-8 (10)
4/13	STP	W	5-0	5/25 (1)	STP	W	16-10 (7)	7/23	IND	W	7-6
4/15	STP	L	6-4	5/25 (2)	STP	L	5-3 (7)	7/24	IND	W	5-3
4/16	STP	L	16-13	5/26	STP	L	8-1	9/19	IND	W	9-1
4/17	STP	L	5-1	5/27	STP	L	9-8 (10)	9/20	IND	W	7-3
				5/28	STP	W	7-4	9/21	IND	W	7-1
				5/29	STP	L	8-7	9/22	IND	W	6-4
								9/23	IND	L	4-1
								9/24	IND	L	6-3

### YEAR-BY-YEAR SERIES RESULTS (SINCE 1938)

Year	Home	Road	Totals	Year	Home	Road	Totals	Year	Home	Road	Totals
1938	5-6	4-7	9-13	1947	4-7	7-3	11-10	1956	8-3	7-5	15-8
1939	5-5	4-8	9-13	1948	11-0	6-5	17-5	1957	6-5	5-6	11-11
1940	4-7	1-6	5-13	1949	6-5	5-6	11-11	1958	5-6	4-7	9-13
1941	7-3	5-4	12-7	1950	4-5	3-8	7-13	1959	4-5	6-3	10-8
1942	6-6	9-1	15-7	1951*	8-4	3-8	11-12	1960	3-8	4-7	7-15
1943	8-3	5-6	13-9	1952*	5-5	6-6	11-11	2021	5-7	7-5	12-12
1944*	2-9	4-7	6-16	1953*	3-7	8-5	11-12	2022	6-3	5-7	11-10
1945*	9-2	1-8	10-10	1954	6-5	4-7	10-12	<i>* records incomplete</i>			
1946*	6-5	5-6	11-11	1955*	6-5	3-7	9-12				

### SERIES FACTS\*

Record Since 1938 ..... 263-274 (.490)  
At Indianapolis ..... 142-126 (.530)  
At St. Paul ..... 121-148 (.450)  
Margin of Victory ..... 17 runs (7/7/43 [1] @ IND, 18-1)  
Margin of Defeat ..... 15 runs (2x, MR: 7/27/21 @ STP, 16-1)  
Indians Sweeps (4+ Games) ..... 3 (MR: 8/16 [1]-19 [2], 1956 @ STP, 7 games)  
Saints Sweeps (4+ Games) ..... 4 (MR: 6/15-17 [2], 1956 @ STP)

### 2023 SCHEDULE

Date	Site
4/11-16	IND
5/9-14	STP
8/15-20	STP

## AFFILIATE OF THE MINNESOTA TWINS SINCE 2021

### TOP 10 PROSPECTS (BASEBALL AMERICA)

- Royce Lewis.....SS/OF
- Brooks Lee.....SS
- Emmanuel Rodriguez.....OF
- Edouard Julien .....2B
- Connor Prielipp .....LHP
- Matt Wallner .....OF
- Marco Raya .....RHP
- Jose Salas .....SS/3B
- Louie Varland.....RHP
- David Festa.....RHP

### IN BASEBALL AMERICA'S TOP 100

- Royce Lewis.....No. 43  
Brooks Lee.....No. 45  
Emmanuel Rodriguez.....No. 46

# SYRACUSE METS


**NBT Bank Stadium (1997)**  
10,815 capacity  
LF-330, CF-400, RF-330



One Tex Simone Drive  
Syracuse, NY 13208  
Phone: (315) 474-7833  
SyracuseMets.com  
@SyracuseMets

General Manager..... Jason Smorol  
Director of Broadcasting & Media Relations ... Michael Tricarico, (315) 474-7833  
Contact Email ..... mtricarico@syracusemets.com

Broadcaster..... Evan Stockton, Michael Tricarico  
Home Radio Station..... The Score 1260 AM-WSKO



**Dick Scott**

## FIELD MANAGER

Dick Scott..... since 2023  
1st season, SYR ..... N/A  
1st season, Triple-A ..... N/A

## COACHING STAFF

Pitching Coach..... Kyle Driscoll  
Hitting Coach..... Collin Hetzler  
Bench Coach..... J.P. Arencibia  
Development/Bullpen Coach..... Jordan Kraus

## INTERNATIONAL LEAGUE EAST DIVISION

108th season in International League

10 League Championships: 1888, 1904, 1916, 1935, 1942-43, 1947, 1954,  
1970, 1976

**2022 Results: 64-85, 9th IL East**

## INDIANAPOLIS RECORDS VS. SYRACUSE

### 2019 HEAD-TO-HEAD RESULTS (INDIANS LOST SERIES, 4-3)

Date	Site	W/L	Score	Date	Site	W/L	Score
7/15	IND	L	20-1	7/23	SYR	W	7-6
7/16	IND	L	5-2	7/24	SYR	W	1-0
7/17	IND	L	15-5	7/25	SYR	L	3-2
7/18	IND	W	9-1				

### YEAR-BY-YEAR SERIES RESULTS (SINCE 1988)

Year	Home	Road	Totals	Year	Home	Road	Totals	Year	Home	Road	Totals
1988	2-0	3-0	5-0	2003	2-2	4-0	6-2	2012	3-1	3-1	6-2
1989	1-2	1-2	2-4	2004	2-2	1-3	3-5	2013	0-4	1-3	1-7
1990	2-1	1-2	3-3	2005	3-1	2-2	5-3	2014	3-1	1-3	4-4
1991	2-1	1-1	3-2	2006	1-3	4-0	5-3	2015	3-0	2-1	5-1
1998	3-1	1-3	4-4	2007	2-2	2-2	4-4	2016	2-1	2-2	4-3
1999	3-1	2-2	5-3	2008	1-3	3-1	4-4	2017	4-0	1-2	5-2
2000	1-3	1-3	2-6	2009	3-1	2-2	5-3	2018	2-1	1-2	3-3
2001	3-1	2-2	5-3	2010	2-2	3-1	5-3	2019	1-3	2-1	3-4
2002	0-4	0-4	0-8	2011	3-1	2-2	5-3				

## SERIES FACTS

Record Since 1988 ..... 102-89 (.534)  
At Indianapolis ..... 54-42 (.563)  
At Syracuse ..... 48-47 (.505)  
Margin of Victory ..... 14 runs (5/30/06 @ SYR, 16-2)  
Margin of Defeat ..... 19 runs (7/15/19 @ IND, 20-1)  
Indians Sweeps (4+ Games) ..... 3 (MR: 8/10-13, 2017 @ IND)  
Mets Sweeps (4+ Games) ..... 3 (MR: 7/26-29, 2013 @ IND)

## 2023 SCHEDULE

Date \_\_\_\_\_ Site \_\_\_\_\_  
N/A

## AFFILIATE OF THE NEW YORK METS SINCE 2019

### TOP 10 PROSPECTS (BASEBALL AMERICA)

- Francisco Álvarez..... C
- Kodai Senga..... RHP
- Brett Baty..... 3B
- Kevin Parada..... C
- Alex Ramírez ..... OF
- Jett Williams ..... SS
- Mark Vientos ..... 3B
- Ronny Mauricio ..... SS
- Blake Tidwell..... RHP
- Calvin Ziegler..... RHP

### IN BASEBALL AMERICA'S TOP 100

- Francisco Álvarez ..... No. 9  
Kodai Senga ..... No. 16  
Brett Baty..... No. 32  
Kevin Parada..... No. 50  
Alex Ramírez ..... No. 92  
Jett Williams ..... No. 98

ORGANIZATION

2023 INDIANS

IL & OPPONENTS

2022 REVIEW

PIRATES

HISTORY

GENERAL

# TOLEDO MUD HENS

**Fifth Third Field (2002)**  
10,300 capacity  
LF-320, CF-400, RF-320



406 Washington Street  
Toledo, OH 43604  
Phone: (419) 725-4367  
MudHens.com  
@MudHens

President & CEO..... Joe Napoli  
Executive VP & General Manager..... Erik Ibsen  
Social Media Coordinator..... Amanda Jerzykowski  
Contact Email ..... ajerzykowski@mudhens.com  
Broadcaster..... Jim Weber (IL HOF), Matt Melzak  
Home Radio Station..... Fox Sports 1230

**AFFILIATE OF THE DETROIT TIGERS  
SINCE 1987**

### TOP 10 PROSPECTS (BASEBALL AMERICA)

1. Jackson Jobe ..... RHP
2. Jace Jung ..... 2B
3. Wilmer Flores ..... RHP
4. Ty Madden ..... RHP
5. Colt Keith ..... 3B
6. Peyton Graham ..... SS
7. Dillon Dingler ..... C
8. Kerry Carpenter ..... OF
9. Ryan Kreidler ..... SS
10. Justyn-Henry Malloy ..... OF



**Anthony Iapoco**

### FIELD MANAGER

Anthony Iapoco..... since 2023  
1st season, TOL..... N/A  
1st season, Triple-A ..... N/A

### COACHING STAFF

Pitching Coach..... Doug Bochtler  
Hitting Coach ..... Mike Hessman  
Bench Coach..... Tony Cappuccilli  
Pitching Strategist..... Ollie Kadey

### IN BASEBALL AMERICA'S TOP 100

Jackson Jobe ..... No. 83

### INTERNATIONAL LEAGUE WEST DIVISION

59th season in International League  
5 League Championships: 1897, 1927, 1967, 2005-06  
**2022 Results: 87-63, 2nd IL West**

### INDIANAPOLIS RECORDS VS. TOLEDO

#### 2022 HEAD-TO-HEAD RESULTS (INDIANS LOST SERIES, 11-7)

Date	Site	W/L	Score	Date	Site	W/L	Score	Date	Site	W/L	Score
5/17	IND	W	7-0	7/26	TOL	W	5-4	9/13	IND	L	9-1
5/19 (1)	IND	L	4-2 (7)	7/27	TOL	L	3-0	9/14	IND	L	4-3
5/19 (2)	IND	W	8-4 (7)	7/28	TOL	L	7-6	9/15	IND	L	12-3
5/20	IND	W	5-2	7/29	TOL	W	6-5	9/16	IND	L	9-6
5/21	IND	L	12-2	7/30	TOL	L	6-5 (10)	9/17	IND	L	8-7
5/22	IND	W	7-1	7/31	TOL	W	4-1	9/18	IND	L	7-4

#### YEAR-BY-YEAR SERIES RESULTS (SINCE 1988)

Year	Home	Road	Totals	Year	Home	Road	Totals	Year	Home	Road	Totals
1988	2-1	2-0	4-1	2004	6-2	6-2	12-4	2014	5-6	5-5	10-11
1989	0-2	1-2	1-4	2005	5-3	3-5	8-8	2015	6-5	8-4	14-9
1990	3-0	0-3	3-3	2006	4-4	2-6	6-10	2016	5-7	7-5	12-12
1991	1-1	2-1	3-2	2007	4-4	1-7	5-11	2017	9-4	4-8	13-12
1998	6-2	4-4	10-6	2008	5-6	4-6	9-12	2018	7-7	7-3	14-10
1999	7-1	3-5	10-6	2009	5-6	6-4	11-10	2019	6-6	7-6	13-12
2000	5-3	5-3	10-6	2010	6-4	5-6	11-10	2021	7-5	2-4	9-9
2001	7-1	2-6	9-7	2011	6-5	6-4	12-9	2022	4-8	3-3	7-11
2002	6-2	3-5	9-7	2012	7-3	7-4	14-7				
2003	4-4	3-4	7-8	2013	8-3	7-3	15-6				

### SERIES FACTS

Record Since 1988 ..... 261-223 (.539)  
At Indianapolis..... 146-105 (.582)  
At Toledo..... 115-118 (.494)  
Margin of Victory..... 12 runs (3x, MR: 6/27/10 @ IND, 15-3)  
Margin of Defeat ..... 11 runs (2x, MR: 8/13/14 @ TOL, 11-0)  
Indians Sweeps (4+ Games) ..... 3 (MR: 5/19-21, 2017 @ IND)  
Mud Hens Sweeps (4+ Games) ..... 2 (MR: 9/13-18, 2022 @ IND, 6 games)

### 2023 SCHEDULE

Date	Site
5/2-7	TOL
5/29, 5/31-6/4	IND
9/5-10	IND

**Polar Park (2021)**  
9,508 capacity  
LF-329, CF-402, RF-320



100 Madison Street  
Worcester, MA 01610  
Phone: (508) 500-8888  
WooSox.com  
@WooSox

Executive Vice President, General Manager..... Dan Rea III  
Sr. VP, Communications.....Bill Wanless, (401) 265-8153  
Contact Email .....bwanless@woosox.com

Broadcasters..... Mike Antonellis, Jay Burnham, Jim Cain, Tyler Murray  
Home Radio Station.....NASH Icon 98.9 FM, 100.1 FM The Pike



**Chad Tracy**

**FIELD MANAGER**

Chad Tracy ..... since 2022  
2nd season, WOR .....75-73 (.507)  
2nd season, Triple-A .....75-73 (.507)

**COACHING STAFF**

Pitching Coach..... Paul Abbott  
Hitting Coach.....Rich Gedman  
Bench Coach.....Jose Flores  
Assistant Hitting Coach.....Mike Montville  
Development Coach ..... Brendan Connolly  
Bullpen Coach.....Matt Wheeler

**INTERNATIONAL LEAGUE EAST DIVISION**

3rd season in International League  
0 League Championships  
**2022 Results: 75-73, 6th IL East**

**INDIANAPOLIS RECORDS VS. PAWTUCKET**

**2019 HEAD-TO-HEAD RESULTS (INDIANS SPLIT SERIES, 3-3)**

Date	Site	W/L	Score	Date	Site	W/L	Score
6/14	IND	L	4-2	6/21	PAW	W	4-3
6/16 (1)	IND	W	5-3 (7)	6/22	PAW	L	3-0
6/16 (2)	IND	L	8-0 (7)	6/23	PAW	W	4-3

**YEAR-BY-YEAR SERIES RESULTS (SINCE 1988)**

Year	Home	Road	Totals	Year	Home	Road	Totals	Year	Home	Road	Totals
1988	1-1	2-1	3-2	2003	2-2	4-0	6-2	2012	2-2	1-3	3-5
1989	1-2	0-2	1-4	2004	0-4	2-2	2-6	2013	2-2	2-2	4-4
1990	1-2	2-1	3-3	2005	4-0	2-2	6-2	2014	3-1	2-2	5-3
1991	0-3	1-1	1-4	2006	1-3	2-2	3-5	2015	1-2	1-2	2-4
1998	3-1	2-2	5-3	2007	3-1	3-1	6-2	2016	3-0	2-1	5-1
1999	1-3	1-3	2-6	2008	2-2	2-2	4-4	2017	2-1	1-2	3-3
2000	2-2	1-3	3-5	2009	2-2	3-1	5-3	2018	0-3	2-1	2-4
2001	0-4	1-3	1-7	2010	4-0	3-1	7-1	2019	1-2	2-1	3-3
2002	3-1	2-2	5-3	2011	2-2	3-1	5-3	<i>*moved from Pawtucket to Worcester in 2021</i>			

**SERIES FACTS**

Record Since 1988 ..... 95-92 (.508)  
At Indianapolis.....46-48 (.489)  
At Pawtucket.....49-44 (.527)  
Margin of Victory .....12 runs (5/19/98 @ PAW, 18-6)  
Margin of Defeat .....12 runs (4/18/08 @ IND, 17-5)  
Indians Sweeps (4+ Games) .....3 (MR: 6/8-11, 2010 @ IND)  
PawSox Sweeps (4+ Games) .....2 (MR: 7/15-18, 2004 @ IND)

**2023 SCHEDULE**

**Date**      **Site**  
N/A

ORGANIZATION

2023 INDIANS

IL & OPPONENTS

2022 REVIEW

PIRATES

HISTORY

GENERAL





**2022 REVIEW**

TM

**SEASON IN REVIEW:** Behind first-year manager Miguel Perez and an entirely new coaching staff, the Indianapolis Indians took to Victory Field for the official return of the International League and a Victory Field era-high 150-game regular season. With nine IL West foes and two inter-division opponents the Indians hadn't faced since 2019 on the schedule, Indianapolis finished the campaign with a record of 74-75, tied with St. Paul for fourth place in the division and 17.0 games back of Nashville (91-58). The sub-.500 record was the Indians' third consecutive and eighth in 17 seasons as Pittsburgh's Triple-A affiliate dating back to 2005. With a 41-34 record at home in Victory Field's 26th season, they clinched their 21st winning record since moving to the corner of West and Maryland in 1996. From July 23-Sept. 9, and thanks to a season-best 17-10 record in August, Indy led all of Triple-A with 28 wins. The lengthy campaign also saw a number of franchise records broken, Victory Field firsts and historic feats.

**ATTENDANCE:** The Indians ushered 534,610 fans through the Victory Field gates across 72 openings in 2022, good for third-most in Minor League Baseball behind IL counterparts Nashville and Lehigh Valley and the fifth-highest average (7,425). The Vic's season-high attendance of 13,911 on the Fourth of July was the fourth-highest single-game attendance in MiLB for the season. The 2022 season continued a reign of excellence for the Indians in this area, and with the exception of 2021 when attendance figures were stunted by the implementation of capacity requirements due to COVID-19, they have ranked in the top five of all MiLB teams in both total home attendance and average attendance since 2012.

**RECORDS GALORE:** In addition to setting new franchise records in roster size and strikeouts (more details below), the Indians pitching staff also set franchise records with 89 hit batters and 93 wild pitches and a Victory Field era record with 591 walks over 149 games.

**86 Players** – The Indians boasted a franchise-record 86 players on their roster in 2022, an increase from their previous record of 77 last season. Of the 86, 46 were pitchers. In addition, the Indians had eight different players appear at catcher, 10 at first base, 14 at second base, 13 at third base, 10 at shortstop, 18 in left field, nine in center field and 14 in right field. On average, the Indians 40 position players rotated across more than two different field positions each, with Hoy Park (2B, 3B, SS, LF, RF), Diego Castillo (1B, 2B, 3B, SS, RF), Ji Hwan Bae (2B, 3B, SS, LF, CF), and Tucupita Marcano (2B, 3B, SS, LF, RF) each appearing at five different positions over the course of the season. Bae logged at least 150 innings at three of five spots (2B, 457.2 innings; SS, 177.1; CF, 161.0).

**1,256 Strikeouts** – Indianapolis' pitching staff tallied 1,256 strikeouts over 149 games (8.43 K/game) to break their previous franchise single-season record of 1,244 strikeouts over 140 games (8.89 K/game) in 2019. Osvaldo Bido paced the squad with 122 strikeouts, the seventh-best mark in the International League. Bido was followed by Jerad Eickhoff with 107 strikeouts, and together they marked the first time two Indians pitchers surpassed the 100-strikeout mark in the same season since Mitch Keller (123) and Alex McRae (101) in 2019. In addition, Hunter Stratton racked up 80 of his 82 strikeouts in relief to rank fifth among IL relievers, trailing Memphis' Zach McAllister (90), Scranton/Wilkes-Barre's Zach Greene (84), Charlotte's Kade McClure (82) and Rochester's Alberto Baladonado (81).

**THAT'S A NO-NO:** On a chilly night in St. Paul on April 13, three Indians pitchers – Chase De Jong, Austin Brice and Yerry De Los Santos – iced the Saints offense from start to finish en route to a 5-0 shutout for Indianapolis' 15th no-hitter in franchise history and the first since 2012. De Jong retired the first seven batters he faced before issuing a one-out walk in the third inning. His only blemish over his final four innings pitched was another walk – a two-out free pass to Jake Cave in the fourth inning. He finished his 7.0 no-hit innings with nine strikeouts, six coming in his last 10 batters faced. Through 80 pitches, De Jong was relieved by Austin Brice for the eighth and Yerry De Los Santos closed out the feat in the ninth. The Saints threatened to break up the effort with sinking liners in each of the final two frames, but strong defense by Cal Mitchell and Canaan Smith-Njigba saved the no-no. De Los Santos caught Jose Miranda looking for the final out of the game.

**A NEW WAY TO WALK-OFF:** With one out and the game knotted at 5-5 in the bottom of the ninth inning on June 9 vs. Columbus, Jared Oliva recorded the first walk-off steal of home in Victory Field history. After reliever Ben Krauth missed the strike zone with his 2-2 pitch, Clippers catcher Bryan Lavastida lobbed his return throw to the mound, and Oliva – with a healthy lead off third – dashed for home. Oliva's head-first slide beat Krauth's throw back to the plate, sending The Vic into a frenzy. The play also came in at No. 4 on SportsCenter's Top 10 that night. Since 2005, there have been 23 successful steals of home by Indians baserunners, 14 of which have come at Victory Field. Oliva was the first Indian to swipe home since Will Craig on 4/12/19 vs. Charlotte as part of a double steal with Bryan Reynolds.

**TRIO OF TRIPLES:** During a nine-run third inning on June 11, Bligh Madris, Oneil Cruz and Canaan Smith-Njigba combined for the first three-triple frame by the Indians in Victory Field history. Only three other teams in professional baseball roped three triples in one inning this season, including Double-A Altoona (Brendt Citta, Matt Fraizer, Andrés Alvarez) in the second inning on June 2 vs. Bowie. It was the fifth time since 1996 that the Indians recorded three triples in a game (also: 4/22/16 at Louisville, 5/28/15 vs. Toledo, 5/25/12 vs. Louisville, 6/3/10 at Gwinnett).

**USING THE ALLEY:** The Indians flashed their speed on the basepaths to league the lead in triples for the first time since 2016. Their 44 three-baggers, fourth-most among all Triple-A teams and sixth in all of professional baseball, were just short of tying the Victory Field era record of 45 accomplished in both 2011 and 2015. The speedy crew was led by Travis Swaggerty, who ranked third among International League leaders with eight triples. He was joined on the league leaderboard by Ji Hwan Bae, who tied for fifth with six triples.

**BACK TO THE FUTURES:** On July 16, exactly one month after being promoted from Double-A Altoona to Indianapolis, Mike Burrows found himself at Los Angeles' Dodger Stadium as a member of the 2022 SiriusXM All-Star Futures Game National League roster. He took the fifth frame for the NL and fanned Twins prospect – and then-St. Paul infielder – Spencer Steer without allowing a run. He was the first player from Indianapolis to appear in the prospect-loaded contest since first baseman Will Craig in 2019 and was Indy's first pitcher to appear in the game since Mitch Keller started for the United States squad in 2018. Burrows was rated among Pittsburgh's top 15 prospects on MLB Pipeline and *Baseball America* for the duration of the season and was Altoona's ace to begin the campaign, going 4-2 with a 2.94 ERA (17er/52.0ip), 69 strikeouts, 1.10 WHIP and .199 average against. He ranked among Eastern League qualifiers in games started (T-1st, 12), ERA (6th), average against (6th), strikeouts (7th) and WHIP (10th) at the time of his June 16 promotion to Indy. In 12 games (10 starts) with Indy, Burrows went 1-4 with a 5.31 ERA (25er/42.1ip) and 42 strikeouts.

**KEEPIN' IT CLEAN:** The Indians recorded a 12-game errorless streak from Aug. 12-25, the longest among all 120 Minor League Baseball teams since Triple-A Albuquerque went 14 consecutive games without an error from July 8-24, 2021. The 12-game errorless stretch was tied for the third-longest in professional baseball with Miami (May 24-June 5) and Colorado (June 25-July 7) and trailed only San Diego (16 games, April 7-23) and New York [AL] (13 games, April 15-29). It was also Indianapolis' longest streak without an error since at least the 2005 season, besting its previous 11-game errorless streak from April 6-17, 2006.

**PITCHER OF THE WEEK:** On Sept. 12, Luis Ortiz was named the International League Pitcher of the Week (Sept. 5-11) after he tossed 6.0 no-hit innings on Sept. 8 at Omaha. The right-hander was promoted to Indianapolis from Double-A Altoona on Sept. 1 and excelled in his second career Triple-A start. He yielded a pair of unearned runs and three walks while striking out nine, firing 58 of his 90 pitches for strikes and flashing triple digits throughout the game. It was the first time in his professional career that he exited a start without surrendering a hit. The award was Indy's lone weekly recognition in the IL in 2022 and its first Pitcher of the Week honor since Mitch Keller took home the award for the week of July 8-14, 2019.

**ROUND-TRIPPER:** On Sept. 15 vs. Toledo, Jared Oliva added to his highlight reel of a season and smoked the first inside-the-park home run at Victory Field since Alen Hanson on July 1, 2015. It was the first inside-the-parker of his career. He sent a towering fly ball over the head of a leaping Daz Cameron off the base of the wall in straightaway center field and raced around third by the time the relay from the outfield began. It was the third stellar play he made during the 2022 season after executing a walk-off steal of home on June 9 vs. Columbus and robbing a home run on June 29 at Nashville, both which cracked SportsCenter's Top 10.

**PROSPECTS PROMOTED:** With the Triple-A regular season extended over a week past the end of the Double-A season, the Indians saw an influx of young talent added to their roster on Sept. 20 for their final nine games of the 2022 campaign. Joining the No. 47 prospect in Minor League Baseball, Quinn Priestler (MLB Pipeline, Pirates No. 3) and No. 100 prospect Endy Rodríguez (No. 6), who are highlighted below, were Malcom Nuñez (No. 12), Fishers, Ind. native and Indiana University product Matt Gorski (No. 22), Colin Selby and Aaron Shackelford. All six players made their Triple-A debuts at Victory Field that week vs. St. Paul, with Nuñez launching his first Triple-A home run and 22nd of the season in just his second at-bat.

**WELCOME TO ENDYANAPOLIS:** Endy Rodríguez starred in his first taste of Triple-A action, hitting .455 (10-for-22) with two runs scored, two doubles, one triple, one home run, eight RBI and only three strikeouts in six games with Indianapolis. In his Triple-A debut vs. St. Paul on Sept. 20, Pittsburgh's Minor League Player of the Year (*Baseball America*) went 2-for-3 with a double and RBI. Four of his six games with Indianapolis featured at least two hits and one extra-base hit, including a three-hit, four-RBI performance in his second game at Victory Field. Rodríguez was named the Young Bucs Honus Wagner Player of the Year after leading all Pirates farmhands with a .323 average, .407 on-base percentage, .590 slugging percentage, .997 OPS, 148 hits, 92 runs, 39 doubles, 95 RBI, 68 extra-base hits and 270 total bases in 125 total games between High-A Greensboro (88 games), Double-A Altoona (31) and Indy (6). He was also named to the *Baseball America* 2022 Minor League All-Star team and the High-A South Atlantic League Most Valuable Player.

**HOLDING AN ACE:** Quinn Priestler dazzled in his Triple-A debut with 5.0 two-hit, scoreless innings to earn the win on Sept. 21 vs. St. Paul. In 15 starts with Double-A Altoona, his season shortened by an oblique injury to begin the campaign, the 22-year-old went 4-4 with a 2.87 ERA (24er/75.1ip), 75 strikeouts and 1.19 WHIP. Since June 9 when his season officially began, he led all qualifying Pirates farmhands in ERA (3.29), strikeouts (89), games started (19), innings pitched (90.1) and average against (.234) to be named the Young Bucs Bob Friend Pitcher of the Year by Pittsburgh.

**MONTHLY AWARDS:** The Indians selected six players of the month throughout the 2022 season, recognized from April through September. The winners and their monthly stats are listed below:

April - INF Mason Martin (20 games: .303 AVG (23-for-76), 10 R, 8 2B, 4 3B, 4 HR, 17 RBI, 3 SB, .349 OBP, .671 SLG, 1.020 OPS)  
 May - UTIL Ji Hwan Bae (24 games: .322 AVG (29-for-90), 25 R, 6 2B, 3 3B, 3 HR, 18 RBI, 18 BB, 13 K, 5 SB, .427 OBP, .556 SLG, .983 OPS)  
 June - RHP Bryse Wilson (4 starts: 3-0, 2.49 ERA, 25.1 IP, 22 H, 7 R, 7 ER, 4 HR, 1 HR, 1 BB, 21 K, 1.03 WHIP, .227 AVG)  
 July - RHP Jerad Eickhoff (4 games/3 starts: 0-1, 3.15 ERA, 20.0 IP, 16 H, 8 R, 7 ER, 5 HR, 0 HB, 2 BB, 18 K, 0.90 WHIP, .213 AVG)  
 August - RHP John O'Reilly (8 games: 2-0, 0.66 ERA, 13.2 IP, 7 H, 1 R, 1 ER, 0 HR, 1 HB, 1 BB, 7 K, 0.59 WHIP, .149 AVG)  
 September - OF Jared Oliva (22 games: .351 AVG (27-for-77), 14 R, 8 2B, 2 HR, 11 RBI, 7 BB, 13 K, 5 SB, .405 OBP, .532 SLG, .937 OPS)

**MAJOR LEAGUE DEBUTS:** The Indians sent 11 players to Pittsburgh for their major league debuts in 2022, the most since sending a Pirates affiliation-high (since 2005) 12 to the big leagues in 2016. The list of players, six position players and five pitchers, their debut performances and season totals for the Pirates are listed below:

RHP Beau Sulser (4/26 vs. MIL) - 2.2ip, 2h, 2r, 1bb, 4k  
 4 games: 3.72 ERA, 9.2 IP, 8 H, 9 R, 4 ER, 1 HR, 1 HB, 6 BB, 10 K, 1.45 WHIP, .211 AVG  
 LHP Cam Alldred (5/12 vs. CIN) - 1.0ip, 1h, 1k  
 1 game: 0-0, 0.00 ERA, 1.0 IP, 1 H, 1 K, 1.00 WHIP, .250 AVG  
 OF Cal Mitchell (5/24 vs. COL) - 1-for-4, 1 RBI  
 69 games: .226 AVG (48-for-212), 21 R, 11 2B, 5 HR, 17 RBI, 18 BB, 52 K, 3 SB, .286 OBP, .349 SLG, .635 OPS  
 RHP Yerry De Los Santos (5/25 vs. COL) - 1.0ip, 1h, 1bb, 2k  
 26 games: 0-3, 4.91 ERA, 3 SV, 25.2 IP, 22 H, 18 R, 14 ER, 3 HR, 1 HB, 11 BB, 26 K, 1.29 WHIP, .224 AVG  
 OF Travis Swaggerty (6/7 vs. DET) - 0-for-3  
 5 games: .111 AVG (1-for-9), 4 K, .111 OBP, .111 SLG, .222 OPS  
 OF Canaan Smith-Njigba (6/14 [1] @ STL) - 1-for-1, 1 2B  
 3 games: .200 AVG (1-for-5), 1 R, 1 2B, 1 BB, .429 OBP, .400 SLG, .829 OPS  
 C Jason Delay (6/14 [1] @ STL) - 0-for-2, 1 BB  
 57 games: .213 AVG (33-for-155), 17 R, 6 2B, 1 HR, 11 RBI, 9 BB, 50 K, .265 OBP, .271 SLG, .536 OPS  
 LHP Cam Vieux (6/17 vs. SF) - 1.2ip, 1h, 3k  
 8 games: 0-0, 10.38 ERA, 8.2 IP, 15 H, 11 R, 10 ER, 2 HR, 1 HB, 5 BB, 15 K, 2.31 WHIP, .366 AVG  
 1B/OF Bligh Madris (6/20 vs. CHC) - 3-for-4, 1 R, 1 2B, 2 RBI, 1 SB  
 39 games: .177 AVG (20-for-113), 10 R, 7 2B, 1 HR, 7 RBI, 10 BB, 31 K, 2 SB, .244 OBP, .265 SLG, .509 OPS  
 RHP Luis Ortiz (9/13 [2] @ CIN) - 5.2ip, 1h, 3bb, 5k  
 4 starts: 0-2, 4.50 ERA, 16.0 IP, 8 H, 9 R, 8 ER, 1 HR, 10 BB, 17 K, 1.13 WHIP, .136 AVG  
 UTIL Ji Hwan Bae (9/23 vs. CHC) - 1-for-3, 1 BB, 2 SB  
 10 games: .333 AVG (11-for-33), 5 R, 3 2B, 6 RBI, 2 BB, 6 K, 3 SB, .405 OBP, .424 SLG, .829 OPS

**GETTIN' HEALTHY:** The Indians had 14 different players appear for them on 16 separate major league rehab assignments from Pittsburgh over the course of the season. Each player and the dates they appeared on a rehab assignment with Indianapolis are listed below:

Position Players -

OF Anthony Alford (4/19-22), INF Kevin Newman (5/17-23; 6/21-7/8), INF Josh VanMeter (6/21-27), 1B/OF Yoshi Tsutsugo (6/21-7/5), OF Ben Gamel (6/23-7/5), OF Jake Marisnick (6/28-7/11), OF Greg Allen (7/12-22)

Pitchers -

LHP Sam Howard (4/19-20), RHP Max Kranick (4/22-29), RHP Duane Underwood Jr. (5/6-10), RHP Heath Hembree (6/8-14), RHP Nick Mears (6/8-22; 8/2-20), LHP Dillon Peters (7/4-12), RHP David Bednar (9/13-22)

## 2022 TEAM AWARDS

### MOST VALUABLE PLAYER: JI HWAN BAE

Ji Hwan Bae was an everyday difference maker for the Indians. Rotating between second base, third base, shortstop, left field, center field and designated hitter over 108 total games, he consistently performed at a high offensive level and led all Indians qualifiers with a .289 average, .362 on-base percentage, .430 slugging percentage, .792 OPS, 121 hits, 81 runs and 30 stolen bases. He ranked among International League leaders in triples (T-5th, 6), average (8th), runs (T-8th) and stolen bases (T-8th). He was the first Indians baserunner since Alen Hanson (36) in 2016 to swipe at least 30 bases and is the fifth Indians batter since 1996 to hit at least eight home runs and steal 30 bases in a single season (also: Alen Hanson, 8 HR/36 SB in '16; Felix Pie, 8/38 in '13; Andrew McCutchen, 9/33 in '08; Cesar Crespo, 9/31 in '05).



### PITCHER OF THE YEAR: CODY BOLTON

Cody Bolton excelled in a hybrid role with the Indians in his first Triple-A campaign coming off a season-ending knee injury in 2021. The right-hander, who entered the season as Pittsburgh's No. 30 prospect by *Baseball America*, went 4-2 with a 3.09 ERA (26er/75.2ip) and 82 strikeouts over 30 games (14 starts). After strictly working as a starting pitcher through the first three seasons of his career, Bolton shined out of the bullpen, going 4-0 with a 2.65 ERA (10er/34.0ip) and 40 strikeouts.



### GOLD GLOVE: JARED OLIVA

Jared Oliva strung together a streak of 90 consecutive games without an error from April 16-Sept. 27, the second-longest errorless streak in the International League in 2022, to be named Indy's Gold Glove Award recipient. The streak was the longest by an Indians fielder since Danny Ortiz (94 games, April 10-Aug. 3, 2016) and was Oliva's longest since not committing an error over his entire 2019 season with Double-A Altoona (114 games).



### MOST IMPROVED: OSVALDO BIDO

Osvaldo Bido was a strikeout phenom following the All-Star break, compiling a 2-2 record, 3.19 ERA (17er/48.0ip) and 60 strikeouts in 12 games (nine starts). He struck out seven-plus batters six times, five of which came from July 24 through the end of the campaign, including a career-high tying 10-strikeout performance on Sept. 20 vs. St. Paul. His late-season strikeout surge moved him into seventh among International League pitchers with 122, and his 60 punchouts in the second half tied with former Indians starter Josh Lindblom for the IL lead.



### UNsung HERO, POSITION PLAYER: TAYLOR DAVIS

Taylor Davis was unmatched with his veteran presence providing clubhouse leadership all season. The catcher not only led a mix of journeymen and young prospects on the Indians pitching staff from behind the dish, but made a difference as a vocal presence at batting practice and in the cages pregame. When taking the field, Davis rotated between positions as needed and maintained consistency at the plate, hitting .273 (33-for-121) with 16 walks and only 21 strikeouts across 40 games.



### UNsung HERO, PITCHER: JERAD EICKHOFF

Jerad Eickhoff was a leader by example for the Indians pitching staff. The Evansville, Ind. native's professionalism and work ethic never wavered and led to him returning to the big leagues on June 22. He excelled over 28 games (20 starts) and led the Indians with six wins and 114.1 innings pitched. With just 1.2 additional innings needed to meet the qualifying mark, he would have ranked third in WHIP (1.15) and fifth in average against (.236) among International League leaders.







## 2022 DAY-BY-DAY

DATE	OPP	W/L	SCORE	REC	HOME	ROAD	POS	GB	WIN	LOSS	SAVE	IND H (HR)	OPP H (HR)	TIME	ATT	H ATT	
9/6	@ OMA	L	8-7	67-61	--	30-35	4th	-11.5	Martinez (5-5)	Brice (3-4)	Nunez (3)	7 (1)	10 (1)	2:53	1,835	--	
9/7 (1)	@ OMA	L	5-4 (9)	67-62	--	30-36			Mills (1-0)	MacGregor (1-2)	--	7 (2)	5 (1)	2:12	--	--	
9/7 (2)	@ OMA	W	4-3 (7)	68-62	--	31-36	4th	-11.0	Toribio (5-2)	Parrish (3-8)	Stratton (3)	7 (0)	6 (2)	2:03	2,115	--	
9/8	@ OMA	L	5-4	68-63	--	31-37	4th	-12.0	Del Rosario (1-0)	O'Reilly (5-3)	Nunez (4)	12 (2)	5 (0)	2:30	2,640	--	
9/9	@ OMA	W	7-5	69-63	--	32-37	4th	-12.0	Hanhold (4-3)	Mills (1-1)	--	13 (1)	11 (0)	2:59	6,953	--	
9/10	@ OMA	L	9-6	69-64	--	32-38	4th	-12.0	Haake (1-1)	Eickhoff (6-6)	Nunez (5)	14 (0)	10 (1)	2:54	2,618	--	
9/11	@ OMA	W	19-9	70-64	--	33-38	4th	-11.0	Bolton (4-2)	Kowar (4-9)	--	17 (2)	12 (0)	3:18	4,512	--	
9/12	OFF																
9/13	vs. TOL	L	9-1	70-65	37-27	--	4th	-11.0	Ponce De Leon (2-3)	Bednar (0-1)	--	5 (0)	10 (0)	2:45	5,607	454,371	
9/14	vs. TOL	L	4-3	70-66	37-28	--	4th	-12.0	De Jesus (3-1)	Stratton (2-6)	Diaz (3)	3 (1)	8 (0)	2:22	5,545	459,916	
9/15	vs. TOL	L	12-3	70-67	37-29	--	4th	-13.0	Garcia (4-3)	MacGregor (1-3)	--	6 (3)	16 (2)	3:07	4,819	464,735	
9/16	vs. TOL	L	9-6	70-68	37-30	--	4th	-13.0	Blackwood (2-1)	Eickhoff (6-7)	Diaz (4)	11 (1)	11 (1)	2:46	8,554	473,289	
9/17	vs. TOL	L	8-7	70-69	37-31	--	4th	-14.0	De Jesus (4-1)	Hanhold (4-4)	Diaz (5)	8 (2)	12 (2)	2:54	11,277	484,566	
9/18	vs. TOL	L	7-4	70-70	37-32	--	4th	-15.0	Ponce De Leon (3-3)	Toribio (5-3)	Vincent (4)	7 (0)	7 (0)	3:22	8,858	493,424	
9/19	vs. STP	W	9-1	71-70	38-32	--	4th	-15.0	Matson (1-1)	Schulfer (4-3)	--	11 (2)	8 (0)	2:48	4,060	497,484	
9/20	vs. STP	W	7-3	72-70	39-32	--	4th	-14.0	Fernández (2-3)	Smeltzer (3-4)	--	11 (1)	6 (1)	2:37	5,423	502,907	
9/21	vs. STP	W	7-1	73-70	40-32	--	4th	-14.0	Priester (1-0)	Balazovic (0-7)	--	10 (2)	4 (1)	2:26	4,652	507,559	
9/22	vs. STP	W	6-4	74-70	41-32	--	4th	-14.0	MacGregor (2-3)	Dobnak (1-2)	Vieaux (2)	9 (1)	12 (0)	2:51	6,468	514,027	
9/23	vs. STP	L	4-1	74-71	41-33	--	4th	-15.0	Rodríguez (8-4)	Solomon (0-1)	Peacock (14)	5 (0)	6 (3)	2:54	7,497	521,524	
9/24	vs. STP	L	6-3	74-72	41-34	--	4th	-15.0	Sanchez (5-4)	Selby (0-1)	Peacock (15)	8 (1)	9 (2)	2:28	13,086	534,610	
9/25	OFF						4th	-15.0									
9/26	@ COL	L	17-1	74-73	--	33-39	4th	-16.0	Gaddis (4-3)	Bido (3-8)	--	5 (0)	19 (6)	2:54	7,331	--	
9/27 (1)	@ COL	L	7-1	74-74	--	33-40	4th	-17.0	Allen (4-4)	Priester (1-1)	--	2 (0)	6 (1)	2:34	7,246	--	
9/27 (2)	@ COL	Canceled; Makeup of 7/17 postponed game															
9/28	@ COL	L	11-3	74-75	--	33-41	T-4th	-17.0	Pilkington (3-5)	Burrows (1-4)	--	5 (2)	12 (3)	2:38	8,626	--	

**2022 TOTALS: 74-75 (Home: 41-34, Road: 33-41), .255 AVG, 138 HR | 4.58 ERA, 1256 SO**



The Indians won in walk-off fashion eight times during the 2022 season and finished the campaign with a 41-34 record at home to clinch the club's 21st winning record at Victory Field in its 26-year existence.

ORGANIZATION

2023 INDIANS

IL & OPPONENTS

2022 REVIEW

PIRATES

HISTORY

GENERAL

# 2022 INDIANS TRANSACTIONS (247)

ORGANIZATION

2023 INDIANS

IL & OPPONENTS

2022 REVIEW

PIRATES

HISTORY

GENERAL

## APRIL (26)

Date	Action	Roster Size
4/5	Opening Day Roster	33 + 2 IL + 2 DL
4/6	LHP Trey McGough placed on 7-day IL (retro to 4/5)	32 + 3 IL + 2 DL
4/7	RHP Adonis Medina DFA'd by PIT	31 + 3 IL + 2 DL
	C Grant Koch placed on DL	30 + 3 IL + 3 DL
	C Taylor Davis transferred from ALT to IND	31 + 3 IL + 3 DL
	C Michael Perez transferred from ALT to IND	32 + 3 IL + 3 DL
	OF Bligh Madris transferred from ALT to IND	33 + 3 IL + 3 DL
4/9	RHP Roansy Contreras recalled by PIT	32 + 3 IL + 3 DL
4/12	RHP Austin Brice activated from DL	33 + 3 IL + 2 DL
4/19	LHP Sam Howard has ML rehab transferred from BRD to IND	33 + 1 MLB + 3 IL + 2 DL
	OF Anthony Alford has ML rehab transferred from BRD to IND	33 + 2 MLB + 3 IL + 2 DL
4/20	LHP Blake Weiman placed on DL	32 + 2 MLB + 3 IL + 3 DL
	LHP Trey McGough activated from 7-day IL	33 + 2 MLB + 2 IL + 3 DL
4/21	RHP Chase De Jong selected by PIT	32 + 2 MLB + 2 IL + 3 DL
4/22	LHP Sam Howard ends ML rehab with IND, optioned by PIT (4/20)	33 + 1 MLB + 2 IL + 3 DL
	OF Anthony Alford ends ML rehab with IND	33 + 2 IL + 3 DL
	INF Connor Kaiser placed on DL	32 + 2 IL + 4 DL
	RHP Roansy Contreras optioned by PIT (4/21)	33 + 2 IL + 4 DL
	RHP Max Kranick has ML rehab transferred from BRD to IND	33 + 1 MLB + 2 IL + 4 DL
4/24	RHP Beau Sulser selected by PIT	32 + 1 MLB + 2 IL + 4 DL
	INF Hoy Park optioned by PIT (4/22)	33 + 1 MLB + 2 IL + 4 DL
4/25	OF Chris Sharpe activated from DL, released by PIT	33 + 1 MLB + 2 IL + 3 DL
	C Grant Koch activated from DL, transferred from IND to EXT	33 + 2 MLB + 2 IL + 2 DL
4/26	LHP Sam Howard recalled by PIT	32 + 1 MLB + 2 IL + 2 DL
4/29	RHP Max Kranick ends ML rehab with IND, optioned by PIT	33 + 2 IL + 2 DL
	RHP John O'Reilly placed on 7-day IL (retro to 4/27)	32 + 3 IL + 2 DL
4/30	RHP Shea Murray transferred from EXT to IND	33 + 3 IL + 2 DL

## MAY (42)

Date	Action	Roster Size
5/3	INF Brendt Citta transferred from IND to ALT	32 + 3 IL + 2 DL
	RHP Brad Case transferred from IND to ALT	31 + 3 IL + 2 DL
	LHP Sam Howard optioned by PIT (5/2)	32 + 3 IL + 2 DL
	RHP Miguel Yajure optioned by PIT (5/2)	33 + 3 IL + 2 DL
5/4	OF Travis Swaggerty placed on 7-day IL (concussion)	32 + 4 IL + 2 DL
	INF Connor Kaiser activated from DL, released by PIT	32 + 4 IL + 1 DL
5/6	RHP Duane Underwood Jr. has ML rehab transferred from BRD to IND	32 + 1 MLB + 4 IL + 1 DL
	LHP Aaron Fletcher optioned by PIT (5/3), recalled as 27th man (5/4), returned to IND	33 + 1 MLB + 4 IL + 1 DL
5/7	RHP Max Kranick recalled by PIT as 27th man for DH	32 + 1 MLB + 4 IL + 1 DL
	LHP Sam Howard DFA'd by PIT	31 + 1 MLB + 4 IL + 1 DL
	C Michael Perez selected by PIT	30 + 1 MLB + 4 IL + 1 DL
5/8	RHP Max Kranick returned to IND as 27th man for DH	31 + 1 MLB + 4 IL + 1 DL
5/10	RHP Max Kranick recalled by PIT	30 + 1 MLB + 4 IL + 1 DL
	RHP Duane Underwood Jr. has ML rehab transferred from IND to ALT	30 + 4 IL + 1 DL
	C Carter Bins transferred from ALT to IND	31 + 4 IL + 1 DL
	INF Hunter Owen placed on 7-day IL	30 + 5 IL + 1 DL
5/11	LHP Cam Alldred selected by PIT	29 + 5 IL + 1 DL
	OF Travis Swaggerty activated from 7-day IL (concussion)	30 + 4 IL + 1 DL
5/12	INF Rodolfo Castro recalled by PIT	29 + 4 IL + 1 DL
5/14	LHP Cam Alldred optioned by PIT (5/13)	30 + 4 IL + 1 DL
5/15	RHP Max Kranick optioned by PIT (5/12)	31 + 4 IL + 1 DL
5/17	RHP Max Kranick placed on 7-day IL	30 + 5 IL + 1 DL
	RHP Miguel Yajure placed on 7-day IL	29 + 6 IL + 1 DL
	INF Cole Tucker optioned by PIT (5/12)	30 + 6 IL + 1 DL
	RHP John O'Reilly activated from 7-day IL	31 + 5 IL + 1 DL
	LHP Blake Weiman activated from DL	32 + 5 IL
	INF Kevin Newman begins ML rehab with IND	32 + 1 MLB + 5 IL
5/23	INF Kevin Newman ends ML rehab with IND	32 + 5 IL
	RHP Yerry De Los Santos selected by PIT	31 + 5 IL
5/24	C Jamie Ritchie activated from 7-day IL	32 + 4 IL
	LHP Trey McGough placed on 7-day IL	31 + 5 IL
	LHP Cam Alldred DFA'd by PIT	30 + 5 IL
	OF Cal Mitchell selected by PIT	29 + 5 IL
	RHP Roansy Contreras recalled by PIT	28 + 5 IL
5/25	RHP Bryce Wilson optioned by PIT (5/23)	29 + 5 IL
	LHP Zach Matson transferred from ALT to IND (5/24)	30 + 5 IL
5/27	INF Hunter Owen transferred from 7-day IL to 60-day IL	30 + 5 IL
5/28	LHP Cam Alldred outrighted by PIT	31 + 5 IL
5/29	INF Hoy Park recalled by PIT	30 + 5 IL
5/30	INF Cole Tucker DFA'd by PIT	29 + 5 IL
5/31	RHP Shea Murray released by PIT	28 + 5 IL
	LHP Joe Jacques begins MLB rehab with BRD	28 + 5 IL

## JUNE (44)

Date	Action	Roster Size
6/1	INF Hoy Park optioned by PIT (5/30)	29 + 5 IL
6/5	OF Travis Swaggerty recalled by PIT	28 + 5 IL
6/7	INF Rodolfo Castro optioned by PIT (6/5)	29 + 5 IL
	LHP Aaron Fletcher recalled by PIT	28 + 5 IL
	LHP Joe Jacques has MLB rehab transferred from BRD to ALT	28 + 5 IL
6/8	RHP Miguel Yajure activated from 7-day IL	29 + 4 IL
	RHP Nick Mears has ML rehab transferred from BRD to IND	29 + 1 MLB + 4 IL
	RHP Heath Hembree begins ML rehab with IND	29 + 2 MLB + 4 IL
	LHP Trey McGough transferred from 7-day IL to 60-day IL	29 + 2 MLB + 4 IL
6/13	OF Canaan Smith-Njigba recalled by PIT	28 + 2 MLB + 4 IL
	INF Hoy Park recalled by PIT	27 + 2 MLB + 4 IL
	RHP Bryce Wilson recalled by PIT as 27th man for DH	26 + 2 MLB + 4 IL
	C Jason Delay selected by PIT (from ML taxi squad)	25 + 2 MLB + 4 IL
6/14	OF Travis Swaggerty optioned by PIT (6/13)	26 + 2 MLB + 4 IL
	LHP Aaron Fletcher optioned by PIT (6/13)	27 + 2 MLB + 4 IL
	LHP Joe Jacques ends MLB rehab assignment with ALT, activated from 60-day IL	28 + 2 MLB + 4 IL
	RHP Heath Hembree ends ML rehab with IND	28 + 1 MLB + 3 IL
6/16	RHP Mike Burrows transferred from BRD to IND	29 + 1 MLB + 3 IL
6/17	LHP Cam Vieuxa selected by PIT	28 + 1 MLB + 3 IL
6/18	RHP Bryce Wilson returned to IND (6/15) as 27th man for DH	29 + 1 MLB + 3 IL
	C Jason Delay optioned by PIT (6/15)	30 + 1 MLB + 3 IL
6/20	INF Oneil Cruz recalled by PIT	29 + 1 MLB + 3 IL
	OF Bligh Madris selected by PIT	28 + 1 MLB + 3 IL
6/21	RHP Travis MacGregor transferred from ALT to IND	29 + 1 MLB + 3 IL
	RHP Nea Toribio transferred from ALT to IND	30 + 1 MLB + 3 IL
	1B/OF Yoshi Tsutsugo begins ML rehab with IND	30 + 2 MLB + 3 IL
	UTIL Josh VanMeter begins ML rehab with IND	30 + 3 MLB + 3 IL
	INF Kevin Newman begins ML rehab with IND	30 + 4 MLB + 3 IL
6/22	LHP Eric Stout traded from CHC to PIT, optioned to IND (6/21)	31 + 4 MLB + 3 IL
	RHP Nick Mears ends ML rehab with IND	31 + 3 MLB + 3 IL
	RHP Jerad Eickhoff selected by PIT	30 + 3 MLB + 3 IL
6/23	OF Ben Gamel begins ML rehab with IND	30 + 4 MLB + 3 IL
6/24	RHP Austin Brice selected by PIT	29 + 4 MLB + 3 IL
6/25	Max Kranick recalled by PIT and transferred from 7-day IL to 60-day IL	29 + 4 MLB + 2 IL
6/26	LHP Blake Weiman released by PIT	28 + 4 MLB + 2 IL
	LHP Nathan Kirby recalled by PIT	27 + 4 MLB + 2 IL
6/27	RHP Miguel Yajure recalled by PIT	26 + 4 MLB + 2 IL
	C Jason Delay added to ML taxi squad; recalled 7/5	25 + 4 MLB + 2 IL
	INF Josh VanMeter ends ML rehab assignment with IND	25 + 3 MLB + 2 IL
6/28	LHP Aaron Fletcher recalled by PIT	24 + 3 MLB + 2 IL
	OF Jake Marisnick begins ML rehab assignment with IND	24 + 4 MLB + 2 IL
6/29	OF Cal Mitchell optioned by PIT (6/27)	25 + 4 MLB + 2 IL
	RHP Miguel Yajure optioned by PIT (6/28)	26 + 4 MLB + 2 IL
6/30	RHP Jerad Eickhoff outrighted by PIT (6/26)	27 + 4 MLB + 2 IL



# 2022 INDIANS TRANSACTIONS (247)

## JULY (42)

Date	Action	Roster Size
7/2	RHP Bryce Wilson recalled by PIT	26 + 4 MLB + 2 IL
7/3	RHP Cody Bolton placed on COVID IL	25 + 4 MLB + 3 IL
7/4	LHP Aaron Fletcher optioned by PIT (7/2)	26 + 4 MLB + 3 IL
	LHP Dillon Peters has ML rehab transferred from ALT to IND	26 + 5 MLB + 3 IL
7/5	1B/OF Yoshi Tsutsugo ends ML rehab assignment with IND	26 + 4 MLB + 3 IL
	OF Ben Gamel ends ML rehab assignment with IND	26 + 3 MLB + 3 IL
7/6	INF/OF Tucupita Marcano optioned by PIT (7/5)	27 + 3 MLB + 3 IL
	INF Hoy Park optioned by PIT (7/5)	28 + 3 MLB + 3 IL
	RHP Bryce Wilson optioned by PIT (7/3)	29 + 3 MLB + 3 IL
7/7	LHP Eric Stout recalled by PIT	28 + 3 MLB + 3 IL
	LHP Cam Vieux optioned by PIT (7/6)	29 + 3 MLB + 3 IL
	RHP Bryce Wilson recalled by PIT as 27th man for DH	28 + 3 MLB + 3 IL
7/8	RHP Bryce Wilson returned to IND as 27th man for DH	29 + 3 MLB + 3 IL
	OF Bligh Madris optioned by PIT	30 + 3 MLB + 3 IL
	INF Kevin Newman ends ML rehab assignment with IND	30 + 2 MLB + 3 IL
	LHP Aaron Fletcher DFA'd by PIT	29 + 2 MLB + 3 IL
7/10	RHP Yohan Ramirez traded from CLE to PIT, optioned (7/8)	30 + 2 MLB + 3 IL
7/11	LHP Cam Vieux DFA'd by PIT	29 + 2 MLB + 3 IL
	OF Jake Marisnick ends ML rehab with IND	29 + 1 MLB + 3 IL
7/12	OF Greg Allen has ML rehab transferred from BRD to IND	29 + 2 MLB + 3 IL
	RHP Austin Brice outrighted by PIT	30 + 2 MLB + 3 IL
	INF Josh Bissonette transferred from IND to ALT	29 + 2 MLB + 3 IL
	RHP Cristofer Melendez transferred from IND to ALT	28 + 2 MLB + 3 IL
	LHP Dillon Peters ends ML rehab assignment in IND	28 + 1 MLB + 3 IL
7/15	OF Cal Mitchell recalled by PIT	27 + 1 MLB + 3 IL
	LHP Cam Vieux outrighted by PIT (7/14)	28 + 1 MLB + 3 IL
	LHP Cam Alldred added to PIT taxi squad	27 + 1 MLB + 3 IL
	LHP Eric Stout optioned by PIT (7/12), activated from taxi squad	28 + 1 MLB + 3 IL
	RHP Mike Burrows placed on TIL (Futures Game)	27 + 1 MLB + 3 IL + 1 TIL
7/16	OF Jack Suwinski optioned by PIT (7/15)	28 + 1 MLB + 3 IL + 1 TIL
7/17	RHP Bryce Wilson recalled by PIT	27 + 1 MLB + 3 IL + 1 TIL
7/19	RHP Mike Burrows activated from TIL (Futures Game)	28 + 1 MLB + 3 IL
7/22	LHP Cam Alldred activated from PIT taxi squad	29 + 1 MLB + 3 IL
	RHP Roansy Contreras optioned by PIT (7/7), activated from taxi squad	30 + 1 MLB + 3 IL
	OF Greg Allen ends ML rehab with Indianapolis	30 + 3 IL
	C Michael Perez optioned (7/15), DFA'd by PIT	30 + 3 IL
7/26	RHP Colin Holderman traded from NYM to PIT, optioned (7/22)	31 + 3 IL
	RHP Matt Eckelman transferred from IND to GBO	30 + 3 IL
7/27	RHP Cody Bolton activated from COVID IL	31 + 2 IL
7/28	OF Bligh Madris recalled by PIT	30 + 2 IL
	INF/OF Mike Jarvis transferred from GBO to IND	31 + 2 IL
	UTIL Ji Hwan Bae placed on 7-day IL	30 + 3 IL

## AUGUST (40)

Date	Action	Roster Size
8/2	INF Diego Castillo optioned by PIT (7/31)	31 + 3 IL
	RHP Colin Holderman recalled by PIT	30 + 3 IL
	RHP Nick Mears has ML rehab assignment transferred from BRD to IND	30 + 1 MLB + 3 IL
8/3	INF Brendt Citta transferred from ALT to IND (8/2)	31 + 1 MLB + 3 IL
	RHP Yohan Ramirez recalled by PIT	30 + 1 MLB + 3 IL
	INF/OF Tucupita Marcano recalled by PIT	29 + 1 MLB + 3 IL
8/4	RHP Johan Oviedo traded from STL to PIT (8/1), optioned (8/2)	30 + 1 MLB + 3 IL
	RHP Jeremy Beasley traded from TOR to PIT, optioned (8/2)	31 + 1 MLB + 3 IL
	LHP Eric Stout recalled by PIT	30 + 1 MLB + 3 IL
	C Taylor Davis selected by PIT	29 + 1 MLB + 3 IL
	INF Drew Maggi traded from PHI to PIT, assigned to IND	30 + 1 MLB + 3 IL
8/9	INF Kevin Padlo claimed from SEA by PIT, optioned (8/7)	31 + 1 MLB + 3 IL
	INF Rodolfo Castro recalled by PIT	30 + 1 MLB + 3 IL
8/10	OF Cal Mitchell optioned by PIT (8/9)	31 + 1 MLB + 3 IL
8/12	INF/OF Mike Jarvis transferred from IND to GBO	30 + 1 MLB + 3 IL
	INF Josh Bissonette transferred from ALT to IND	31 + 1 MLB + 3 IL
	RHP Austin Brice selected by PIT	30 + 1 MLB + 3 IL
8/16	INF Kevin Padlo recalled by PIT	29 + 1 MLB + 3 IL
	C Taylor Davis outrighted by PIT, returned from ML taxi squad (8/14)	30 + 1 MLB + 3 IL
	RHP Jeremy Beasley placed on 7-day IL	29 + 1 MLB + 4 IL
8/17	RHP Roansy Contreras recalled by PIT	28 + 1 MLB + 4 IL
8/18	C José Godoy optioned by PIT (8/17)	29 + 1 MLB + 4 IL
	UTIL Ji Hwan Bae activated from 7-day IL	30 + 1 MLB + 3 IL
8/20	RHP Nick Mears ends ML rehab assignment, optioned by PIT	31 + 3 IL
8/21	RHP Austin Brice outrighted by PIT (8/20)	32 + 3 IL
	LHP Cam Vieux selected by PIT	31 + 3 IL
	C José Godoy DFA'd by PIT	30 + 3 IL
8/23	C José Godoy outrighted by PIT	31 + 3 IL
	RHP Yohan Ramirez optioned by PIT (8/21)	32 + 3 IL

## AUGUST (40)

Date	Action	Roster Size
8/24	INF Kevin Padlo optioned by PIT (8/23)	33 + 3 IL
8/26	RHP Yohan Ramirez recalled by PIT	32 + 3 IL
8/27	INF Kevin Padlo DFA'd by PIT	31 + 3 IL
8/29	OF Jack Suwinski recalled by PIT	30 + 3 IL
8/30	OF Bligh Madris optioned by PIT (8/29)	31 + 3 IL
	INF Kevin Padlo outrighted by PIT	32 + 3 IL
	INF Josh Bissonette transferred from IND to ALT	31 + 3 IL
	OF Blake Sabol transferred from ALT to IND	32 + 3 IL
8/31	RHP Miguel Yajure recalled by PIT	31 + 3 IL
	RHP Mike Burrows placed on 7-day IL (retro to 8/30)	30 + 4 IL
	C José Godoy added to ML taxi squad	29 + 4 IL

## SEPTEMBER (53)

Date	Action	Roster Size
9/1	LHP Cam Vieux optioned by PIT (8/31)	30 + 4 IL
	RHP Johan Oviedo recalled by PIT	29 + 4 IL
	OF Cal Mitchell recalled by PIT	28 + 4 IL
	RHP Luis Ortiz transferred from ALT to IND	29 + 4 IL
9/2	LHP Eric Stout optioned by PIT (8/31)	30 + 4 IL
9/6	RHP Peter Solomon claimed from HOU by PIT, optioned (9/4)	31 + 4 IL
	INF Hunter Owen begins MLB rehab with GBO	31 + 4 IL
9/7	INF Hoy Park recalled by PIT	30 + 4 IL
	LHP Eric Stout recalled by PIT as 29th man for DH	29 + 4 IL
	LHP Cam Vieux DFA'd by PIT	28 + 4 IL
9/8	C/LB Zack Collins claimed from TOR by PIT, optioned (9/7)	29 + 4 IL
	RHP Junior Fernández claimed from STL by PIT, optioned (9/7)	30 + 4 IL
	C José Godoy returned from ML taxi squad	31 + 4 IL
	C Taylor Davis placed on TIL (family matter)	30 + 4 IL + 1 TIL
	OF Travis Swagerty placed on TIL (family matter)	29 + 4 IL + 2 TIL
9/9	LHP Eric Stout returned to IND (9/8) as 29th man for DH	30 + 4 IL + 2 TIL
9/10	LHP Cam Vieux outrighted by PIT (9/9)	31 + 4 IL + 2 TIL
9/12	INF Diego Castillo recalled by PIT	30 + 4 IL + 2 TIL
	RHP Luis Ortiz added to ML taxi squad, selected by PIT as 29th man for DH (9/13)	29 + 4 IL + 2 TIL
9/13	INF Hoy Park optioned by PIT (9/12)	30 + 4 IL + 2 TIL
	INF Josh VanMeter outrighted by PIT (9/10)	31 + 4 IL + 2 TIL
	C/LB Zack Collins recalled by PIT	30 + 4 IL + 2 TIL
	OF Bligh Madris DFA'd by PIT	29 + 4 IL + 2 TIL
	RHP David Bednar begins ML rehab with IND	29 + 1 MLB + 4 IL + 2 TIL
	C Taylor Davis activated from TIL (family matter)	30 + 1 MLB + 4 IL + 1 TIL
9/14	INF/OF Tucupita Marcano optioned by PIT (9/13)	31 + 1 MLB + 4 IL + 1 TIL
	LHP Eric Stout added to ML taxi squad, recalled by PIT (9/15)	30 + 1 MLB + 4 IL + 1 TIL
	OF Travis Swagerty activated from TIL (family matter)	31 + 1 MLB + 4 IL
	RHP Luis Ortiz returned to IND as 29th man for DH	32 + 1 MLB + 4 IL
	C Jamie Ritchie released by PIT	31 + 1 MLB + 4 IL
9/18	LHP Dillon Peters outrighted by PIT	32 + 1 MLB + 4 IL
	RHP Luis Ortiz recalled by PIT	31 + 1 MLB + 4 IL
9/20	C Taylor Davis placed on DL	30 + 1 MLB + 4 IL + 1 DL
	INF Kevin Padlo placed on DL	29 + 1 MLB + 4 IL + 2 DL
	INF Josh VanMeter placed on DL	28 + 1 MLB + 4 IL + 3 DL
	OF Matt Gorski transferred from ALT to IND	29 + 1 MLB + 4 IL + 3 DL
	INF Malcom Nuñez transferred from ALT to IND	30 + 1 MLB + 4 IL + 3 DL
	C Ender Rodriguez transferred from ALT to IND	31 + 1 MLB + 4 IL + 3 DL
	RHP Colin Selby transferred from ALT to IND	32 + 1 MLB + 4 IL + 3 DL
	RHP Aaron Shackelford transferred from ALT to IND	33 + 1 MLB + 4 IL + 3 DL
9/21	RHP Eric Hanhold placed on DL	32 + 1 MLB + 4 IL + 4 DL
	RHP Quinn Priester transferred from ALT to IND	33 + 1 MLB + 4 IL + 4 DL
	OF Matt Gorski placed on 7-day IL	32 + 1 MLB + 5 IL + 4 DL
	INF Hunter Owen activated from 60-day IL	33 + 1 MLB + 4 IL + 4 DL
9/22	RHP Tyler Beede placed on DL	32 + 1 MLB + 4 IL + 5 DL
	RHP Tyler Beede outrighted by PIT (9/18)	33 + 1 MLB + 4 IL + 4 DL
	RHP David Bednar ends ML rehab assignment	33 + 4 IL + 5 DL
9/23	UTIL Ji Hwan Bae selected by PIT	32 + 4 IL + 5 DL
9/24	RHP Jerad Eickhoff placed on DL (retro to 9/23)	31 + 4 IL + 6 DL
9/26	RHP Tyler Beede placed on TIL (birth of child)	30 + 4 IL + 1 TIL + 6 DL
	C José Godoy added to ML taxi squad, selected by PIT	29 + 4 IL + 1 TIL + 6 DL
9/27	RHP Jeremy Beasley activated from 7-day IL	30 + 3 IL + 1 TIL + 6 DL
9/28	RHP Mike Burrows activated from 7-day IL	31 + 2 IL + 1 TIL + 6 DL

ORGANIZATION

2023 INDIANS

IL & OPPONENTS

2022 REVIEW

PIRATES

HISTORY

GENERAL



# 2022 INDIANS STARTING LINEUP

## STARTS BY BATTING ORDER (TEAM RECORD)

PLAYER	1	2	3	4	5	6	7	8	9
Alford			1-1		0-1				
Allen	1-1	0-2							
Bae	14-13	10-13	18-18	1-2	0-1	3-1			6-5
Bins					2-2	9-10	2-11	17-11	5-1
Bissonette								1-1	14-21
Castillo		13-7	2-5	1-1	4-0	1-1			
Castro	3-0	2-1	17-20	4-6	10-5	1-2	1-1		
Citta				4-5	8-10	3-3	1-2	1-2	
Collins							1-1		
Cruz	15-12	12-14							
Davis						2-1	1-6	9-9	2-7
Delay							1-0	6-8	6-3
Gamel	0-2	2-2	1-1						
Godoy								2-0	5-3
Gorski							1-0		
Jarvis		1-0					1-0		3-2
Kaiser							0-1	0-1	0-1
Madris			1-1	6-6	13-9	8-11	3-5	2-2	
Maggi	1-1	4-3					1-0	1-2	8-5
Marcano	8-9	1-7							
Marisnick			2-2	2-1					
Martin	1-1	1-1		28-29	1-1	7-4	21-18	6-9	
Mitchell		0-4	10-6	9-6	3-6	9-7	3-0		
Newman	3-4	4-2							
Núñez			0-2	1-1	1-0				
Oliva	0-2	1-3				5-6	6-5	11-10	17-19
Owen			0-1	1-0	4-1		4-3	0-3	
Padlo				6-4	3-5	3-1			
Park	16-18	7-3	2-2			1-1	8-11	6-4	4-2
Perez								4-2	0-1
Ritchie						1-1	3-0	7-10	4-4
Rodríguez		1-0	1-3		1-0				
Sabol			2-1	0-3	3-7	0-3	4-0	1-0	
Shackelford						1-2			0-1
Smith-Njigba	3-3	4-2	0-1		11-13	5-6	2-0		
Suwinski	1-0			10-10	2-1	6-1			
Swaggerty	5-7	10-11	14-7		8-12	8-13	6-5	0-1	
Tsutsugo			3-4	1-1					
Tucker		1-0			0-1	1-0	4-3		
VanMeter	3-2					0-1	0-3		
<b>TOTALS</b>	<b>74-75</b>	<b>74-75</b>	<b>74-75</b>	<b>74-75</b>	<b>74-75</b>	<b>74-75</b>	<b>74-75</b>	<b>74-75</b>	<b>74-75</b>

## STARTS BY POSITION (TEAM RECORD)

C	1B	2B	3B	SS	LF	CF	RF	DH
					0-2			1-0
					1-0	0-1	0-1	0-1
		26-27		13-7	4-4	6-13		3-2
27-30								8-5
		4-5	10-17		1-0			
	2-1	3-2	6-1	6-8			3-2	1-0
		7-8	18-14	13-12				0-1
	6-8				2-5		2-2	7-7
	1-1							
				19-23	6-3			2-0
9-12	3-3		2-5					0-3
13-10								0-1
					1-3		2-1	0-1
7-3								
							1-0	
		3-1	2-1					
				0-3				
	6-6				3-7	1-0	17-13	6-8
		5-4	2-2	8-5				
		6-6	1-0	2-8	0-1		0-1	
					0-1	1-1	2-1	1-0
	50-51							15-12
					10-7	4-1	14-19	6-2
		1-4		5-1				1-1
			2-3					
					7-6	23-26	10-10	0-3
	1-0		5-5					3-3
	1-1	1-0	10-8					0-1
		11-11	16-18	7-7	2-1		5-2	3-2
4-3								
11-10					1-3			3-2
1-2		1-0						1-1
2-5					6-6			2-3
		0-3						1-0
					15-10	4-3	5-8	1-4
					6-7	8-1	5-2	0-2
					9-9	27-29	8-13	7-5
	4-3							0-2
		4-1	0-1	1-1				1-1
	0-1	2-3						1-2
<b>74-75</b>	<b>74-75</b>	<b>74-75</b>	<b>74-75</b>	<b>74-75</b>	<b>74-75</b>	<b>74-75</b>	<b>74-75</b>	<b>74-75</b>

ORGANIZATION

2023 INDIANS

IL & OPPONENTS

2022 REVIEW

PIRATES

HISTORY

GENERAL

# 2022 INDIANS STATISTICAL LEADERS & TOTALS

## TEAM LEADERS

Batting		Pitching	
<i>(INT rank, min. 2.7 PA/game)</i>		<i>(INT rank, min. 0.8 IP/game)</i>	
<b>Average</b>	Ji Hwan Bae ..... 289 (8th)	<b>Wins</b>	Jerad Eickhoff ..... 6
<b>Games</b>	Mason Martin ..... 134	<b>Losses</b>	Oswaldo Bido ..... 8
<b>At-Bats</b>	Mason Martin ..... 481	<b>ERA</b>	Oswaldo Bido ..... 4.53
<b>Runs</b>	Ji Hwan Bae ..... 81 (T-8th)	<b>Games</b>	Hunter Stratton ..... 47
<b>Hits</b>	Ji Hwan Bae ..... 121	<b>Games Started</b>	Oswaldo Bido ..... 25 (T-4th)
<b>Doubles</b>	Mason Martin ..... 29 (T-8th)	<b>CGs</b>	Beau Sulser ..... 1
<b>Triple</b>	Travis Swaggerty ..... 8 (3rd)	<b>Shutouts</b>	..... 0
<b>Home Runs</b>	Mason Martin ..... 19	<b>Saves</b>	Eric Hanhold ..... 10
<b>RBI</b>	Mason Martin ..... 74	<b>IP</b>	Jerad Eickhoff ..... 114.1
<b>Walks</b>	Travis Swaggerty ..... 57	<b>Hits Allowed</b>	Oswaldo Bido ..... 103
<b>Strikeouts</b>	Mason Martin ..... 194 (2nd)	<b>Runs Allowed</b>	Oswaldo Bido ..... 70
<b>Stolen Bases</b>	Ji Hwan Bae ..... 30 (T-8th)	<b>ER Allowed</b>	Jerad Eickhoff ..... 63
<b>OBP</b>	Ji Hwan Bae ..... 362	<b>HR Allowed</b>	Oswaldo Bido ..... 18
<b>SLG</b>	Ji Hwan Bae ..... 430	<b>Walks</b>	Oswaldo Bido ..... 64
<b>Fielding Errors</b>	Oneil Cruz ..... 16	<b>Strikeouts</b>	Oswaldo Bido ..... 122 (7th)

## HIGHS AND LOWS

INDIANS, INDIVIDUAL HITTING				INDIANS, TEAM HITTING		
Category	No.	Player	Date	Category	No.	Date
Most At Bats	6 (5x)	--	MR: 9/11 @ OMA	Most Runs / Game	19	9/11 @ OMA
Most Runs	4 (2x)	Bae (2x)	MR: 9/11 @ OMA	Most Hits / Game	17 (2x)	MR: 9/11 @ OMA
Most Hits	5	Bae	4/29 @ IOW	Fewest Runs	0 (5x)	MR: 8/18 vs. IOW
Most XBH	3 (2x)	Martin, Bae	MR: 4/29 @ IOW	Fewest Hits	2 (2x)	MR: 9/27 @ COL
Most Doubles	2 (16x)	--	MR: 9/22 vs. STP	Most Runs / Inning	9	6/11 vs. COL (3rd inning)
Most Triples	1 (44x)	--	MR: 9/22 vs. STP	Most Hits / Inning	7 (3x)	MR: 7/8 vs. IOW (3rd inning)
Most Home Runs	2 (3x)	Mitchell, Suwinski, Castro	MR: 7/23 vs. STP	Most Doubles	7	9/11 @ OMA
Most Total Bases	10	Bae	4/29 @ IOW	Most Triples	3	6/11 vs. COL
Most RBI	5 (3x)	Oliva, Cruz, Martin	MR: 5/25 (1) @ STP	Most Home Runs	3 (6x)	MR: 9/15 vs. TOL
Most Walks	4	Swaggerty	MR: 8/7 vs. LOU	Most HR / Inning	2 (10x)	MR: 9/21 vs. STP (3rd inning)
Most Strikeouts	4 (8x)	--	MR: 9/19 vs. STP	Consec. Games w/ HR	7	6/1-9
Most Stolen Bases	2 (11x)	--	MR: 9/21 vs. STP	Most Extra-Base Hits	9	9/11 @ OMA
Hit Streak	13	Mitchell	7/7-8/17	Most RBI	18	9/11 @ OMA
HR Streak	3	Martin	MR: 5/22-25 (1)	Most Walks	15	5/5 vs. LOU
RBI Streak	7	Mitchell	4/5-13	Most HBP	3	6/30 @ NAS
				Most Strikeouts	17 (2x)	MR: 7/9 vs. IOW
				Most Stolen Bases	5	5/4 vs. LOU
				Most Team LOB	14 (2x)	MR: 7/4 vs. IOW

INDIANS, INDIVIDUAL PITCHING				INDIANS, TEAM PITCHING		
Category	No.	Player	Date	Category	No.	Date
Most IP (S)	7.1	Wilson	6/21 vs. MEM	Most IP	11.0 (2x)	MR: 5/24 @ STP
Most IP (R)	5.0	Yajure	8/26 vs. ROC	Most Runs	17	9/26 @ COL
Most Hits (S)	8 (4x)	--	MR: 8/11 (1) @ MEM	Most Runs / Inning	7 (3x)	MR: 9/28 @ COL (1st inning)
Most Hits (R)	7 (3x)	Case, Alldred, Jacques	MR: 9/15 vs. TOL	Most Hits	19	9/26 @ COL
Most Runs (S)	7 (5x)	--	MR: 9/16 vs. TOL	Most Hits / Inning	7	9/11 @ OMA (8th inning)
Most Runs (R)	7 (2x)	Case, Alldred	MR: 9/11 @ OMA	Fewest Runs	0 (6x)	MR: 8/12 @ MEM
Most ER (S)	7 (3x)	Yajure (2x), Brice	MR: 9/6 @ OMA	Fewest Hits	0	4/13 @ STP
Most ER (R)	7 (2x)	Case, Alldred	MR: 9/11 @ OMA	Most HR	6	9/26 @ COL
Most HR (S)	3 (3x)	McGough, Solomon, Bido	MR: 9/26 @ COL	Most HR / Inning	2 (14x)	MR: 9/28 @ COL (1st inning)
Most HR (R)	3	Eckelman	5/14 @ CLT	Consec. Games w/ HR	11	5/25 (2)-6/7
Most Walks (S)	5 (2x)	Bido, Priester	MR: 9/27 @ COL	Most Walks	12	6/23 vs. MEM
Most Walks (R)	5 (3x)	Bido, Bolton, Melendez	MR: 7/1 @ NAS	Most HBP	3 (3x)	MR: 9/18 vs. TOL
Most HBP (S)	2 (7x)	--	MR: 9/23 vs. STP	Most Strikeouts	16	8/5 vs. LOU
Most HBP (R)	2	Eickhoff	4/21 vs. COL	Most Balks	2	4/16 @ STP
Most Strikeouts (S)	10 (2x)	Wilson, Bido	MR: 9/20 vs. STP	Most Wild Pitches	3 (4x)	MR: 9/27 @ COL
Most Strikeouts (R)	7 (4x)	--	MR: 8/26 vs. ROC	Most Team LOB	14 (4x)	MR: 6/23 vs. MEM
Most Wild Pitches	3	Kirby	5/25 (2) @ STP			
Scoreless Streak	16.0	Alldred	4/20-5/24			

ORGANIZATION

2023 INDIANS

IL & OPPONENTS

2022 REVIEW

PIRATES

HISTORY

GENERAL

# 2022 INDIANS HITTING CHARTS

## MONTHLY BREAKDOWNS

Month	G	Hits (Game)	Avg.	HR	RBI	Runs (Game)	BB/SO	SB/CS
April	22	167 (7.6)	.239	17	92	100 (4.5)	96/210	31/5
May	26	217 (8.3)	.252	27	129	145 (5.6)	143/225	33/15
June	25	220 (8.8)	.257	22	129	135 (5.4)	83/229	18/4
July	23	200 (8.7)	.255	22	89	98 (4.3)	84/238	11/9
August	27	231 (8.6)	.263	22	124	134 (5.0)	94/261	33/5
September	26	227 (8.7)	.261	28	120	137 (5.3)	107/230	31/5
<b>Totals</b>	<b>149</b>	<b>1262 (8.5)</b>	<b>.255</b>	<b>138</b>	<b>683</b>	<b>749 (5.0)</b>	<b>607/1393</b>	<b>157/43</b>

## HOME VS. ROAD

HOME	VS.	ROAD
75	Games	74
41-34	Overall Record	33-41
.254	Average	.256
368 (4.9)	Runs/Games	381 (5.1)
619 (8.3)	Hits/Games	643 (8.7)
124	Doubles	147
26	Triples	18
66	Home Runs	72
216 (2.9)	Extra-Base Hits/Games	237 (3.2)
340	RBI	343
301	Walks	306
700	Strikeouts	693
99	Stolen Bases	58
22	Caught Stealing	21

## INDIANS 2-OUT RBI

Player	No.	Player	No.	Player	No.
Martin	37	Sabol	8	Rodríguez	3
Swaggerty	24	Suwinski	8	Gamel	2
Bins	19	Padlo	7	Newman	2
Madris	17	Godoy	5	VanMeter	2
Bae	14	Castillo	4	Alford	1
Citta	14	Delay	4	Allen	1
Cruz	14	Maggi	4	Jarvis	1
Park	14	Ritchie	4	Tsutsugo	1
Castro	11	Bissonette	3	Tucker	1
Mitchell	11	Davis	3	<b>Total</b>	<b>262</b>
Smith-Njigba	9	Marcano	3		
Oliva	8	Owen	3		

## WINS RESULTING FROM FINAL AT-BAT

Date	Opp.	Batter	Game Winner	Inning	Final
*4/8	vs. OMA	Swaggerty	1B to LF (Owen scores)	B9	3-2
*4/23	vs. COL	Smith-Njigba	1B to LF (Owen scores)	B9	3-2
*4/24	vs. COL	Cruz	HR to RF (Bissonette scores)	B11	8-7
4/30	@ IOW	Citta	Solo HR to RF	T9	4-3
5/13	@ CLT	Mitchell	Two-run HR to RCF (Cruz scores)	T10	7-5
5/19 (2)	vs. TOL	Bae	Three-run 3B to RF (Oliva scores)	B6	8-4
5/24	@ STP	Park	1B to P (Oliva scores)	T11	8-5
*6/9	vs. COL	Smith-Njigba	Steal of home (Oliva scores)	B9	6-5
*7/4	vs. IOW	Newman	Two-run 1B to CF (Bins scores)	B10	5-4
*7/23	vs. STP	Martin	1B to RF (Madris scores)	B9	7-6
*8/2	vs. LOU	Castillo	1B to CF (Castro scores)	B10	5-4
*8/3 (1)	vs. LOU	Martin	1B to LCF (Citta scores)	B7	4-3
8/23	vs. ROC	Mitchell	Solo HR to RF	B8	3-2
9/9	@ OMA	Sabol	Two-run HR to RF (Castillo scores)	T9	7-5
9/20	vs. STP	Citta	Two-run 1B to CF (Park scores)	B8	7-3

# 2022 INDIANS MULTI-HIT AND MULTI-RBI GAMES

## MULTI-HIT GAMES (TEAM RECORD)

PLAYER	2	3	4	5+	TOTAL
Allen	1 (1-0)	1 (0-1)			2 (1-1)
Bae	23 (13-10)	9 (5-4)		1 (1-0)	33 (19-14)
Bins	13 (9-4)				13 (9-4)
Bissonette	2 (1-1)	1 (1-0)			3 (2-1)
Castillo	7 (4-3)	1 (1-0)			8 (5-3)
Castro	15 (9-6)	1 (0-1)			16 (9-7)
Citta	10 (5-5)				10 (5-5)
Cruz	13 (6-7)				13 (6-7)
Davis	8 (4-4)	1 (0-1)			9 (4-5)
Delay	2 (1-1)		1 (1-0)		3 (2-1)
Gamel	2 (1-1)				2 (1-1)
Godoy	3 (3-0)	1 (1-0)			4 (4-0)
Kaiser	1 (0-1)				1 (0-1)
Madris	16 (8-8)	5 (4-1)			21 (12-9)
Maggi	3 (2-1)	1 (0-1)			4 (2-2)
Marcano	5 (1-4)	3 (2-1)			8 (3-5)
Marisnick	2 (1-1)				2 (1-1)
Martin	18 (12-6)	3 (2-1)	1 (0-1)		22 (14-8)
Mitchell	16 (11-5)	6 (2-4)			22 (13-9)
Newman	1 (1-0)	3 (1-2)			4 (2-2)
Núñez	1 (1-0)				1 (1-0)
Oliva	15 (6-9)	6 (4-2)			21 (10-11)
Owen	3 (1-2)				3 (1-2)
Padlo	5 (4-1)	3 (3-0)			8 (7-1)
Park	10 (7-3)	7 (6-1)			17 (13-4)
Perez	1 (0-1)				1 (0-1)
Ritchie	3 (3-0)		1 (1-0)		4 (4-0)
Rodriguez	3 (1-2)	1 (1-0)			4 (2-2)
Sabol	7 (3-4)				7 (3-4)
Smith-Njigba	6 (3-3)	3 (2-1)	1 (1-0)		10 (6-4)
Suwinski	7 (6-1)	1 (0-1)			8 (6-2)
Swaggerty	24 (15-9)	5 (4-1)			29 (19-10)
Tsutsugo	2 (0-2)	1 (0-1)			3 (0-3)
Tucker	1 (0-1)				1 (0-1)
VanMeter	1 (0-1)				1 (0-1)
<b>Totals:</b>	<b>250</b>	<b>63</b>	<b>4</b>	<b>1</b>	<b>318</b>

## MULTI-RBI GAMES (TEAM RECORD)

2	3	4	5+	TOTAL
1 (0-1)				1 (0-1)
8 (5-3)	3 (3-0)			11 (8-3)
11 (9-2)	1 (1-0)			12 (10-2)
2 (1-1)	1 (0-1)			3 (1-2)
2 (2-0)				2 (2-0)
3 (1-2)	4 (2-2)	1 (1-0)		8 (4-4)
4 (3-1)	2 (2-0)			6 (5-1)
4 (2-2)	2 (2-0)	1 (1-0)	1 (1-0)	8 (6-2)
3 (2-1)				3 (2-1)
2 (1-1)				2 (1-1)
1 (1-0)				1 (1-0)
4 (2-2)	1 (1-0)			5 (3-2)
6 (2-4)	2 (2-0)			8 (4-4)
2 (1-1)				2 (1-1)
2 (2-0)				2 (2-0)
12 (10-2)	3 (3-0)		1 (1-0)	16 (14-2)
8 (8-0)	2 (2-0)	2 (1-1)		12 (11-1)
1 (1-0)				1 (1-0)
5 (1-4)	3 (1-2)		1 (1-0)	9 (3-6)
1 (1-0)		1 (1-0)		2 (2-0)
6 (4-2)	3 (2-1)	1 (1-0)		10 (7-3)
2 (1-1)				2 (1-1)
1 (1-0)		1 (1-0)		2 (2-0)
3 (2-1)	2 (2-0)			5 (4-1)
4 (4-0)	1 (1-0)			5 (5-0)
2 (1-1)	2 (1-1)	1 (1-0)		5 (3-2)
11 (9-2)	3 (2-1)			14 (11-3)
1 (0-1)	1 (0-1)	1 (0-1)		3 (0-3)
2 (1-1)				2 (1-1)
<b>114</b>	<b>36</b>	<b>9</b>	<b>3</b>	<b>162</b>

ORGANIZATION

2023 INDIANS

IL & OPPONENTS

2022 REVIEW

PIRATES

HISTORY

GENERAL

# 2022 INDIANS HOME RUNS

## INDIVIDUAL HOME RUNS (TEAM RECORD)

PLAYER	SOLO (TEAM W-L)	2R (TEAM W-L)	3R (TEAM W-L)	6S (TEAM W-L)	HOME (TEAM W-L)	AWAY (TEAM W-L)	TOTAL (TEAM W-L)
Alford	2 (1-1)				2 (1-1)		2 (1-1)
Allen		1 (0-1)				1 (0-1)	1 (0-1)
Bae	6 (3-3)	2 (2-0)			3 (1-2)	5 (4-1)	8 (5-3)
Bins	6 (3-3)	4 (4-0)			3 (3-0)	7 (4-3)	10 (7-3)
Castro	5 (3-2)	4 (2-2)	2 (1-1)	1 (1-0)	6 (3-2)	6 (3-3)	12 (6-5)
Castillo	3 (1-2)				1 (1-0)	2 (0-2)	3 (1-2)
Citta	2 (2-0)	3 (2-1)			3 (2-1)	2 (2-0)	5 (4-1)
Cruz	6 (3-3)	2 (2-0)	1 (1-0)		4 (4-0)	5 (2-3)	9 (6-3)
Gamel		1 (1-0)				1 (1-0)	1 (1-0)
Godoy	2 (2-0)	1 (0-1)			2 (1-1)	1 (1-0)	3 (2-1)
Núñez	1 (1-0)				1 (1-0)		1 (1-0)
Madris	3 (1-2)	4 (1-3)			1 (1-0)	6 (1-5)	7 (2-5)
Marcano	1 (0-1)	2 (2-0)			3 (2-1)		3 (2-1)
Martin	12 (6-6)	6 (5-1)	1 (1-0)		10 (8-2)	9 (4-5)	19 (12-7)
Mitchell	4 (2-2)	4 (3-0)	1 (1-0)		4 (3-1)	5 (3-1)	9 (6-2)
Oliva	3 (2-1)	4 (0-4)		1 (1-0)	5 (2-3)	3 (1-2)	8 (3-5)
Owen	1 (0-1)					1 (0-1)	1 (0-1)
Padlo			1 (1-0)			1 (1-0)	1 (1-0)
Park	5 (4-1)	3 (2-1)	2 (1-1)		6 (5-1)	4 (2-2)	10 (7-3)
Rodríguez	1 (0-1)					1 (0-1)	1 (0-1)
Sabol	2 (0-2)	2 (2-0)	1 (1-0)		2 (1-1)	3 (2-1)	5 (3-2)
Smith-Njigba	1 (1-0)					1 (1-0)	1 (1-0)
Suwinski	3 (0-3)	2 (1-1)		1 (1-0)	4 (1-2)	2 (1-1)	6 (2-3)
Swaggerty	4 (3-1)	4 (3-1)	1 (1-0)		5 (3-2)	4 (4-0)	9 (7-2)
Tsutsugo		1 (0-1)		1 (0-1)		2 (0-2)	2 (0-2)
VanMeter	1 (0-1)				1 (0-1)		1 (0-1)
<b>Totals:</b>	<b>74</b>	<b>50</b>	<b>10</b>	<b>4</b>	<b>66</b>	<b>72</b>	<b>138</b>

## SINGLE GAME HOME RUNS

TEAM HR HIT	HOME (TEAM W-L)	AWAY (TEAM W-L)	OVERALL (TEAM W-L)
0 HR	31 (12-19)	24 (7-17)	55 (19-36)
1 HR	26 (17-9)	30 (14-16)	56 (31-25)
2 HR	14 (9-5)	18 (12-6)	32 (21-11)
3 HR	4 (3-1)	2 (0-2)	6 (3-3)
<b>Totals:</b>	<b>41-34</b>	<b>33-41</b>	<b>74-75</b>

## HOME RUN VARIANTS

### Leadoff HR:

Ji Hwan Bae (5/1 @ IOW; 5/20 vs. TOL), Oneil Cruz (5/29 @ STP; 6/4 @ OMA), Hoy Park (8/21 vs. IOW)

### Walk-Off HR:

Oneil Cruz (4/24 vs. COL)

### Back-to-back HR:

Travis Swaggerty / Anthony Alford (4/21 vs. COL), Jared Oliva / Ji Hwan Bae (6/8 vs. COL)

### Multi-HR Games:

Cal Mitchell (5/13 @ CLT), Jack Suwinski (7/22 vs. STP), Rodolfo Castro (7/23 vs. STP)

### Extra-inning HR:

Oneil Cruz (11th inning, 4/24 vs. COL), Cal Mitchell (10th inning, 5/13 @ CLT)

### Grand Slams:

Rodolfo Castro (2nd inning, 5/10 @ CLT), Jared Oliva (8th inning, 5/10 @ CLT), Yoshi Tsutsugo (2nd inning, 7/2 @ NAS), Jack Suwinski (1st inning, 7/26 @ TOL)

### Inside-the-park HR:

Jared Oliva (9/15 vs. TOL)

### Pinch-hit HR:

Brendt Citta (4/30 @ IOW; 9/11 @ OMA)

# 2022 INDIANS PITCHING CHARTS

## STARTING PITCHER RUN SUPPORT

Pitcher	Starts	Runs	R/Start	High	Low	Team Record	QS
Allred	2	11	5.5	8	3	2-0	0
Bednar	1	1	1.0	--	--	0-1	0
Beede	1	3	3.0	--	--	0-1	0
Bido	25	117	4.7	13	0	15-10	2
Bolton	14	71	5.1	14	0	5-9	0
Brice	2	10	5.0	7	3	1-1	0
Burrows	10	38	3.8	5 (4x)	2	3-7	0
Contreras	9	52	5.8	8 (3x)	2	8-1	0
De Jong	2	8	4.0	5	3	2-0	1
Eckelman	2	10	5.0	7	3	0-2	0
Eickhoff	20	111	5.6	16	0 (3x)	9-11	2
Howard	1	2	2.0	--	--	0-1	0
Kirby	4	23	5.8	8	3	2-2	0
Kranick	2	6	3.0	3 (2x)	--	0-2	0
Matson	10	56	5.6	9	2 (2x)	3-7	0
McGough	5	38	7.6	15	2	3-2	0
Ortiz	2	12	6.0	8	4	1-1	1
Oviedo	4	17	4.3	8	1	3-1	0
Priester	2	8	4.0	7	1	1-1	0
Solomon	3	27	9.0	19	1	1-2	0
Stratton	1	4	4.0	--	--	0-1	0
Sulser	3	8	2.7	5	1	1-2	0
Toribio	2	8	4.0	4 (2x)	--	1-1	0
Vieaux	1	5	5.0	--	--	1-0	0
Weiman	1	12	12.0	--	--	1-0	0
Wilson	6	36	6.0	7 (2x)	5 (2x)	6-0	3
Yajure	14	55	3.9	8	1 (2x)	5-9	0
<b>Totals</b>	<b>149</b>	<b>749</b>	<b>5.0</b>	<b>19</b>	<b>0 (5x)</b>	<b>74-75</b>	<b>9</b>

## STARTERS MONTHLY BREAKDOWN

Month	G	W-L	ERA	IP	H	R/ER	HR	HB	BB/SO	WP	GIDP	WHIP
April	22	2-5	2.39	67.2	45	23/18	7	1	32/68	3	4	1.14
May	26	1-4	4.29	84.0	68	46/40	14	1	38/71	3	5	1.26
June	25	7-3	4.45	91.0	90	49/45	15	10	29/80	5	4	1.31
July	23	2-8	5.94	80.1	85	58/53	12	1	26/75	6	4	1.38
August	27	3-5	6.15	99.2	94	48/46	7	7	38/101	5	9	1.32
September	26	4-9	4.45	89.1	91	76/64	16	14	39/93	10	8	1.46
<b>Totals</b>	<b>149</b>	<b>19-34</b>	<b>4.68</b>	<b>512.0</b>	<b>473</b>	<b>300/266</b>	<b>71</b>	<b>34</b>	<b>202/488</b>	<b>32</b>	<b>34</b>	<b>1.32</b>

## RELIEVERS MONTHLY BREAKDOWN

Month	G	W-L	ERA	SV/SVO	IP	H	R/ER	HR	HB	BB/SO	WP	GIDP	WHIP
April	21	10-5	4.68	3/9	119.1	106	69/62	14	9	53/134	16	5	1.33
May	26	11-10	4.04	4/11	140.1	130	88/63	21	11	62/148	11	12	1.37
June	25	6-9	4.96	8/15	127.0	122	87/70	7	9	95/103	13	20	1.71
July	23	7-6	4.61	6/10	121.0	115	72/62	14	8	56/113	5	9	1.41
August	27	14-5	3.84	8/13	133.2	113	62/57	11	9	57/126	3	15	1.27
September	26	7-6	5.09	4/8	134.1	138	85/76	15	9	66/144	13	14	1.52
<b>Totals</b>	<b>148</b>	<b>55-41</b>	<b>4.53</b>	<b>33/66</b>	<b>775.2</b>	<b>724</b>	<b>463/390</b>	<b>82</b>	<b>55</b>	<b>389/768</b>	<b>61</b>	<b>75</b>	<b>1.43</b>

## MONTHLY BREAKDOWN

Month	G	W-L	ERA	SV/SVO	IP	H	R/ER	HR	HB	BB/SO	WP	GIDP	WHIP	AVG
April	22	12-10	3.85	3/9	187.0	151	92/80	21	10	85/202	19	9	1.26	.217
May	26	12-14	4.13	4/11	224.1	198	134/103	35	12	100/219	14	17	1.33	.230
June	25	13-12	4.75	8/15	218.0	212	136/115	22	19	124/183	18	24	1.54	.253
July	23	9-14	5.14	6/10	201.1	200	130/115	26	9	82/188	11	13	1.40	.257
August	27	17-10	3.93	8/13	233.1	207	110/102	18	16	95/227	8	24	1.29	.237
September	26	11-15	5.63	4/8	223.2	229	161/140	31	23	105/237	23	22	1.49	.264
<b>Totals</b>	<b>149</b>	<b>74-75</b>	<b>4.58</b>	<b>33/66</b>	<b>1287.2</b>	<b>1197</b>	<b>763/655</b>	<b>153</b>	<b>89</b>	<b>591/1256</b>	<b>93</b>	<b>109</b>	<b>1.39</b>	<b>.243</b>

## HOME VS. ROAD

75	Games	74
41-34	Overall Record	33-41
3.98	ERA	5.22
14	Saves	19
347 (4.6)	Runs/Game	416 (5.6)
610 (8.1)	Hits/Game	587 (7.9)
67	Home Runs Allowed	86
48	Hit Batsmen	41
298	Walks	293
658	Strikeouts	598
43	Wild Pitches	50
.241	Opponent Average	.246

ORGANIZATION

2023 INDIANS

IL & OPPONENTS

2022 REVIEW

PIRATES

HISTORY

GENERAL



# 2022 MISCELLANEOUS

## INDIANS SITUATIONAL RECORDS

	Leading	Tied	Trailing
After 6 Innings	59-11	9-13	5-51
After 7 Innings	64-8	8-10	1-57
After 8 Innings	59-4	5-6	2-60

1-Run Games	20-21	Scoring First	49-34
2-Run Games	12-10	Opp. Scores First	25-41
3-Run Games	12-18	Comeback Wins	32
4+Run Games	30-26	Opp. Comeback Wins	46
Shutout Record	6-5	Extra Innings	5-6

Day Games	20-18	Doubleheaders	6-6
Night Games	54-57	G1: (4-2), G2: (2-4)	

IND Outhits Opp	58-16	Score at least 4	65-31
Opp. Outhits IND	11-52	Score less than 4	9-44
Teams Tie in Hits	5-7		

IND hits HR	55-39	Opp. hits HR	40-56
IND no HR	19-36	Opp. no HR	34-19

IND has Error	34-46	IND no Errors	40-29
---------------	-------	---------------	-------

	Overall	Home	Road
April	12-10	7-5	5-5
May	12-14	5-6	7-8
June	13-12	7-5	6-7
July	9-14	5-4	4-10
August	17-10	13-6	4-4
September	11-15	4-8	7-7
Overall	74-75	41-34	33-41

Monday	2-1	Game 1	14-12
Tuesday	13-11	Game 2	12-14
Wednesday	10-15	Game 3	8-18
Thursday	9-17	Game 4	16-8
Friday	15-9	Game 5	10-14
Saturday	11-14	Game 6	12-8
Sunday	14-8	Game 7	2-1

** (2+ Games)	Overall	Home	Road
Series W-L-T	10-10-6	8-2-3	2-8-3
Series Sweeps	0-2	0-1	0-1

vs. RH Starter	54-52	vs. LH Starter	20-23
----------------	-------	----------------	-------

	Overall	Home	Road
Longest Win Streak	W5 (2x) (4/8-13, 8/31-9/4)	W4 (3x) (7/23-8/3 [1], 8/19-23, 9/19-22)	W5 (8/31-9/4)
Longest Loss Streak	L6 (9/13-18)	L7 (8/28-9/18)	L4 (6/4-16, 7/13-16)

## INDIANS VS. INTERNATIONAL LEAGUE

IL WEST	Record	Home	Road	IL EAST	Record	Home	Road
COL	8-12	7-5	1-7	BUF	--	--	--
GWN	2-4	--	2-4	CLT	3-3	--	3-3
IOW	11-7	7-5	4-2	DUR	--	--	--
LOU	11-7	6-6	5-1	JAX	--	--	--
MEM	6-6	3-3	3-3	LHV	--	--	--
NAS	2-4	--	2-4	NOR	--	--	--
OMA	9-9	4-2	5-7	ROC	4-2	4-2	--
STP	11-10	6-3	5-7	SWB	--	--	--
TOL	7-11	4-8	3-3	SYR	--	--	--
<b>TOTAL</b>	<b>67-70</b>	<b>37-32</b>	<b>30-38</b>	WOR	--	--	--
				<b>TOTAL</b>	<b>7-5</b>	<b>4-2</b>	<b>3-3</b>

## TEAM MISCELLANEOUS

Category	No.	Date (MR)
Largest Margin Of Victory	12 R	5/10 @ CLT (15-3)
Largest Margin Of Defeat	16 R	9/26 @ COL (17-1)
Walk-off Wins (Indians)	8	8/3 (1) vs. LOU
Walk-off Wins (Opponents)	7	9/7 (1) @ OMA
Largest Home Crowd	13,911	7/4 vs. IOW
Largest Road Crowd	11,263	7/3 @ NAS
Longest Game (Innings)	11.0 innings (2x)	5/24 @ STP
Longest Game (Duration)	3:42	5/5 vs. LOU (10 innings)
Longest Game (Duration, 9 inn.)	3:22	9/18 vs. TOL
Shortest Game (Duration)	1:49	4/12 @ STP (5 innings)
Shortest Game (Duration, 9 inn.)	1:53	7/10 vs. IOW
Longest Doubleheader Game (Innings)	9.0 innings	9/7 (1) @ OMA
Longest Doubleheader Game (Duration)	2:48 (:18)	8/11 (1) @ MEM
Shortest Doubleheader Game (Duration)	1:58	5/25 (2) @ STP

# 2022 INTERNATIONAL LEAGUE

## INTERNATIONAL LEAGUE FINAL STANDINGS

IL East	W	L	PCT.	GB	Home	Away	Streak	RS/RA	Diff
Durham Bulls	86	64	.573	-	42-33	44-31	W5	813/722	91
Scranton/WB RailRiders	83	67	.553	3.0	42-33	41-34	W1	689/634	55
Jacksonville Jumbo Shrimp	80	69	.537	5.5	38-37	42-32	W2	744/680	64
Buffalo Bisons	76	72	.514	9.0	38-35	38-37	L1	666/663	3
Lehigh Valley IronPigs	76	72	.514	9.0	38-36	38-36	W1	726/741	-15
Worcester Red Sox	75	73	.507	10.0	36-39	39-34	W2	733/697	36
Norfolk Tides	74	76	.493	12.0	37-38	37-38	L2	800/804	-4
Rochester Red Wings	67	81	.453	18.0	34-40	33-41	L2	688/737	-49
Syracuse Mets	64	85	.430	21.5	32-42	32-43	L1	730/828	-98
Charlotte Knights	58	92	.387	28.0	32-43	26-49	L4	733/957	-224

IL West	W	L	PCT.	GB	Home	Away	Streak	RS/RA	Diff
Nashville Sounds	91	58	.611	-	48-27	43-31	L1	809/641	168
Toledo Mud Hens	87	63	.580	4.5	45-30	42-33	L1	729/686	43
Columbus Clippers	85	64	.570	6.0	46-28	39-36	W3	855/709	146
<b>Indianapolis Indians</b>	<b>74</b>	<b>75</b>	<b>.497</b>	<b>17.0</b>	<b>41-34</b>	<b>33-41</b>	<b>L5</b>	<b>749/763</b>	<b>-14</b>
St. Paul Saints	74	75	.497	17.0	44-30	30-45	W5	812/798	14
Memphis Redbirds	73	77	.487	18.5	37-38	36-39	W1	792/746	46
Omaha Storm Chasers	71	78	.477	20.0	40-34	31-44	L4	801/788	13
Gwinnett Stripers	69	79	.466	21.5	40-34	29-45	L2	632/675	-43
Iowa Cubs	68	81	.456	23.0	38-37	30-44	W1	696/758	-62
Louisville Bats	60	90	.400	31.5	30-45	30-45	W2	643/813	-170

**International League Championship:** Durham wins 13-0 over Nashville

**Pacific Coast League Championship:** Reno wins 6-2 over El Paso

**Triple-A National Championship:** Durham wins 10-6 over Reno

## INTERNATIONAL LEAGUE AWARDS

Date	Batter of the Week	Pitcher of the Week
4/5-10	Franchy Cordero, WOR	Nick Allgeyer, BUF
4/11-17	Luis García, ROC	Kyle Bradish, NOR
4/18-24	Darick Hall, LHV	Matthew Liberatore, MEM
4/25-5/1	Darick Hall, LHV	Johan Oviedo, MEM
5/2-8	Chadwick Tromp, GWN	Kyle Hart, WOR
5/9-15	Robel García, IOW	Chi Chi González, STP
5/16-22	Kyle Stowers, NOR	Thomas Hatch, BUF
5/23-29	Vinnie Pasquantino, OMA	Grayson Rodriguez, NOR
5/30-6/5	Alex Kirilloff, STP	Casey Lawrence, BUF
6/6-12	Will Brennan, COL	Josh Winckowski, WOR
6/13-19	Daniel Palka, SYR	Shaun Anderson, BUF
6/20-26	Travis Blankenhorn, SYR	Ethan Small, NAS
6/27-7/3	Estevan Florial, SWB	Matt Krook, SWB
7/4-10	Gosuke Katoh, SYR	Cade Cavalli, ROC
7/11-17	Paul DeJong, MEM	DL Hall, NOR
7/25-31	Otto López, BUF	Robert Dugger, LOU
8/1-7	Kerry Carpenter, TOL	Dereck Rodríguez, STP
8/8-14	Willians Astudillo, JAX	Clarke Schmidt, SWB
8/15-21	Mark Vientos, SYR	Peyton Battenfield, COL
8/22-28	Freddy Fermin, OMA	Trevor Rogers, JAX
8/29-9/4	Enmanuel Valdez, WOR	Bruce Zimmerman, NOR
9/5-11	Taylor Motter, GWN	<b>Luis Ortiz, IND</b>
9/12-18	Corey Joyce, TOL	Ariel Jurado, STP
9/19-25	Brent Rooker, OMA	José Butto, SYR

## POSTSEASON ALL-STARS

Position	Player
1B	Jonathan Aranda, DUR
2B	Miles Mastrobuoni, DUR
SS	Gunnar Henderson, NOR
3B	Mark Vientos, SYR
C	Bo Naylor, COL
OF	Alec Burleson, MEM
OF	Will Benson, COL
OF	Josh Lowe, DUR
DH	Mark Payton, CLT
RHP	Grayson Rodriguez, NOR
LHP	Kyle Muller, GWN
Reliever	Greg Weissert, SWB

<b>Most Valuable Player</b>	Jonathan Aranda, DUR
<b>Pitcher of the Year</b>	Greg Weissert, SWB
<b>Top MLB Prospect</b>	Gunnar Henderson, NOR
<b>Manager of the Year</b>	Rick Sweet, NAS

Month	Player of the Month	Pitcher of the Month
April	Nolan Gorman, MEM	Ethan Small, NAS
May	Vinnie Pasquantino, OMA	Grayson Rodriguez, NOR
June	Travis Blankenhorn, SYR	Kyle Muller, GWN
July	Will Benson, COL	Matt Dermody, IOW
August	Connor Wong, WOR	Michael Plassmeyer, LHV
September	Jake Alu, ROC	Josh Lindblom, NAS

# 2022 INTERNATIONAL LEAGUE BATTING LEADERS

## INTERNATIONAL LEAGUE TEAM BATTING

Team Batting	AVG	G	AB	R	H	TB	2B	3B	HR	RBI	BB	IBB	SO	SB	CS	OBP	SLG	OPS	SAC	SF	HBP	GDP
Nashville	.268	149	5029	809	1346	2177	280	22	169	759	653	3	1288	192	42	.355	.433	.788	7	44	56	97
Memphis	.263	150	5027	792	1322	2190	233	22	197	733	584	1	1250	153	38	.345	.436	.781	3	45	73	126
Durham	.261	150	5066	813	1320	2287	281	25	212	765	580	4	1466	152	46	.342	.451	.793	11	36	66	98
Charlotte	.258	150	5062	733	1307	2114	236	20	177	685	478	5	1212	123	62	.328	.418	.746	8	36	66	121
Columbus	.258	149	5020	855	1294	2189	267	29	190	805	633	8	1145	107	31	.350	.436	.786	25	50	107	105
Jacksonville	.257	149	5021	744	1291	2143	249	27	183	691	514	3	1311	114	25	.333	.427	.760	4	43	81	103
<b>Indianapolis</b>	<b>.255</b>	<b>149</b>	<b>4949</b>	<b>749</b>	<b>1262</b>	<b>2035</b>	<b>271</b>	<b>44</b>	<b>138</b>	<b>683</b>	<b>607</b>	<b>7</b>	<b>1393</b>	<b>157</b>	<b>43</b>	<b>.340</b>	<b>.411</b>	<b>.751</b>	<b>12</b>	<b>44</b>	<b>57</b>	<b>99</b>
Rochester	.254	148	4930	688	1251	1974	248	38	133	651	480	14	1228	153	38	.326	.400	.726	20	47	69	90
Iowa	.253	149	4999	696	1266	2032	269	25	149	652	499	9	1312	119	34	.329	.406	.735	18	42	84	90
Omaha	.250	149	4931	801	1234	2142	276	25	194	752	586	7	1352	188	37	.338	.434	.772	12	47	95	94
Scranton/WB	.249	150	4871	689	1212	2037	270	18	173	638	519	7	1277	172	36	.330	.418	.748	8	37	86	99
Lehigh Valley	.248	148	4838	726	1201	1924	275	20	136	666	633	7	1272	152	37	.342	.398	.740	19	34	70	96
Louisville	.248	150	5043	643	1249	1981	246	24	146	603	457	2	1319	94	31	.318	.393	.711	10	36	79	108
St. Paul	.247	149	5015	812	1239	2143	268	27	194	758	640	12	1405	136	29	.338	.427	.765	4	29	66	111
Worcester	.246	148	4859	733	1197	2060	276	22	181	687	595	7	1391	110	33	.336	.424	.760	4	41	79	72
Buffalo	.246	148	4755	666	1169	1757	228	24	104	614	640	9	1253	173	41	.342	.370	.712	8	37	73	111
Norfolk	.244	150	4918	800	1200	2041	254	31	175	748	663	2	1386	138	39	.344	.415	.759	10	37	106	109
Toledo	.243	150	4946	729	1202	2046	291	29	165	677	611	15	1389	130	50	.332	.414	.746	11	49	74	72
Gwinnett	.239	148	4795	632	1147	1808	233	16	132	591	516	4	1272	125	27	.316	.377	.693	6	54	47	123
Syracuse	.239	149	4906	730	1172	1933	225	13	170	677	549	11	1392	132	36	.326	.394	.720	13	23	95	110

## BATTING TOP 10 (Min. 2.7 PA/Team Game)

Player	Team	AVG	G	AB	R	H	2B	3B	HR	RBI	SB
*Burluson, Alec	MEM	.331	109	432	68	143	25	1	20	87	4
*Aranda, Jonathan	DUR	.318	104	403	71	128	26	1	18	85	4
*Brennan, Will	COL	.316	93	393	53	124	28	3	9	68	15
Blanco, Dairon	OMA	.301	107	366	63	110	20	3	14	61	45
*Mastrobuoni, Miles	DUR	.300	129	507	92	152	32	3	16	64	25
*Payton, Mark	CLT	.293	119	471	85	138	31	5	25	95	13
*Miller, Brian	JAX	.292	108	408	67	119	19	9	7	45	26
<b>*Bae, Ji Hwan</b>	<b>IND</b>	<b>.289</b>	<b>108</b>	<b>419</b>	<b>81</b>	<b>121</b>	<b>23</b>	<b>6</b>	<b>8</b>	<b>53</b>	<b>30</b>
Meneses, Joey	ROC	.286	96	374	51	107	14	1	20	64	1
*Turang, Brice	NAS	.286	131	532	89	152	24	2	13	78	34

## BATTING CATEGORY LEADERS

Runs		Hits		Doubles	
*Mastrobuoni, Miles	DUR	92	*Mastrobuoni, Miles	DUR	152
*Turang, Brice	NAS	89	*Stevenson, Andrew	ROC	152
Hicklen, Brewer	OMA	85	*Turang, Brice	NAS	152
*Payton, Mark	CLT	85	*Burluson, Alec	MEM	143
*Lester, Josh/*Singleton, Jon	TOL/NAS	84	*Payton, Mark	CLT	138
*Lester, Josh	TOL	39			
*Mastrobuoni, Miles	DUR	32			
*Florial, Estevan	SWB	31			
*Payton, Mark	CLT	31			
Short, Zack/*Stevenson	TOL/ROC	31			

Triples		Home Runs		RBI	
*Miller, Brian	JAX	9	*Gray, Tristan	DUR	33
*Stevenson, Andrew	ROC	9	*Lester, Josh	TOL	29
<b>*Swaggerty, Travis</b>	<b>IND</b>	<b>8</b>	*Hall, Darick	LHV	28
*Cave, Jake	STP	7	Hicklen, Brewer	OMA	28
<b>*Bae/5 others tied with</b>	<b>6</b>	*Palka, Daniel	SYR	26	
*Lester, Josh	TOL	99			
*Payton, Mark	CLT	95			
*Gray, Tristan	DUR	89			
*Hall, Darick	LHV	88			
*Burluson/*Singleton	MEM/NAS	87			

Extra-Base Hits		Total Bases		Walks	
*Lester, Josh	TOL	70	*Lester, Josh	TOL	267
Hicklen, Brewer	OMA	62	*Payton, Mark	CLT	254
*Payton, Mark	CLT	61	*Stevenson, Andrew	ROC	249
*Stevenson, Andrew	ROC	56	Hicklen, Brewer	OMA	241
*Gray, Tristan	DUR	54	*Mastrobuoni, Miles	DUR	238
*Singleton, Jon	NAS	117			
Short, Zack	TOL	88			
Robertson, Kramer	MEM/GWN/SYR	84			
Andreoli, John	LHV/STP	78			
DeShields, Delino	GWN	76			

Stolen Bases		On-Base Percentage		Slugging Percentage	
Blanco, Dairon	OMA	45	*Benson, Will	COL	.426
*Florial, Estevan	SWB	39	*Aranda, Jonathan	DUR	.394
*Stevenson, Andrew	ROC	39	Robertson, Kramer	MEM/GWN/SYR	.393
DeShields, Delino	GWN	35	*Mastrobuoni, Miles	DUR	.377
Hicklen, Brewer	OMA	35	*Singleton, Jon	NAS	.375
*Payton, Mark	CLT	.539			
*Burluson, Alec	MEM	.532			
*Hall, Darick	LHV	.528			
*Stowers, Kyle	NOR	.527			
*Aranda, Jonathan	DUR	.521			

KEY: \* - Left-handed hitter, # - Switch-hitter

# 2022 INTERNATIONAL LEAGUE PITCHING LEADERS

## INTERNATIONAL LEAGUE TEAM PITCHING

Team Pitching	W-L	ERA	G	CG	SHO	HLD SV-SVO	IP	H	R	ER	HR	HB	BB-IBB	SO	WP	WHIP	AVG	DP	
Scranton/WB	83-67	3.89	150	0	11	52	40-60	1288.0	1114	634	556	152	89	544-9	1402	68	1.29	.231	84
Nashville	91-58	4.02	149	1	10	67	39-55	1304.2	1184	641	583	142	69	530-3	1265	84	1.31	.241	101
Buffalo	76-72	4.19	148	2	11	62	40-62	1264.0	1128	663	589	178	84	485-3	1272	58	1.28	.237	73
Jacksonville	80-69	4.19	149	0	12	54	38-64	1300.1	1184	680	606	153	81	524-5	1291	58	1.31	.242	124
Toledo	87-63	4.32	150	0	9	109	39-64	1311.2	1266	686	629	167	52	519-3	1281	65	1.36	.252	93
Gwinnett	69-79	4.37	148	1	8	72	35-60	1277.2	1197	675	620	160	71	476-2	1421	68	1.31	.246	87
Durham	86-64	4.38	150	0	10	83	38-65	1319.2	1289	722	642	198	68	470-2	1316	94	1.33	.254	121
Columbus	85-64	4.40	149	1	10	64	36-63	1309.2	1203	709	640	154	70	574-12	1365	83	1.36	.242	98
Worcester	75-73	4.40	148	3	9	55	32-58	1270.2	1169	697	621	117	78	543-9	1411	76	1.35	.243	90
<b>Indianapolis</b>	<b>74-75</b>	<b>4.58</b>	<b>149</b>	<b>1</b>	<b>6</b>	<b>58</b>	<b>33-66</b>	<b>1287.2</b>	<b>1197</b>	<b>763</b>	<b>655</b>	<b>153</b>	<b>89</b>	<b>591-7</b>	<b>1256</b>	<b>93</b>	<b>1.39</b>	<b>.243</b>	<b>109</b>
Memphis	73-77	4.66	150	1	8	55	32-50	1311.0	1328	746	679	178	75	535-5	1291	67	1.42	.262	111
Rochester	67-81	4.70	148	1	10	62	30-48	1283.2	1204	737	670	148	59	591-16	1341	66	1.40	.246	93
Iowa	68-81	4.78	149	0	7	54	32-62	1296.1	1217	758	688	164	91	672-14	1367	107	1.46	.246	95
Omaha	71-78	4.83	149	1	6	59	28-54	1287.0	1286	788	690	196	67	570-8	1216	77	1.44	.258	106
Lehigh Valley	76-72	4.85	148	1	4	91	32-58	1274.1	1236	741	687	138	100	679-12	1261	100	1.50	.255	108
St. Paul	74-75	4.94	149	0	4	53	31-62	1302.0	1257	798	715	187	91	566-7	1332	91	1.40	.253	91
Louisville	60-90	4.97	150	0	5	71	34-65	1313.2	1345	813	725	170	73	660-6	1307	66	1.53	.264	101
Norfolk Tides	74-76	4.98	150	3	8	47	31-54	1293	1314	804	716	164	69	620-1	1380	111	1.50	.262	103
Syracuse Mets	64-85	5.16	149	0	6	57	35-64	1284.1	1313	828	737	172	84	609-8	1266	91	1.50	.264	119
Charlotte	58-92	6.05	150	0	2	69	30-52	1301.1	1450	957	875	227	69	679-5	1272	105	1.64	.281	127

## PITCHING TOP 10 (Min. 0.8 IP/Team Game)

Pitcher	Team	W-L	ERA	IP	H	R	ER	BB	SO	WHIP	AVG
Lawrence, Casey	BUF	9-5	2.79	126.0	95	41	39	17	106	0.89	.206
Boushley, Caleb	NAS	12-2	3.25	127.1	106	47	46	43	91	1.17	.226
*Muller, Kyle	GWN	6-8	3.41	134.2	119	53	51	40	159	1.18	.240
Battenfield, Peyton	COL	8-6	3.63	153.2	138	67	62	57	109	1.27	.240
Verrett, Logan	ROC	8-9	3.80	125.2	111	57	53	28	102	1.11	.233
Lindblom, Josh	NAS	9-7	4.05	133.1	120	62	60	47	133	1.25	.238
*Krook, Matt	SWB	10-7	4.09	138.2	120	71	63	73	155	1.39	.233
*Cox, Austin	OMA	7-7	4.21	147.1	161	80	69	50	105	1.43	.273
Parsons, Tommy	MEM	12-4	4.31	135.2	102	68	65	57	110	1.17	.204
Hatch, Thomas	BUF	8-7	4.67	131.0	127	73	68	38	113	1.26	.253

## PITCHING CATEGORY LEADERS

Wins			Losses			Strikeouts		
Boushley, Caleb	NAS	12	Myers, Tobias	COL/CLT	15	*Muller, Kyle	GWN	159
Parsons, Tommy	MEM	12	*Thomas, Connor	MEM	12	*Krook, Matt	SWB	155
*Krook, Matt	SWB	10	*Kent, Matthew	JAX	11	Lindblom, Josh	NAS	133
*Fleming, Josh	DUR	9	*Parke, John	CLT	11	Keller, Brian	WOR	126
5 others tied with		9	Wynne, Randy	LOU	11	*Hall, DL/Kilian, Caleb	NOR/IOW	125

Walks Issued			Games Started			Innings Pitched		
*Krook, Matt	SWB	73	Battenfield, Peyton	COL	28	Battenfield, Peyton	COL	153.2
<b>Bido, Osvaldo</b>	<b>IND</b>	<b>64</b>	Kilian, Caleb	IOW	26	*Cox, Austin	OMA	147.1
Kilian, Caleb	IOW	59	*Sanchez, Ricardo	LHV/TOL	26	*Kent, Matthew	JAX	144.1
*Small, Ethan	NAS	58	<b>Bido, Osvaldo</b>	<b>IND</b>	<b>25</b>	*Krook, Matt	SWB	138.2
Battenfield/*Parsons	COL/MEM	57	4 others tied with		25	Parsons, Tommy	MEM	135.2

Home Runs Allowed			Saves			Holds		
Parsons, Tommy	MEM	29	Cruz, Fernando	LOU	23	*Del Pozo, Miguel	TOL	19
Wynne, Randy	LOU	28	Weissert, Greg	SWB	18	Castillo, Luis	TOL	13
McGee, Easton	DUR	24	Ort, Kaleb	WOR	16	Diaz, Miguel	TOL	12
Mengden, Daniel	OMA	24	Tonkin, Michael	GWN	16	*Howard, Sam	IND/TOL	11
*Parke, John	CLT	24	Weems, Jordan	ROC	16	Kelly, Michael/*Perez, Andrew	LHV/CLT	11

WHIP			Average Against			Complete Games		
Lawrence, Casey	BUF	0.89	Parsons, Tommy	MEM	.204	Harvey, Matt	NOR	2
Verrett, Logan	ROC	1.11	Lawrence, Casey	BUF	.206	Lawrence, Casey	BUF	2
Boushley, Caleb	NAS	1.17	Boushley, Caleb	NAS	.226	Cavalli, Cade	ROC	1
Parsons, Tommy	MEM	1.17	*Krook, Matt	SWB	.233	*Cox, Austin	OMA	1
*Muller, Kyle	GWN	1.18	Verrett, Logan	ROC	.233	10 others tied with		1

**KEY:** \* - Left-handed pitcher

ORGANIZATION

2023 INDIANS

IL & OPPONENTS

2022 REVIEW

PIRATES

HISTORY

GENERAL



**PIRATES**

# PITTSBURGH PIRATES FRONT OFFICE STAFF



## PNC Park

115 Federal Street or P.O. Box 7000  
 Pittsburgh, PA 15212  
 (412) 321-BUCS  
 @Pirates  
 Pirates.com

### Executive

Chairman of the Board .....	Bob Nutting
President .....	Travis Williams
Executive Vice President, Baseball Operations & General Manager .....	Ben Cherington
Executive Vice President, Marketing & Fan Engagement .....	Stephen Perkins
Executive Vice President, Sales & Business Development .....	David Burke
Executive Vice President & General Manager of PNC Park .....	Dennis DaPra
Senior Executive Assistant, Team President .....	Molly Trunzo
Executive Assistant, Sales & Business Development .....	Anna Kern

### Baseball Operations

Assistant General Managers .....	Kevan Graves, Steve Sanders
Senior Vice President, Baseball Operations .....	Bryan Stroh
Senior Director, Player Personnel .....	Steve Williams
Director, Learning .....	Bernie Holliday
Assistant Director, Baseball Operations .....	Trey Rose
Senior Director, Amateur Scouting .....	Joe DelliCarri
Director, International Scouting .....	Junior Vizcaino
Director, Player Personnel .....	Max Kwan
Director, Pro Scouting .....	Will Lawton
Assistant Director, Amateur Scouting .....	Mike Mangan
Assistant Director, Amateur Scouting Operations .....	Matt Skirving
Assistant Director, Pro Player Valuation .....	Joe Douglas

### Marketing & Fan Engagement

Senior Director, Integrated Marketing .....	Carey Cox
Director, Social Media & Content Strategy .....	Zach Galia
Vice President, Creative & Content .....	Jon Willey
Senior Vice President, Communications & Broadcasting .....	Brian Warecki
Director, Baseball Communications .....	Patrick Kurish
Director, Player Relations & Hall of Fame/Team Historian .....	Jim Trdinich
Director, Broadcasting .....	Marc Garda
Director, Media Relations .....	Dan Hart
Director, Communications .....	Melissa Strozza
Play-by-Play Announcers .....	Joe Block, Greg Brown
Color Analysts .....	Matt Capps, Bob Walk, Neil Walker, John Wehner, Kevin Young
Executive Director, Pirates Charities & Community Engagement .....	Jacque Skowron
Manager, Pirates Charities & Community Engagement .....	Madison Connelly

### Coaching Staff

Manager .....	Derek Shelton
Bench Coach .....	Don Kelly
Pitching Coach .....	Oscar Marin
Hitting Coach .....	Andy Haines
Bullpen Coach .....	Justin Meccage
Assistant Hitting Coach .....	Christian Marrero
First Base Coach .....	Tarrik Brock
Third Base Coach/Field Coordinator .....	Mike Rabelo
Major League Coach .....	Mendy López
Game Planning & Strategy Coach .....	Radley Haddad
Coordinator, Major League Hitting Operations .....	Tim McKeithan
Coordinator, Major League Pitching Operations .....	Jeremy Bleich
Major League Translator & Assistant Coach .....	Stephen Morales
Bullpen Catcher/Catching Assistant .....	Jordan Comadena
Bullpen Catcher .....	Raúl Hernández
Coordinator, Mental Performance .....	Andy Bass
Manager, Team Travel .....	Ryan Denlinger
Major League Assistants .....	Alex Jimenez, Jake Mencacci

ORGANIZATION

2023 INDIANS

IL & OPPONENTS

2022 REVIEW

PIRATES

HISTORY

GENERAL



# PITTSBURGH PIRATES SYSTEM

## 2023 MINOR LEAGUE INSTRUCTORS AND STAFF

Director, Coaching & Player Development .....	John Baker
Assistant Directors, Coaching & Player Development .....	Michael Chernow, Shawn Johnston
Manager, Minor League Advance Scouting .....	Frederic Rioux
Minor League Field Coordinator .....	Shawn Bowman
Minor League Pitching Coordinator .....	Josh Hopper
Minor League Infield Coordinator .....	Chris Truby
Minor League Hitting Coordinator .....	Johnny Tucker
Minor League Catching Coordinator .....	Chad Noble
Minor League Outfield & Baserunning Coordinator .....	Kieran Mattison

## 2022 MINOR LEAGUE STANDINGS

TEAM (Level)	W	L	PCT	GB	Division
Indianapolis Indians (AAA)	74	75	.497	17.0	T-4th of 10 teams (International League West)
Altoona Curve (AA)	71	66	.518	8.5	3rd of 6 teams (Eastern League Southwest)
Greensboro Grasshoppers (A+)	58	70	.453	18.0	5th of 6 teams (South Atlantic League North)
Bradenton Marauders (A)	67	62	.519	2.5	2nd of 6 teams (Florida State League West)
FCL Pirates (R)	30	25	.545	9.0	3rd of 6 teams (Florida Complex League South)
<b>Totals</b>	<b>300</b>	<b>298</b>	<b>.502</b>	--	--

## 2022 POSTSEASON ALL-STARS


<u>Indianapolis (INT)</u>	<u>Altoona (EAS)</u>	<u>Greensboro (SAL)</u>	<u>Bradenton (FSL)</u>	<u>FCL Pirates (FCL)</u>
N/A	N/A	C Endy Rodríguez	SS Tsung-Che Cheng	N/A
		(MVP & Top MLB Prospect)		

## 2022 YOUNG BUGS AWARDS

**Honus Wagner Player of the Year**  
**C Endy Rodríguez (GBO/ALT/IND)**  
*(pictured below)*



**Bob Friend Pitcher of the Year**  
**RHP Quinn Priester (BRD/GBO/ALT/IND)**  
*(pictured below)*



**Willie Stargell Slugger of the Year**  
**OF Matt Gorski (BRD/GBO/ALT/IND)**

**Kent Tekulve Reliever of the Year**  
 LHP Tyler Samaniego (GBO/ALT)

**Bill Mazerowski Defender of the Year**  
 INF Jared Triolo (ALT)

**Omar Moreno Baserunner of the Year**  
 INF Tsung-Che Cheng (BRD)

**Danny Murtaugh Coach of the Year**  
 Coach Jonathan Prieto (FCL/ALT)

**Manny Sanguillen Teammates of the Year**  
 RHP Luis Ortiz (ALT/IND)  
 INF Jacob Gonzalez (BRD/GBO)

## 2022 TEAM STATISTICS

### BATTING

TEAM	AVG	G	AB	R	H	2B	3B	HR	RBI	SB
Indianapolis (AAA)	.255	149	4949	749	1262	271	44	138	683	157
Altoona (AA)	.248	137	4559	681	1131	250	36	143	623	162
Greensboro (A+)	.246	128	4263	629	1047	187	25	158	589	137
Bradenton (A)	.234	129	4073	589	952	174	36	89	520	208
FCL Pirates (R)	.233	55	1664	282	387	73	17	26	224	59

### PITCHING

TEAM	W-L	ERA	CG	SHO	SV	H	HR	BB	SO	WHIP	AVG
Altoona (AA)	71-66	3.97	0	5	32	1080	129	472	1247	1.30	.240
Bradenton (A)	67-62	4.04	0	10	32	965	96	536	1176	1.37	.235
FCL Pirates (R)	30-25	4.30	0	6	11	366	21	313	519	1.50	.221
Indianapolis (AAA)	<b>74-75</b>	<b>4.58</b>	<b>1</b>	<b>6</b>	<b>33</b>	<b>1197</b>	<b>153</b>	<b>591</b>	<b>1256</b>	<b>1.39</b>	<b>.243</b>
Greensboro (A+)	58-70	5.31	1	5	28	1078	165	609	1193	1.51	.251

ORGANIZATION

2023 INDIANS

IL & OPPONENTS

2022 REVIEW

PIRATES

HISTORY

GENERAL



# 2022 ORGANIZATION BATTING LEADERS

## TEAM BATTING CATEGORY LEADERS

TEAM	PLAYER	AVG (min 2.7 PA/League Game)	TEAM	PLAYER	RBI
Indianapolis	*Ji Hwan Bae	.289	Indianapolis	*Mason Martin	74
Altoona	Jared Triolo	.282	Altoona	*Aaron Shackelford	79
Greensboro	#Endy Rodríguez	.302	Greensboro	Dariel Lopez	58
Bradenton	Jase Bowen	.278	Bradenton	Jase Bowen	66

TEAM	PLAYER	HR	TEAM	PLAYER	SB
Indianapolis	*Mason Martin	19	Indianapolis	*Ji Hwan Bae	30
Altoona	*Aaron Shackelford	26	Altoona	Liover Peguero	28
Greensboro	Dariel Lopez	19	Greensboro	*Sammy Siani	25
Bradenton	Jase Bowen	14	Bradenton	*Tsung-Che Cheng	33

## BATTING TOP 10 (MINIMUM 2.7 PA/TEAM GAME)

PLAYER	TEAM	AVG	G	AB	R	H	2B	3B	HR	RBI	SB
#Rodríguez, Endy	GBO/ALT/IND	.323	125	458	92	148	39	4	25	95	4
Gonzalez, Jacob	BRD/GBO	.305	112	423	55	129	24	1	13	61	2
*Bae, Ji Hwan	IND	.289	108	419	81	121	23	6	8	53	30
Lopez, Dariel	GBO	.286	102	391	58	112	15	1	19	58	6
*Sabol, Blake	ALT/IND	.284	123	447	74	127	26	6	19	75	10
Triolo, Jared	ALT	.282	112	425	66	120	21	5	9	39	24
*Cheng, Tsung-Che	BRD	.270	104	385	79	104	25	7	6	52	33
Peguero, Liover	ALT	.259	121	483	65	125	22	5	10	58	28
Gutierrez, Abraham	GBO	.257	108	377	51	97	22	0	12	56	4
Bowen, Jase	BRD/GBO	.256	125	469	71	120	21	3	17	74	25

## BATTING CATEGORY LEADERS

Home Runs	RBI	Stolen Bases
*Shackelford, Aaron ALT/IND 26	#Rodríguez, Endy GBO/ALT/IND 95	*Cheng, Tsung-Che BRD 33
#Rodríguez, Endy GBO/ALT/IND 25	*Shackelford, Aaron ALT/IND 79	*Bae, Ji Hwan IND 30
Gorski, Matt BRD/GBO/ALT/IND 24	*Sabol, Blake ALT/IND 75	Campana, Sergio BRD 29
Alvarez, Andrés ALT 20	Bowen, Jase BRD/GBO 74	Peguero, Liover ALT 28
Lopez (GBO)/*Martin (IND)/*Sabol (ALT/IND) 19	*Martin, Mason IND 74	Bowen (BRD/GBO)/*Siani (GBO) 25

# 2022 ORGANIZATION PITCHING LEADERS

## TEAM PITCHING CATEGORY LEADERS

TEAM	PLAYER	WINS	TEAM	PLAYER	SO
Indianapolis	Jerad Eickhoff	6	Indianapolis	Oswaldo Bido	122
Altoona	J.C. Flowers	7	Altoona	Luis Ortiz	126
Greensboro	Domingo Gonzalez	9	Greensboro	Jared Jones	142
Bradenton	Joelvis Del Rosario	7	Bradenton	Po-Yu Chen	103

TEAM	PLAYER	ERA (min 0.7ip/Team Game)**	TEAM	PLAYER	SAVES
Indianapolis	Oswaldo Bido	4.53	Indianapolis	Eric Hanhold	10
Altoona	Luis Ortiz	4.64	Altoona	*Tyler Samaniego	10
Greensboro	Nick Garcia	3.66	Greensboro	Cameron Junker	12
Bradenton	Joelvis Del Rosario	3.68	Bradenton	Yunior Thibo	7

## PITCHING TOP 10 (MINIMUM 90.0 IP)

PITCHER	CLUB	W-L	ERA	IP	H	BB	SO
Priester, Quinn	BRD/GBO/ALT/IND	5-5	3.29	90.1	79	30	89
Garcia, Nick	GBO	4-4	3.66	113.0	90	46	109
Del Rosario, Joelvis	BRD	7-4	3.68	93.0	95	25	76
Nicolas, Kyle	ALT	2-4	3.97	90.2	71	47	101
Burrows, Mike	ALT/IND	5-6	4.01	94.1	83	31	111
Meis, Justin	BRD/GBO	7-8	4.11	114.0	97	47	116
Bido, Oswaldo	IND	3-8	4.53	111.1	103	64	122
Ortiz, Luis	ALT/IND	5-9	4.56	124.1	104	38	138
Chen, Po-Yu	BRD	4-8	4.58	98.1	88	36	103
Jones, Jared	GBO	5-7	4.62	122.2	115	51	142

## PITCHING CATEGORY LEADERS

Wins	Saves	Strikeouts
Gonzalez, Domingo GBO/ALT 9	*Samaniego, Tyler GBO/ALT 14	Jones, Jared GBO 142
Toribio, Noe ALT/IND 8	Junker, Cameron GBO/ALT 12	Ortiz, Luis ALT/IND 138
Del Rosario, Joelvis BRD 7	Hanhold, Eric IND 10	Bido, Oswaldo IND 122
Flowers, J.C. ALT 7	Selby, Colin ALT/IND 8	Meis, Justin BRD/GBO 116
Meis, Justin BRD/GBO 7	Thibo, Yunior BRD 7	Burrows (ALT/IND)/Mlodzinski (ALT) 111

KEY: \* = Left-handed hitter/pitcher # = Switch-hitter





MINOR LEAGUE AFFILIATES



Bradenton Marauders

1611 9th Street West

Bradenton, FL 34205

@The\_Marauders

BradentonMarauders.com

Bradenton Marauders

Single-A Florida State League

In 2022...

Affiliate Since: 2010

2022 Record: 67-62 (2nd, FSL West)

Home: LECOM Park

Manager (with team): Jonathan Johnston (3rd)

Pitching Coach: Matt Ford


Hitting Coach: Quentin Brown

Integrated Baseball Performance Coach: Casey Harms

Development Coach: Gustavo Omana

Media Relations: Rebekah Rivette

Contact: Rebekah.Rivette@Pirates.com



Jonathan Johnston

The Marauders finished the season just 2.5 games out of first place in the Florida State League West. They were led by young talent in Jase Bowen and Tsung-Che Cheng, who each ranked in the top five in league batting average, on-base percentage and OPS.

2022 BRADENTON MARAUDERS FINAL STATS

Team Batting Stats and Team Pitching Stats tables with columns for AVG, G, AB, R, H, TB, 2B, 3B, HR, RBI, BB, IBB, SO, SB, CS, OBP, SLG, OPS, PA, SAC, SF, HB, DP, E.

Team Totals and Team Pitching Stats summary table.

KEY: # = Left-handed hitter/pitcher # = Switch-hitter



**HISTORY**

TM

## YEAR-BY-YEAR RESULTS

Year	Affiliate	League	W-L	Pct.	Place	Manager(s)	Playoffs
1887		National League	37-89	.294	8th	Watch Burnham Fred Thomas, Horace Fogel	
1888		National League	50-85	.370	7th	Harry Spence	
1889		National League	59-75	.440	7th	Frank Bancroft, John Glasscock	
1892		Western League	15-37	.288		William Harrington William Sharsig	
1894		Western League	60-64	.484	6th	William Sharsig	
*1895		Western League	79-43	.648	1st	William Watkins	
1896		Western League	78-54	.591	2nd	William Watkins	
*1897		Western League	98-37	.726	1st	William Watkins	
1898		Western League	84-50	.627	2nd	Robert Allen	
*1899		Western League	75-47	.615	1st	Robert Allen	
1900		American League	71-64	.526	3rd	William Watkins	
1901		Western Association	46-24	.657	6th	William Watkins	
<b>Current Franchise (1902-present)</b>							
*1902		American Association	95-44	.681	1st	William Watkins	
1903		American Association	78-61	.657	4th	William Watkins	
1904		American Association	69-85	.448	6th	William Phillips	
1905		American Association	69-83	.454	6th	E.G. Barrow	
1906		American Association	53-96	.356	8th	C.C. Carr	
1907		American Association	73-81	.473	6th	C.C. Carr	
*1908		American Association	92-61	.601	1st	C.C. Carr	
1909		American Association	83-85	.494	4th	C.C. Carr	
1910		American Association	69-96	.418	7th	C.C. Carr	
1911		American Association	78-88	.470	7th	James Burke	
1912		American Association	56-111	.335	8th	James Burke, Charles O'Leary Charles O'Day	
1913		American Association	68-99	.407	8th	M.J. Kelly	
		<i>Federal League</i>	<i>74-45</i>	<i>.625</i>	<i>1st</i>	<i>William Phillips</i>	
1914		American Association	88-77	.533	3rd	Jack Hendricks	
		<i>Federal League</i>	<i>88-65</i>	<i>.575</i>	<i>1st</i>	<i>Bill Phillips</i>	
1915		American Association	81-70	.536	3rd	Jack Hendricks	
1916		American Association	95-71	.572	2nd	Jack Hendricks	
*1917		<b>American Association</b>	<b>90-63</b>	<b>.588</b>	<b>1st</b>	<b>Jack Hendricks</b>	<b>Def. Toronto, 4-1</b>
1918		American Association	41-34	.547	3rd	Napoleon Lajoie	
1919		American Association	85-68	.556	4th	Jack Hendricks	
1920		American Association	83-83	.500	5th	Jack Hendricks	
1921		American Association	83-85	.494	4th	Jack Hendricks	
1922		American Association	87-80	.521	4th	Jack Hendricks	
1923		American Association	72-94	.434	7th	Jack Hendricks	
1924		American Association	92-74	.554	2nd	Donie Bush	
1925		American Association	92-74	.554	2nd	Donie Bush	
1926		American Association	94-71	.570	2nd	Donie Bush	
1927		American Association	70-97	.419	6th	Bruno Betzel	
*1928		<b>American Association</b>	<b>99-68</b>	<b>.593</b>	<b>1st</b>	<b>Bruno Betzel</b>	<b>Def. Rochester, 5-1 (1 tie)</b>
1929		American Association	78-89	.467	4th	Bruno Betzel	
1930		American Association	60-93	.393	8th	John Corriden	
1931		American Association	86-80	.518	3rd	John Corriden, Emmett McCann	
1932		American Association	86-80	.518	5th	Emmett McCann	
1933		American Association	82-72	.532	3rd	Wade Killefer	
1934		American Association	77-75	.507	5th	Wade Killefer	
1935		American Association	85-67	.559	2nd	Wade Killefer	
1936		American Association	79-75	.513	4th	Wade Killefer	Def. St. Paul, 4-1 Lost to Milwaukee, 4-1
1937		American Association	67-85	.441	6th	Wade Killefer	
1938		American Association	80-74	.519	4th	Ray Schalk	Lost to Kansas City, 4-2
1939	Cincinnati	American Association	82-72	.532	3rd	Ray Schalk, Wes Griffin	Def. Kansas City, 4-1 Lost to Louisville, 4-1
1940	Cincinnati	American Association	62-84	.425	6th	Wes Griffin, Jewell Ens	
1941	Cincinnati	American Association	65-88	.425	6th	Wade Killefer	
1942		American Association	76-78	.494	6th	Charles Hartnett	
1943		American Association	85-67	.559	2nd	Donie Bush	Def. Toledo, 3-2 Lost to Columbus, 3-0
1944	Boston (NL)	American Association	57-93	.380	6th	Donie Bush, Bernard Kelly	
1945	Boston (NL)	American Association	90-63	.592	2nd	William Burwell	Lost to St. Paul, 4-2
1946	Boston (NL)	American Association	88-65	.575	2nd	William Burwell	Def. Minneapolis, 4-3 Lost to Louisville, 4-0

## YEAR-BY-YEAR RESULTS

Year	Affiliate	League	W-L	Pct.	Place	Manager(s)	Playoffs
1947	Pittsburgh	American Association	74-79	.484	6th	James Brown	
*1948	Pittsburgh	American Association	100-54	.649	1st	Al López	Lost to St. Paul, 4-2
1949	Pittsburgh	American Association	93-61	.604	2nd	Al López	Def. Minneapolis, 4-3 Def. Milwaukee, 4-2 Def. Montreal, 4-2
1950	Pittsburgh	American Association	85-67	.559	2nd	Al López	Def. St. Paul, 4-0 Lost to Columbus, 4-3
1951	Pittsburgh	American Association	68-84	.447	7th	Don Gutteridge	
1952	Cleveland	American Association	75-79	.487	6th	Eugene DeSautels	
1953	Cleveland	American Association	82-72	.532	4th	George Tebbetts	Lost to Kansas City, 4-2
*1954	Cleveland	American Association	95-57	.625	1st	Kerby Farrell	Def. Minneapolis, 4-2 Lost to Louisville, 4-1
1955	Cleveland	American Association	67-86	.438	7th	Kerby Farrell	
*1956	Cleveland	American Association	92-62	.597	1st	Kerby Farrell	Def. Minneapolis, 4-3 Def. Denver, 4-0 Def. Rochester, 4-0
1957	Chicago (AL)	American Association	74-80	.481	6th	Andy Cohen	
1958	Chicago (AL)	American Association	72-82	.468	6th	Walker Cooper	
1959	Chicago (AL)	American Association	86-76	.531	3rd	Walker Cooper	
1960	Philadelphia	American Association	65-89	.422	7th	John Hutchings, Ted Beard	
*1961	Cincinnati	American Association	86-64	.573	1st	Ellis (Cot) Deal	Lost to Houston, 4-1
*1962	Chicago (AL)	American Association	89-58	.605	1st	Luke Appling	Lost to Louisville, 3-0
*1963	Chicago (AL)	International League	86-67	.562	1st	Rollie Hemsley	Def. Atlanta, 1-0 (Southern Division Title) Def. Syracuse, 4-1 Def. Atlanta, 4-1
1964	Chicago (AL)	Pacific Coast League	89-69	.563	2nd	Les Moss	
1965	Chicago (AL)	Pacific Coast League	70-78	.473	4th	George Noga	
1966	Chicago (AL)	Pacific Coast League	80-68	.541	3rd	Les Moss	
1967	Chicago (AL)	Pacific Coast League	76-71	.517	2nd	Don Gutteridge	
1968	Cincinnati	Pacific Coast League	66-78	.458	5th	Don Zimmer	
1969	Cincinnati	American Association	74-66	.529	3rd	Vern Rapp	
1970	Cincinnati	American Association	71-69	.507	3rd	Vern Rapp	
1971	Cincinnati	American Association	84-55	.604	1st	Vern Rapp	Lost to Denver, 4-3
1972	Cincinnati	American Association	61-79	.436	4th	Vern Rapp	
1973	Cincinnati	American Association	74-62	.544	2nd	Vern Rapp	
1974	Cincinnati	American Association	78-57	.578	1st	Vern Rapp	Lost to Tulsa, 4-3
1975	Cincinnati	American Association	71-64	.526	2nd	Vern Rapp	
1976	Cincinnati	American Association	62-73	.459	3rd	Jim Snyder	
1977	Cincinnati	American Association	72-64	.529	2nd	Roy Majtyka	
1978	Cincinnati	American Association	78-57	.578	1st	Roy Majtyka	Lost to Omaha, 4-1
1979	Cincinnati	American Association	67-69	.493	4th	Roy Majtyka	
1980	Cincinnati	American Association	58-77	.430	4th	Jim Beauchamp	
1981	Cincinnati	American Association	62-74	.456	3rd	Jim Beauchamp	
1982	Cincinnati	American Association	75-61	.551	1st	George Scherger	Def. Omaha, 4-2
1983	Cincinnati	American Association	64-72	.471	3rd	Roy Hartsfield	
*1984	Montreal	American Association	91-63	.591	1st	Bob (Buck) Rodgers	Lost to Louisville, 4-2
1985	Montreal	American Association	61-81	.430	4th	Felipe Alou	
1986	Montreal	American Association	80-62	.563	1st	Joe Sparks	Def. Denver, 4-3
1987	Montreal	American Association	74-64	.536	3rd	Joe Sparks	Def. Louisville, 3-2 Def. Denver, 4-1
1988	Montreal	American Association	89-53	.627	1st	Joe Sparks	Def. Omaha, 3-1 Def. Rochester, 4-2 Def. Omaha, 3-2 Def. Richmond, 4-0
1989	Montreal	American Association	87-59	.596	1st	Tom Runnells	
1990	Montreal	American Association	61-85	.418	4th	Tim Johnson	
1991	Montreal	American Association	75-68	.528	2nd	Jerry Manuel, Pat Kelly	
1992	Montreal	American Association	83-61	.576	2nd	Pat Kelly	
1993	Cincinnati	American Association	66-77	.462	4th	Marc Bombard	
1994	Cincinnati	American Association	86-57	.601	1st	Marc Bombard	Def. Louisville, 3-0 Def. Nashville, 3-1
*1995	Cincinnati	American Association	88-56	.611	1st	Marc Bombard	Lost to Louisville, 3-0
1996	Cincinnati	American Association	78-66	.542	2nd	Dave Miley	Def. Buffalo, 3-2 Lost to OKC, 3-1 Lost to Buffalo, 3-2
1997	Cincinnati	American Association	85-59	.590	2nd	Dave Miley	
1998	Cincinnati	International League	76-67	.531	2nd	Dave Miley	
1999	Cincinnati	International League	75-69	.521	2nd	Dave Miley	

ORGANIZATION

2023 INDIANS

IL & OPPONENTS

2022 REVIEW

PIRATES

HISTORY

GENERAL

**YEAR-BY-YEAR RESULTS**

Year	Affiliate	League	W-L	Pct.	Place	Manager(s)	Playoffs
2000	Milwaukee	International League	81-63	.563	1st	Steve Smith	Def. Durham, 3-2 Def. Scranton/W-B, 3-2 Def. Memphis, 3-1
2001	Milwaukee	International League	66-78	.458	3rd	Wendell Kim	
2002	Milwaukee	International League	67-76	.469	3rd	Ed Romero	
2003	Milwaukee	International League	64-78	.451	4th	Cecil Cooper	
2004	Milwaukee	International League	66-78	.458	3rd	Cecil Cooper	
2005	Pittsburgh	International League	78-66	.542	2nd	Trent Jewett	Def. Buffalo, 3-2 Lost to Toledo, 3-0 Lost to Toledo, 1-0 (West Division Title)
2006	Pittsburgh	International League	76-66	.535	T-1st	Trent Jewett	
2007	Pittsburgh	International League	70-73	.490	3rd	Trent Jewett	
2008	Pittsburgh	International League	68-76	.472	4th	Trent Jewett	
2009	Pittsburgh	International League	70-73	.490	3rd	Frank Kremblas	
2010	Pittsburgh	International League	71-73	.493	3rd	Frank Kremblas	
2011	Pittsburgh	International League	76-68	.528	2nd	Dean Treanor	
2012	Pittsburgh	International League	89-55	.618	1st	Dean Treanor	Lost to Charlotte, 3-1
2013	Pittsburgh	International League	80-64	.556	1st	Dean Treanor	Lost to Durham, 3-0
2014	Pittsburgh	International League	73-71	.507	2nd	Dean Treanor	
2015	Pittsburgh	International League	83-61	.576	T-1st	Dean Treanor	Lost season series to COL, 11-10 (West Division Title) Def. Scranton/W-B, 3-0 Lost to Columbus, 3-2
2016	Pittsburgh	International League	70-74	.486	3rd	Dean Treanor	
2017	Pittsburgh	International League	79-63	.556	1st	Andy Barket	Lost to Durham, 3-1
2018	Pittsburgh	International League	73-67	.521	T-2nd	Brian Esposito	
2019	Pittsburgh	International League	66-74	.471	T-2nd	Brian Esposito	
2020			Did not play – COVID-19 pandemic				
2021	Pittsburgh	Triple-A East	61-67	.477	4th	Brian Esposito	
2022	Pittsburgh	International League	74-75	.497	T-4th	Miguel Perez	

**Bold indicates Postseason Champion**  
\* League Pennant (non-divisional)

**INDIANAPOLIS ALL-TIME RECORDS**

	Wins	Losses	Pct.
Regular Season -- 1887-1901	752	669	.529
Regular Season -- 1902-2022	9,197	8,665	.515
Playoffs	146	130	.529
<b>Totals</b>	<b>10,095</b>	<b>9,464</b>	<b>.516</b>

**INDIANAPOLIS ALL-TIME RECORDS BY LEAGUE**

	Wins	Losses	Pct.
National League -- 1887-89	146	249	.370
Western League -- 1892, 1894-99	489	332	.596
American League -- 1900	71	64	.526
Western Association -- 1901	46	24	.657
American Association -- 1902-62, 1969-97	6,978	6,559	.515
<b>International League -- 1963, 1998-2019, 2022-</b>	<b>1,777</b>	<b>1,675</b>	<b>.515</b>
Pacific Coast League -- 1964-68	381	364	.511
Triple-A East -- 2021	61	67	.477
American Association Playoffs	94	99	.487
Governors' Cup Playoffs	24	24	.500
Little World Series (1917, 1928)	9	2	.818
Junior World Series (1949, 1956)	8	2	.800
Triple-A Classic (1988, 1989)	8	2	.800
Las Vegas Triple-A World Series (2000)	3	1	.750

**INDIANAPOLIS ALL-TIME REGULAR-SEASON RECORD BY AFFILIATE**

	Wins	Losses	Pct.
No Affiliate -- 1887-1901	752	669	.529
No Affiliate -- 1902-38, 1942-43	3,076	3,034	.503
Cincinnati -- 1939-41, 1961, 1968-83, 1993-99	1,966	1,836	.517
Boston (NL) -- 1944-46	235	221	.515
<b>Pittsburgh -- 1947-51, 2005-Present</b>	<b>1,677</b>	<b>1,511</b>	<b>.526</b>
Cleveland -- 1952-56	411	356	.536
Chicago (AL) -- 1957-59, 1962-67	722	649	.527
Philadelphia -- 1960	65	89	.422
Montreal -- 1984-92	701	596	.540
Milwaukee -- 2000-04	344	373	.480



## INDIANS MOST VALUABLE PLAYER AWARDS

Year	Player	Position	Year	Player	Position
1943	<b>Stewart Hofferth</b>	<b>C</b>	1982	Gary Redus	OF
1944	Wayne Blackburn	OF	1983	Dallas Williams	OF
1945	<b>Stan Wentzel</b>	<b>OF</b>	1984	Razor Shines	1B
1946	*Sibby Sisti	SS	1985	Andres Galarraga	1B
1947	Roy Weatherly	OF	1986	Casey Candaele	2B
1948	<b>Les Fleming</b>	<b>1B</b>	1987	Dallas Williams	OF
1949	<b>Nanny Fernandez</b>	<b>3B</b>	1988	Billy Moore	OF
1950	Danny O'Connell	SS	1989	Junior Noboa	2B
1951	John Merson	2B	1990	Scott Anderson	RHP
1952	Dave Pope	OF	1991	John Vander Wal	OF
1953	Wally Post	OF	1992	F.P. Santangelo	INF/OF
1954	* <b>Herb Score</b>	<b>LHP</b>	1993	Scott Ruskin	LHP
1955	Billy Harrell	INF	1994	Doug Jennings	OF
1956	Larry Raines	INF	1995	<b>Eric Owens</b>	<b>2B</b>
1957	Ron Jackson	1B	1996	Eduardo Perez	3B
1958	John Callison	OF	1997	Aaron Boone	3B
1959	Joe Hicks	OF	1998	<b>Roberto Petagine</b>	<b>1B</b>
1960	Larry Raines	OF	1999	D.T. Cromer	1B
1961	<b>Cliff Cook</b>	<b>3B</b>	2000	Bob Scanlan	RHP
1962	Tom McCraw	1B	2001	Marco Scutaro	2B
1963	* <b>Don Buford</b>	<b>3B</b>	2002	Jim Rushford	OF
1964	Ken Berry	CF	2003	Pete Zoccolillo	OF
1965	Lee Elia	SS	2004	Ben Hendrickson	RHP
1966	Dick Kenworthy	3B	2005	Cesar Crespo	INF/OF
	<b>Duane Josephson</b>	<b>C</b>	2006	Carlos Maldonado	C
1967	Jim Hicks	1B/OF	2007	Brian Bixler	INF
1968	Hal McRae	2B	2008	Neil Walker	3B
1969	<b>Bernie Carbo</b>	<b>OF</b>	2009	Daniel McCutchen	RHP
1970	Ross Grimsley	LHP	2010	Brandon Moss	OF
1971	Pedro Borbon	RHP	2011	Matt Hague	INF
	Bill Plummer	C	2012	Rick VandenHurk	RHP
1972	Roe Skidmore	1B	2013	Matt Hague	INF
1973	Ken Griffey	OF	2014	Gregory Polanco	OF
1974	Tom Spencer	OF	2015	Blake Wood	RHP
1975	Joe Henderson	RHP	2016	Trevor Williams	RHP
1976	Dave Revering	1B	2017	Christopher Bostick	OF
1977	Dave Revering	1B	2018	Kevin Newman	INF
1978	* <b>Champ Summers</b>	<b>OF</b>	2019	Jake Elmore	INF/OF
1979	Ron Oester	SS	2021	Christian Bethancourt	C/1B
1980	Geoff Combe	RHP	2022	Ji Hwan Bae	INF/OF
1981	Dave Van Gorder	C			

**Bold indicates League MVP**

\* The Sporting News Minor League MVP (awarded annually from 1936-2005)

## INDIANS ALUMNI TO WIN NL/AL MVP, ROY & CY YOUNG AWARDS

Year	Player (Years with Indians)	Position	Team	Award
1935	Gabby Hartnett (1942 manager)	C	CHC	NL MVP
1955	Herb Score (1952, 1954, 1962-63)	LHP	CLE	AL ROY
1960	Roger Maris (1956)	OF	NYV	AL MVP
1961	Roger Maris (1956)	OF	NYV	AL MVP
1963	Gary Peters (1959, 1962)	LHP	CWS	AL ROY
1966	Tommie Agee (1965)	CF	CWS	AL ROY
1969	Mike Cuellar (1961)	LHP	BAL	AL Cy Young
1969	Harmon Killebrew (1958)	1B/3B	MIN	AL MVP
1976	Pat Zachry (1974-75)	RHP	CIN	NL ROY
1977	George Foster (1973)	LF	CIN	NL MVP
1985	Vince Coleman (1996)	LF	STL	NL ROY
1988	Frank Viola (1995)	LHP	MIN	AL Cy Young
1988	Chris Sabo (1996)	3B	CIN	NL ROY
1989	Gregg Olson (1996)	RHP	BAL	AL ROY
1995	Randy Johnson (1988-89)	LHP	SEA	AL Cy Young
1997	Larry Walker (1989)	RF	COL	NL MVP
1999	Randy Johnson (1988-89)	LHP	ARI	NL Cy Young
1999	Scott Williamson (1998)	RHP	CIN	NL ROY
2000	Randy Johnson (1988-89)	LHP	ARI	NL Cy Young
2001	Randy Johnson (1988-89)	LHP	ARI	NL Cy Young
2002	Randy Johnson (1988-89)	LHP	ARI	NL Cy Young
2013	Andrew McCutchen (2007-09)	CF	PIT	NL MVP

## INDIANAPOLIS INDIANS IN THE HALL OF FAME

Year	Player/Mgr. (Years with Indians)	Year	Player/Mgr. (Years with Indians)
1937	Napoleon Lajoie (1918)	1974	Raymond Schalk (1938-39)
1949	Mordecai "Three-Finger" Brown (1919)	1977	Al López (1948-50)
1955	Charles "Gabby" Hartnett (1942)	1984	Harmon Killebrew (1958)
1957	Joseph McCarthy (1911)	2003	Bob Uecker (1960)
1962	*Bill McKechnie (1914 Federal League)	2015	Randy Johnson (1988-89)
1964	Luke Appling (1962)	2020	Larry Walker (1989)
1971	Richard Marquard (1908)	2022	Minnie Miñoso (1964)

\* Played for the Indianapolis Hoosiers

## YEARLY BATTING LEADERS

### 1887

AVG:	Jerry Denny	.324
H:	Jerry Denny	165
2B:	Jerry Denny	34
3B:	Otto Shomberg	16
HR:	Jerry Denny	11
RBI:	Jerry Denny	97
TB:	Jerry Denny	256
R:	Emmett Seery	104
SB:	John Glasscock	62
BB:	Emmett Seery	71

### 1892

AVG:	Thomas Letcher	.296
H:	Thomas Letcher	68
2B:	William O'Brien	17
3B:	C. Frank Genins	3
HR:	William O'Brien	6
RBI:	N/A	
TB:	William O'Brien	94
R:	Thomas Letcher	38
SB:	Thomas Letcher	16
BB:	N/A	

### 1896

AVG:	John McCarthy	.369
H:	John McCarthy	209
2B:	John McCarthy	41
3B:	George Hogriever	22
HR:	John McCarthy	7
RBI:	N/A	
TB:	John McCarthy	305
R:	George Hogriever	137
SB:	George Hogriever	40
BB:	N/A	

### 1899

AVG:	Herm McFarland	.330
H:	Herm McFarland	153
2B:	Herm McFarland	28
3B:	Herm McFarland	17
HR:	Asa Stewart	3
RBI:	N/A	
TB:	Herm McFarland	221
R:	George Hogriever	112
SB:	George Hogriever	41
BB:	N/A	

### 1902 (Current Franchise)

AVG:	George Kihm	.296
H:	Peter O'Brien	165
2B:	George Kihm	36
3B:	George Hogriever	13
HR:	George Kihm	5
RBI:	N/A	
TB:	George Kihm	225
R:	George Hogriever	124
SB:	William Fox	49
BB:	N/A	

### 1905

AVG:	Thomas McCreery	.303
H:	Thomas McCreery	166
2B:	John Farrell/McCreery	19
3B:	Thomas McCreery	14
HR:	John Thoney	6
RBI:	N/A	
TB:	Thomas McCreery	222
R:	Thomas McCreery	83
SB:	John Thoney	27
BB:	N/A	

### 1888

AVG:	Paul Hines	.281
H:	Paul Hines	144
2B:	Jerry Denny	27
3B:	Emmett Seery	10
HR:	Jerry Denny	12
RBI:	Jerry Denny	63
TB:	Jerry Denny	214
R:	Jerry Denny	92
SB:	Emmett Seery	80
BB:	Emmett Seery	64

### 1894

AVG:	Frank Motz	.395
H:	William Gray	165
2B:	William Gray	22
3B:	John McCarthy	24
HR:	Frank Motz	15
RBI:	N/A	
TB:	Frank Motz	255
R:	Frank Motz	127
SB:	George Henry	25
BB:	N/A	

### 1897

AVG:	Herm McFarland	.354
H:	Herm McFarland	190
2B:	Hogriever/Asa Stewart	29
3B:	Herm McFarland	25
HR:	William Gray	19
RBI:	N/A	
TB:	<b>Herm McFarland</b>	<b>302</b>
R:	George Hogriever	158
SB:	George Hogriever	72
BB:	N/A	

### 1900

AVG:	George Magoon	.310
H:	George Magoon	139
2B:	Ralph "Socks" Seybold	27
3B:	Tully Hartsel	13
HR:	<b>Ralph Seybold</b>	<b>9</b>
RBI:	N/A	
TB:	Ralph "Socks" Seybold	201
R:	George Hogriever	116
SB:	George Hogriever	46
BB:	N/A	

### 1903

AVG:	George Kihm	.320
H:	George Hogriever	149
2B:	George Kihm	28
3B:	Michael Heydon/Kihm	12
HR:	James Jones	6
RBI:	N/A	
TB:	George Kihm	209
R:	William Fox	98
SB:	William Fox	52
BB:	N/A	

### 1906

AVG:	Charles Carr	.312
H:	Charles Carr	137
2B:	Charles Carr	28
3B:	Charles Carr	10
HR:	Charles Carr	4
RBI:	N/A	
TB:	Charles Carr	197
R:	John Dunleavy	59
SB:	Otto Williams	22
BB:	N/A	

### 1889

AVG:	John Glasscock	.352
H:	John Glasscock	205
2B:	John Glasscock	40
3B:	Emmett Seery	12
HR:	Jerry Denny	18
RBI:	Jerry Denny	112
TB:	John Glasscock	272
R:	John Glasscock	128
SB:	John Glasscock	57
BB:	Emmett Seery	67

### 1895

AVG:	McCarthy/Motz	.420
H:	John McCarthy	219
2B:	Edward McFarland	43
3B:	John Newell	20
HR:	Frank Motz	19
RBI:	N/A	
TB:	John McCarthy	323
R:	Frank Motz	162
SB:	<b>Martin Hogan</b>	<b>73</b>
BB:	N/A	

### 1898

AVG:	Frank Motz	.301
H:	Frank Motz	138
2B:	Hogriever/Motz	15
3B:	Frank Motz	15
HR:	Herm McFarland	7
RBI:	N/A	
TB:	Frank Motz	186
R:	George Hogriever	115
SB:	George Hogriever	46
BB:	N/A	

### 1901

AVG:	Michael Kelley	.349
H:	Michael Kelley	101
2B:	Michael Kelley	17
3B:	Michael Kelley	9
HR:	Michael Heydon	4
RBI:	N/A	
TB:	Frank Donnelly	162
R:	Michael Kelley	63
SB:	William Fox	40
BB:	N/A	

### 1904

AVG:	John Carr	.305
H:	Thomas McCreery	185
2B:	Edward Swander	29
3B:	Thomas McCreery	19
HR:	Thomas McCreery	9
RBI:	N/A	
TB:	Thomas McCreery	270
R:	Thomas McCreery	91
SB:	John Carr	24
BB:	N/A	

### 1907

AVG:	Charles Carr	.315
H:	Charles Carr	164
2B:	Charles Carr	25
3B:	John Himes	12
HR:	Arthur Coulter	5
RBI:	N/A	
TB:	Charles Carr	218
R:	Arthur Coulter	85
SB:	James Cook/Coulter	25
BB:	N/A	

BB not recorded prior to 1914 (exception in NL, 1887-89)

RBI not recorded prior to 1920 (exception in NL, 1887-89)

## YEARLY BATTING LEADERS

### 1908

AVG:	John Hayden	.316
H:	John Hayden	186
2B:	Charles Carr	31
3B:	John Hayden	18
HR:	Charles Carr	8
RBI:	N/A	
TB:	John Hayden	268
R:	Owen "Donie" Bush	99
SB:	Otto Williams	38
BB:	N/A	

### 1911

AVG:	Benjamin Houser	.331
H:	Orville Woodruff	179
2B:	Orville Woodruff	28
3B:	Daniel Hoffman	12
HR:	Daniel Hoffman	4
RBI:	N/A	
TB:	Orville Woodruff	225
R:	Orville Woodruff	98
SB:	Orville Woodruff	21
BB:	N/A	

### 1914

AVG:	Tom Griffith	.340
H:	Benjamin "Frank" Metz	184
2B:	Tom Griffith	26
3B:	Tom Griffith	18
HR:	James Galloway/Metz	4
RBI:	N/A	
TB:	Tom Griffith	241
R:	Benjamin "Frank" Metz	99
SB:	Herman Bronkie	35
BB:	Willis Cole	100

### 1917

AVG:	Steve Yerkes	.282
H:	Steve Yerkes	155
2B:	Steve Yerkes	28
3B:	Albert Wickland	17
HR:	Albert Wickland	9
RBI:	N/A	
TB:	Steve Yerkes	208
R:	Albert Wickland	79
SB:	Albert Dolan	37
BB:	Albert Wickland	87

### 1920

AVG:	Walter Rehg	.315
H:	Walter Rehg	200
2B:	Walter Rehg	36
3B:	Clarence Covington	15
HR:	Edward Zwilling	12
RBI:	Edward Zwilling	84
TB:	Walter Rehg	267
R:	Walter Rehg	104
SB:	Alex "Duke" Reilly	32
BB:	Clarence Covington	92

### 1923

AVG:	Edward Brown	.361
H:	Edward Brown	224
2B:	Edward Brown	37
3B:	Edward Brown	19
HR:	Ernie Krueger	17
RBI:	Edward Brown	104
TB:	Edward Brown	323
R:	Lloyd Christenbury	131
SB:	Walter Rehg/Edward Sicking	28
BB:	Lloyd Christenbury	72

### 1909

AVG:	Charles Carr	.279
H:	John Hayden	178
2B:	John Hayden	39
3B:	John Hayden	9
HR:	Charles Carr	5
RBI:	N/A	
TB:	John Hayden	238
R:	Chester Chadbourne	79
SB:	James Burke	27
BB:	N/A	

### 1912

AVG:	William Ingerton	.301
H:	William Ingerton	154
2B:	William Ingerton	27
3B:	William Ingerton	12
HR:	Robert Veach	4
RBI:	N/A	
TB:	William Ingerton	208
R:	Orville Woodruff	76
SB:	Orville Woodruff	27
BB:	N/A	

### 1915

AVG:	Joe Kelly	.300
H:	Tom McMillan	167
2B:	Benjamin "Frank" Metz	22
3B:	Tom McMillan	10
HR:	Hank Butcher/Metz	3
RBI:	N/A	
TB:	McMillan/Metz	205
R:	Joe Kelly	107
SB:	Joe Kelly	61
BB:	Benjamin "Frank" Metz	82

### 1918

AVG:	Nap Lajoie	.282
H:	Herman Bronkie/Nap Lajoie	82
2B:	Edward Zwilling	14
3B:	Edward Zwilling	5
HR:	Lajoie/Zwilling	2
RBI:	N/A	
TB:	Nap Lajoie	104
R:	Edward Zwilling	45
SB:	Herman Bronkie	13
BB:	Edward Zwilling	61

### 1921

AVG:	Ralph Shinner	.346
H:	Ralph Shinner	236
2B:	Ralph Shinner	50
3B:	Ralph Shinner	26
HR:	Ralph Shinner	13
RBI:	Walter Rehg	117
TB:	Ralph Shinner	377
R:	Ralph Shinner	138
SB:	Doug Baird	72
BB:	Clarence Covington	98

### 1924

AVG:	Ernie Krueger	.339
H:	Edward Sicking	209
2B:	Ernie Krueger	45
3B:	Lloyd Christenbury	13
HR:	Ernie Krueger	17
RBI:	Ernie Krueger	128
TB:	Ernie Krueger	311
R:	Edward Sicking	115
SB:	Krueger/Walter Rehg	16
BB:	Lloyd Christenbury	74

### 1910

AVG:	John Hayden	.278
H:	Charles Carr	153
2B:	John Hayden	25
3B:	John Hayden	10
HR:	Charles Carr	4
RBI:	N/A	
TB:	John Hayden	200
R:	Charles Carr	63
SB:	Frank Delahanty/Otto Williams	26
BB:	N/A	

### 1913

AVG:	Alex "Duke" Reilly	.337
H:	Alex "Duke" Reilly	157
2B:	Karl Crandall	24
3B:	Martin Krug	13
HR:	Benjamin "Frank" Metz	6
RBI:	N/A	
TB:	Benjamin "Frank" Metz	220
R:	Harry Niles	85
SB:	Alex "Duke" Reilly	47
BB:	N/A	

### 1916

AVG:	Alex "Duke" Reilly	.292
H:	John Leary	195
2B:	John Leary	32
3B:	Albert Dolan/Wickland	14
HR:	Albert Wickland	4
RBI:	N/A	
TB:	John Leary	258
R:	Herman Bronkie	101
SB:	Herman Bronkie	45
BB:	Karl Crandall	96

### 1919

AVG:	Oliver O'Mara	.340
H:	Oliver O'Mara	185
2B:	Walter Rehg	33
3B:	Clarence Covington	13
HR:	Edward Zwilling	9
RBI:	N/A	
TB:	Oliver O'Mara	231
R:	Edward Zwilling	90
SB:	Alex "Duke" Reilly	44
BB:	Covington/Zwilling	72

### 1922

AVG:	Edward Brown	.338
H:	Edward Brown	214
2B:	Edward Brown	44
3B:	Baird/Brown/Rehg/Schreiber	16
HR:	Ernie Krueger	17
RBI:	Edward Brown	133
TB:	Edward Brown	326
R:	Brown/Sicking	110
SB:	Doug Baird	29
BB:	Doug Baird	88

### 1925

AVG:	Edward Sicking	.316
H:	Henry Schreiber	191
2B:	Riggs Stephenson	34
3B:	Schmandt/Schreiber	13
HR:	Horace Allen	17
RBI:	Henry Schreiber	103
TB:	Henry Schreiber	256
R:	Elmer Yoter	86
SB:	Wid Matthews	30
BB:	Raymond Schmandt	51

BB not recorded prior to 1914 (exception in NL, 1887-89)

RBI not recorded prior to 1920 (exception in NL, 1887-89)

## YEARLY BATTING LEADERS

### 1926

AVG:	Walter Holke	.309
H:	Wid Matthews	191
2B:	Edward Sicking	27
3B:	Elmer Yoter	12
HR:	A.E. "Reb" Russell	14
RBI:	Walter Holke	97
TB:	Elmer Yoter	232
R:	Wid Matthews	104
SB:	Wid Matthews	23
BB:	Elmer Yoter	64

### 1927

AVG:	A.E. "Reb" Russell	.385
H:	Walter Holke	198
2B:	A.E. "Reb" Russell	34
3B:	Walter Holke	13
HR:	Paul Florence	14
RBI:	Walter Holke	98
TB:	Walter Holke	268
R:	Wid Matthews	100
SB:	Wid Matthews	35
BB:	Wid Matthews	77

### 1928

AVG:	Herman Layne	.347
H:	Fred Haney	208
2B:	Fred Haney	38
3B:	Haney/Wid Matthews	16
HR:	A.E. "Reb" Russell	17
RBI:	Harold Warstler	88
TB:	Fred Haney	287
R:	Fred Haney	115
SB:	Fred Haney	43
BB:	Harold Warstler	53

### 1929

AVG:	Layne/Joseph Sprinz	.307
H:	Peter Monahan	188
2B:	Herman Layne	41
3B:	Clyde Barnhart	12
HR:	Clyde Barnhart	16
RBI:	Clyde Barnhart	109
TB:	Clyde Barnhart	270
R:	Layne/Monahan	107
SB:	Herman Layne	23
BB:	Clyde Barnhart	64

### 1930

AVG:	Mervin Connolly	.338
H:	Clarence "Dutch" Hoffman	176
2B:	Mervin Connolly	33
3B:	Harold Warstler	9
HR:	Clyde Barnhart	13
RBI:	Clarence "Dutch" Hoffman	97
TB:	Clarence "Dutch" Hoffman	255
R:	Clarence "Dutch" Hoffman	94
SB:	William Narleski	11
BB:	Clyde Barnhart	50

### 1931

AVG:	Len Koenecke	.353
H:	Len Koenecke	224
2B:	Francis Sigafoos	30
3B:	Len Koenecke	19
HR:	Len Koenecke	24
RBI:	Len Koenecke	131
TB:	Len Koenecke	357
R:	Len Koenecke	141
SB:	Len Koenecke	13
BB:	Curtis Walker	88

### 1932

AVG:	Harry Rosenberg	.318
H:	Francis Sigafoos	199
2B:	Sigafoos/Taitt	29
3B:	Ernest Wingard	15
HR:	Ernest Wingard	13
RBI:	Doug Taitt	89
TB:	Francis Sigafoos	280
R:	Francis Sigafoos	105
SB:	Francis Sigafoos	14
BB:	N/A	

### 1933

AVG:	Francis Sigafoos	.370
H:	Francis Sigafoos	235
2B:	Francis Sigafoos	53
3B:	Ernest Wingard	14
HR:	Glenn Chapman	14
RBI:	Francis Sigafoos	126
TB:	Francis Sigafoos	328
R:	Francis Sigafoos	108
SB:	Francis Sigafoos	24
BB:	Ernest Lee	69

### 1934

AVG:	Vernon Washington	.367
H:	Vernon Washington	205
2B:	Vernon Washington	40
3B:	Vernon Washington	13
HR:	Vernon Washington	16
RBI:	Vernon Washington	120
TB:	Vernon Washington	319
R:	Vernon Washington	104
SB:	Ernest Lee	22
BB:	Ernest Lee	76

### 1935

AVG:	John Cooney	.371
H:	John Cooney	224
2B:	John Cooney	37
3B:	John Stoneham	10
HR:	Minor Heath	20
RBI:	Riggs Stephenson	107
TB:	John Cooney	284
R:	Minor Heath	115
SB:	Vincent Sherlock	23
BB:	Minor Heath	127

### 1936

AVG:	Oscar Eckhardt	.353
H:	Fred Berger	201
2B:	Fred Berger	37
3B:	Robert Fausett	15
HR:	Fred Berger	17
RBI:	Fred Berger	106
TB:	Fred Berger	315
R:	Robert Fausett	101
SB:	Vincent Sherlock	25
BB:	Otto Bluege	63

### 1937

AVG:	Oscar "Ox" Eckhardt	.341
H:	Oscar "Ox" Eckhardt	201
2B:	Dan Taylor	28
3B:	Archie/Eckhardt/V. Sherlock	8
HR:	George Archie/Fred Berger	11
RBI:	Dan Taylor	98
TB:	Oscar "Ox" Eckhardt	258
R:	George Archie	106
SB:	Robert Fausett	18
BB:	Dan Taylor	73

### 1938

AVG:	Robert Fausett	.339
H:	Glenn Chapman	175
2B:	Robert Latschaw	38
3B:	Robert Fausett	11
HR:	Robert Latschaw	11
RBI:	Glenn Chapman	103
TB:	Glenn Chapman	235
R:	Glenn Chapman	93
SB:	Robert Fausett	28
BB:	Robert Latschaw	56

### 1939

AVG:	Milton Galatzer	.325
H:	Myron "Mike" McCormick	174
2B:	Myron "Mike" McCormick	33
3B:	Don Lang	12
HR:	Don Lang	13
RBI:	Jesse Newman	87
TB:	Myron "Mike" McCormick	231
R:	Myron "Mike" McCormick	100
SB:	Myron "Mike" McCormick	15
BB:	Don Lang	67

### 1940

AVG:	Milton Galatzer	.336
H:	Milton Galatzer	191
2B:	Benedict Zientara	28
3B:	Milton Galatzer	9
HR:	G. Brack/D. Lang/R. West	7
RBI:	Benedict Zientara	63
TB:	Milton Galatzer	239
R:	Milton Galatzer	98
SB:	Allen Hunt	13
BB:	Milton Galatzer	81

### 1941

AVG:	Wayne Blackburn	.313
H:	Benedict Zientara	160
2B:	Benedict Zientara	34
3B:	Joe Bestudik/Zientara	10
HR:	Allen Hunt/Kermit Lewis	4
RBI:	Benedict Zientara	64
TB:	Benedict Zientara	220
R:	Wayne Blackburn	79
SB:	Wayne Blackburn	16
BB:	Wayne Blackburn	71

### 1942

AVG:	Joe Bestudik	.326
H:	Joe Bestudik	185
2B:	Joe Bestudik	37
3B:	John McCarthy	13
HR:	John McCarthy	17
RBI:	John McCarthy	113
TB:	John McCarthy	287
R:	John McCarthy	103
SB:	Wayne Blackburn	14
BB:	Wayne Blackburn	102

### 1943

AVG:	Gilbert English	.322
H:	Gilbert English	175
2B:	Stewart Hofferth	31
3B:	Edwin Morgan/Fred Vaughn	12
HR:	Morgan/Vaughn	9
RBI:	English/Hofferth	83
TB:	Gilbert English	216
R:	Wayne Blackburn	114
SB:	Wayne Blackburn	10
BB:	Wayne Blackburn	95

## YEARLY BATTING LEADERS

### 1944

AVG:	Wayne Blackburn	.336
H:	Wayne Blackburn	180
2B:	Wayne Blackburn	23
3B:	Chester Clemens	10
HR:	Gilbert English	4
RBI:	Wayne Blackburn	65
TB:	Wayne Blackburn	220
R:	Wayne Blackburn	104
SB:	Wayne Blackburn	25
BB:	Wayne Blackburn	99

### 1947

AVG:	Roy Weatherly	.304
H:	Cyril "Butch" Moran	157
2B:	Cyril "Butch" Moran	29
3B:	Pete Castiglione	9
HR:	Ben Guintini	16
RBI:	Ernie Andres	84
TB:	Roy Weatherly	236
R:	Cyril "Butch" Moran	80
SB:	Jimmy Brown	6
BB:	Roy Weatherly	52

### 1950

AVG:	Romanus Basgall	.281
H:	Romanus Basgall	130
2B:	Romanus Basgall	29
3B:	Bell/Bockman/Coogan/Fitz Gerald	6
HR:	Frank Kalin	14
RBI:	Mizzell Platt	71
TB:	Romanus Basgall	206
R:	Danny O'Connell	65
SB:	Tom Saffell	11
BB:	Dom Dallessandro	53

### 1953

AVG:	Wally Post	.289
H:	David Pope	172
2B:	David Pope	33
3B:	<b>David Pope</b>	<b>14</b>
HR:	Wally Post	33
RBI:	<b>Wally Post</b>	<b>120</b>
TB:	David Pope	305
R:	David Pope	101
SB:	Joe Macko	10
BB:	David Pope	73

### 1956

AVG:	Larry Raines	.309
H:	Larry Raines	174
2B:	Roger Maris	20
3B:	<b>Larry Raines</b>	<b>14</b>
HR:	David Pope	25
RBI:	Joe Altobelli	81
TB:	Larry Raines	251
R:	Larry Raines	105
SB:	<b>Larry Raines</b>	<b>22</b>
BB:	Ted Beard	71

### 1959

AVG:	Joe Hicks	.314
H:	Joe Hicks	180
2B:	Joe Hicks	29
3B:	Joe Hicks	10
HR:	<b>Ron Jackson</b>	<b>30</b>
RBI:	<b>Ron Jackson</b>	<b>99</b>
TB:	Joe Hicks	262
R:	Joe Hicks	86
SB:	Stan Johnson	16
BB:	Robert Sagers	66

### 1945

AVG:	Stanley Wentzel	.321
H:	Stanley Wentzel	184
2B:	Stanley Wentzel	35
3B:	Stanley Wentzel	11
HR:	Stanley Wentzel	14
RBI:	Stanley Wentzel	103
TB:	Stanley Wentzel	283
R:	Art Parks	104
SB:	Stanley Wentzel	30
BB:	Art Parks	76

### 1948

AVG:	Leslie Fleming	.323
H:	Pete Castiglione	178
2B:	Pete Castiglione	33
3B:	<b>Ted Beard</b>	<b>17</b>
HR:	Leslie Fleming	26
RBI:	<b>Leslie Fleming</b>	<b>143</b>
TB:	Leslie Fleming	288
R:	<b>Ted Beard</b>	<b>131</b>
SB:	<b>Jack Cassini</b>	<b>33</b>
BB:	<b>Ted Beard</b>	<b>128</b>

### 1951

AVG:	John Merson	.295
H:	John Merson	177
2B:	John Merson	36
3B:	Ted Beard	9
HR:	Frank Kalin	18
RBI:	John Merson	94
TB:	John Merson	251
R:	Ted Beard	101
SB:	Ted Beard	17
BB:	Ted Beard	101

### 1954

AVG:	William Harrell	.307
H:	Joe Altobelli	158
2B:	Joe Altobelli	31
3B:	Joe Altobelli	10
HR:	<b>Rocky Colavito</b>	<b>38</b>
RBI:	<b>Rocky Colavito</b>	<b>116</b>
TB:	Rocky Colavito	293
R:	Rocky Colavito	94
SB:	<b>Gale Wade</b>	<b>24</b>
BB:	Rocky Colavito	75

### 1957

AVG:	Ted Beard	.347
H:	Vinicio "Chico" Garcia	177
2B:	Vinicio "Chico" Garcia	30
3B:	Ted Beard	12
HR:	Ron Jackson	21
RBI:	Ron Jackson	102
TB:	Ron Jackson	278
R:	Vinicio "Chico" Garcia	92
SB:	Ted Beard	10
BB:	Ted Beard	68

### 1960

AVG:	Charles Harrington	.310
H:	Larry Raines	149
2B:	Charles Harrington	28
3B:	Ted Beard	7
HR:	James Woods	19
RBI:	James Woods	64
TB:	Larry Raines	224
R:	Larry Raines	78
SB:	Larry Raines	46
BB:	Carlos Bernier	64

### 1946

AVG:	Sebastian "Sibby" Sisti	.343
H:	Sebastian "Sibby" Sisti	203
2B:	Vincent Shupe	44
3B:	Sebastian "Sibby" Sisti	14
HR:	Joe Bestudik	15
RBI:	Joe Bestudik	109
TB:	Sebastian "Sibby" Sisti	282
R:	Sebastian "Sibby" Sisti	99
SB:	Stanley Wentzel	20
BB:	Joe Bestudik	73

### 1949

AVG:	Leslie Fleming	.340
H:	Nanny Fernandez	162
2B:	Leslie Fleming	27
3B:	Ted Beard	16
HR:	Nanny Fernandez	20
RBI:	<b>*Nanny Fernandez</b>	<b>114</b>
TB:	Jack Conway	197
R:	Ted Beard	108
SB:	Ted Beard	23
BB:	<b>Ted Beard</b>	<b>132</b>

### 1952

AVG:	<b>David Pope</b>	<b>.352</b>
H:	David Pope	167
2B:	David Pope	29
3B:	Alphonse Smith	12
HR:	Alphonse Smith	20
RBI:	Milt Nielsen	87
TB:	David Pope	249
R:	Harry Malmberg	85
SB:	Alphonse Smith	10
BB:	Harry Malmberg	82

### 1955

AVG:	Rudy Regalado	.316
H:	Rudy Regalado	172
2B:	Rocky Colavito/William Harrell	30
3B:	William Harrell	8
HR:	Rocky Colavito	30
RBI:	Rocky Colavito	104
TB:	Rocky Colavito	275
R:	William Harrell	99
SB:	William Harrell	7
BB:	Rocky Colavito	84

### 1958

AVG:	John Romano	.291
H:	John Callison	154
2B:	John Romano	29
3B:	John Callison	9
HR:	<b>John Callison</b>	<b>29</b>
RBI:	John Callison	93
TB:	John Callison	282
R:	John Callison	92
SB:	Ted Beard	18
BB:	Ted Beard	82

### 1961

AVG:	Joe Gaines	.315
H:	Hiraldo "Chico" Ruiz	164
2B:	Cliff Cook	33
3B:	Joe Gaines	12
HR:	<b>Cliff Cook</b>	<b>32</b>
RBI:	<b>Cliff Cook</b>	<b>119</b>
TB:	<b>Cliff Cook</b>	<b>303</b>
R:	<b>Cliff Cook</b>	<b>102</b>
SB:	<b>Hiraldo "Chico" Ruiz</b>	<b>44</b>
BB:	Joe Gaines	69

\* Nanny Fernandez led Indy with 114 RBI in 1949; also had 14 RBI with St. Paul to lead the American Association with 128 RBI

## YEARLY BATTING LEADERS

### 1962

<b>AVG:</b>	<b>Tom McCraw</b>	<b>.326</b>
H:	Tom McCraw/Al Weis	171
2B:	Tom McCraw	29
3B:	Al Weis	13
HR:	Jim Koranda/Harry Simpson	19
<b>RBI:</b>	<b>Jim Koranda</b>	<b>103</b>
TB:	Tom McCraw	243
R:	Al Weis	94
<b>SB:</b>	<b>Al Weis</b>	<b>31</b>
BB:	Harry Simpson	77

### 1965

<b>AVG:</b>	<b>Ramon Conde</b>	<b>.337</b>
H:	Richard Kenworthy	160
2B:	Ramon Conde	29
3B:	Richard Kenworthy	7
HR:	Lee Elia	29
<b>RBI:</b>	<b>Lee Elia</b>	<b>75</b>
TB:	Richard Kenworthy	252
R:	Lee Elia	77
<b>SB:</b>	<b>Tommie Agee</b>	<b>15</b>
BB:	Jim Hicks	51

### 1968

<b>AVG:</b>	<b>Hal McRae</b>	<b>.295</b>
H:	Hal McRae	131
2B:	Hal McRae	31
3B:	Hal McRae	11
HR:	Hal McRae	16
<b>RBI:</b>	<b>Hal McRae</b>	<b>65</b>
TB:	Hal McRae	232
R:	Clyde Mashore	83
<b>SB:</b>	<b>Clyde Mashore</b>	<b>29</b>
BB:	Cal Emery	45

### 1971

<b>AVG:</b>	<b>Darrel Chaney</b>	<b>.277</b>
H:	Darrel Chaney	127
2B:	Darrel Chaney	17
3B:	Darrel Chaney	9
HR:	William Plummer	7
<b>RBI:</b>	<b>William Plummer</b>	<b>65</b>
TB:	William Plummer	175
R:	Darrel Chaney	73
<b>SB:</b>	<b>Alfred Crawford/Danny Godby</b>	<b>10</b>
BB:	Darrel Chaney	51

### 1974

<b>AVG:</b>	<b>Tom Spencer</b>	<b>.291</b>
H:	Tom Spencer	127
2B:	Edison Armbrister	22
3B:	Armbrister/Spencer	8
HR:	Roger Freed	19
<b>RBI:</b>	<b>Edison Armbrister</b>	<b>73</b>
TB:	Tom Spencer	205
R:	Tom Spencer	66
<b>SB:</b>	<b>Tom Spencer</b>	<b>21</b>
BB:	Roger Freed	77

### 1977

<b>AVG:</b>	<b>David Revering</b>	<b>.300</b>
H:	David Revering	133
2B:	Arturo DeFreites	26
3B:	Arturo DeFreites	7
HR:	David Revering	29
<b>RBI:</b>	<b>David Revering</b>	<b>110</b>
TB:	David Revering	245
R:	Rudy Meoli	102
<b>SB:</b>	<b>Rudy Meoli</b>	<b>42</b>
BB:	<b>Rudy Meoli</b>	<b>113</b>

### 1963

<b>AVG:</b>	<b>Don Buford</b>	<b>.336</b>
H:	<b>Don Buford</b>	<b>206</b>
2B:	<b>Don Buford</b>	<b>41</b>
3B:	Ken Berry	10
HR:	Charles Smith	25
<b>RBI:</b>	<b>Ramon Conde</b>	<b>82</b>
TB:	Don Buford	280
<b>R:</b>	<b>Don Buford</b>	<b>114</b>
<b>SB:</b>	<b>Don Buford</b>	<b>42</b>
BB:	Don Buford	67

### 1966

<b>AVG:</b>	<b>Duane Josephson</b>	<b>.324</b>
H:	Richard Kenworthy	173
2B:	Richard Kenworthy	29
3B:	Richard Kenworthy	13
HR:	Jim Hicks	15
<b>RBI:</b>	<b>Richard Kenworthy</b>	<b>94</b>
TB:	Richard Kenworthy	258
R:	Ed Stroud	99
<b>SB:</b>	<b>Ed Stroud</b>	<b>57</b>
BB:	Marvin Staehle	85

### 1969

<b>AVG:</b>	<b>Bernie Carbo</b>	<b>.359</b>
H:	Bernie Carbo	145
2B:	<b>Bernie Carbo</b>	<b>37</b>
3B:	Joe Patterson	5
HR:	Carbo/Jones	21
<b>RBI:</b>	<b>Clarence Jones</b>	<b>82</b>
TB:	Bernie Carbo	249
R:	Clyde Mashore	100
<b>SB:</b>	<b>Joe Patterson</b>	<b>23</b>
BB:	Bernie Carbo	69

### 1972

<b>AVG:</b>	<b>Gene Locklear</b>	<b>.325</b>
H:	Gene Locklear	152
2B:	Gene Locklear	31
3B:	<b>Edison Armbrister</b>	<b>11</b>
HR:	Gene Locklear	15
<b>RBI:</b>	<b>Roe Skidmore</b>	<b>89</b>
TB:	<b>Gene Locklear</b>	<b>244</b>
R:	Gene Locklear	78
<b>SB:</b>	<b>Alfred Crawford</b>	<b>22</b>
BB:	Gene Locklear	51

### 1975

<b>AVG:</b>	<b>Junior Kennedy</b>	<b>.277</b>
H:	Ray Knight	118
2B:	Joel Youngblood	21
3B:	<b>Joel Youngblood</b>	<b>9</b>
HR:	David Revering	21
<b>RBI:</b>	<b>David Revering</b>	<b>71</b>
TB:	David Revering	185
R:	Tom Spencer	68
<b>SB:</b>	<b>Tom Spencer</b>	<b>29</b>
BB:	Tom Spencer	61

### 1978

<b>AVG:</b>	<b>Champ Summers</b>	<b>.368</b>
H:	<b>Champ Summers</b>	<b>170</b>
2B:	Arturo DeFreites	31
3B:	Armbrister/Michael Grace	6
HR:	<b>Champ Summers</b>	<b>34</b>
<b>RBI:</b>	<b>Champ Summers</b>	<b>124</b>
TB:	<b>Champ Summers</b>	<b>307</b>
R:	DeFreites/Summers	98
<b>SB:</b>	<b>Edison Armbrister</b>	<b>32</b>
BB:	Champ Summers	81

### 1964

<b>AVG:</b>	<b>Len Johnston</b>	<b>.316</b>
H:	Marvin Staehle	176
2B:	Ken Berry	26
3B:	Jim Hicks	8
HR:	Ken Berry	20
<b>RBI:</b>	<b>Ken Berry</b>	<b>83</b>
TB:	Ken Berry	235
R:	Marvin Staehle	92
<b>SB:</b>	<b>Marvin Staehle</b>	<b>13</b>
BB:	Marvin Staehle	79

### 1967

<b>AVG:</b>	<b>Jim Hicks</b>	<b>.288</b>
H:	Jim Hicks	142
2B:	William Voss	24
3B:	Jim Hicks	12
HR:	Charles Nash	28
<b>RBI:</b>	<b>Jim Hicks</b>	<b>87</b>
TB:	Jim Hicks	249
<b>R:</b>	<b>Jim Hicks</b>	<b>87</b>
<b>SB:</b>	<b>Buddy Bradford</b>	<b>24</b>
BB:	Jim Hicks	79

### 1970

<b>AVG:</b>	<b>Don Anderson</b>	<b>.285</b>
H:	Kurt Bevacqua	126
2B:	Kurt Bevacqua	26
3B:	Al Crawford	6
HR:	Kurt Bevacqua	15
<b>RBI:</b>	<b>Kurt Bevacqua</b>	<b>67</b>
TB:	Kurt Bevacqua	207
R:	Bevacqua/Swanson	62
<b>SB:</b>	<b>Stan Swanson</b>	<b>26</b>
BB:	Stan Swanson	49

### 1973

<b>AVG:</b>	<b>Ken Griffey</b>	<b>.327</b>
H:	Joel Youngblood	143
2B:	Driscoll/George Foster	26
3B:	Joel Youngblood	9
HR:	Roe Skidmore	19
<b>RBI:</b>	<b>Roe Skidmore</b>	<b>79</b>
TB:	Joel Youngblood	218
R:	Griffey/Youngblood	88
<b>SB:</b>	<b>Ken Griffey</b>	<b>43</b>
BB:	Jim Driscoll	56

### 1976

<b>AVG:</b>	<b>David Revering</b>	<b>.290</b>
H:	David Revering	118
2B:	Ray Knight	24
3B:	Rudy Meoli	6
HR:	David Revering	27
<b>RBI:</b>	<b>David Revering</b>	<b>77</b>
TB:	David Revering	223
R:	Meoli/Revering	63
<b>SB:</b>	<b>Ted Martinez</b>	<b>25</b>
BB:	Rudy Meoli	82

### 1979

<b>AVG:</b>	<b>Ron Oester</b>	<b>.281</b>
H:	Ron Oester	143
2B:	John Valle	20
3B:	Grace/Oester	6
HR:	John Valle	23
<b>RBI:</b>	<b>John Valle</b>	<b>71</b>
TB:	John Valle	189
R:	John Valle	65
<b>SB:</b>	<b>Ron Oester</b>	<b>23</b>
BB:	Michael Grace	54

## YEARLY BATTING LEADERS

### 1980

AVG:	Paul Householder	.295
H:	Paul Householder	137
2B:	Paul Householder	26
3B:	Gene Menees	8
HR:	John Hale	27
RBI:	John Hale	77
TB:	John Hale	223
R:	Paul Householder	74
SB:	Paul Householder	30
BB:	John Hale	62

### 1983

AVG:	Skeeter Barnes	.337
H:	<b>Dallas Williams</b>	<b>168</b>
2B:	John Harris/Williams	30
3B:	Dallas Williams	8
HR:	Nick Esasky	14
RBI:	Dallas Williams	75
TB:	Dallas Williams	247
R:	Tom Lawless	93
SB:	<b>Tom Lawless</b>	<b>46</b>
BB:	Mark Gilbert	55

### 1986

AVG:	Casey Candaele	.302
H:	Casey Candaele	145
2B:	Casey Candaele	32
3B:	Herm Wunningham	7
HR:	Billy Moore	23
RBI:	Billy Moore	82
TB:	Billy Moore	196
R:	Casey Candaele	77
SB:	Tom Romano	35
BB:	Billy Moore	80

### 1989

AVG:	<b>Junior Noboa</b>	<b>.340</b>
H:	<b>Junior Noboa</b>	<b>159</b>
2B:	Mike Blowers	29
3B:	Junior Noboa	8
HR:	Mike Blowers	14
RBI:	Junior Noboa	62
TB:	Mike Blowers	206
R:	Jeff Huson	70
SB:	Larry Walker	36
BB:	Huson/Larry Walker	50

### 1992

AVG:	Matt Stairs	.267
H:	F.P. Santangelo	123
2B:	F.P. Santangelo	25
3B:	Matt Stairs	4
HR:	Jerry Goff	14
RBI:	Matt Stairs	56
TB:	Matt Stairs	171
R:	F.P. Santangelo	83
SB:	Eric Bullock	21
BB:	F.P. Santangelo	62

### 1995

AVG:	Eric Owens	.314
H:	Eric Owens	134
2B:	Nigel Wilson	27
3B:	<b>Eric Owens</b>	<b>8</b>
HR:	Willie Greene	19
RBI:	Drew Denson	69
TB:	Eric Owens	210
R:	<b>Eric Owens</b>	<b>86</b>
SB:	<b>Eric Owens</b>	<b>33</b>
BB:	Eric Owens	52

### 1981

AVG:	Paul Householder	.300
H:	German Barranca	137
2B:	Barranca/Esasky/Walker	22
3B:	Householder/Eddie Milner	6
HR:	Householder/Duane Walker	19
RBI:	Duane Walker	80
TB:	Paul Householder	224
R:	Duane Walker	80
SB:	Paul Householder	33
BB:	Duane Walker	58

### 1984

AVG:	Ron Johnson	.303
H:	Mike Fuentes	131
2B:	Razor Shines	26
3B:	Fuentes/Tom Lawless/Roy/Johnson	4
HR:	Mike Fuentes	22
RBI:	Mike Fuentes/Razor Shines	80
TB:	Mike Fuentes	227
R:	Mike Fuentes	88
SB:	Wally Johnson	27
BB:	Mike Fuentes	62

### 1987

AVG:	<b>Dallas Williams</b>	<b>.357</b>
H:	Johnny Paredes	154
2B:	Jack Daugherty	35
3B:	Alonzo Powell	10
HR:	Jeff Reynolds	21
RBI:	Jeff Reynolds	76
TB:	Dallas Williams	212
R:	Johnny Paredes	80
SB:	Johnny Paredes	30
BB:	Billy Moore	63

### 1990

AVG:	German Rivera	.287
H:	German Rivera	128
2B:	Quinn Mack/Rivera	25
3B:	Eric Bullock	7
HR:	German Rivera	10
RBI:	German Rivera	59
TB:	German Rivera	193
R:	German Rivera	67
SB:	Eric Bullock	40
BB:	Johnny Paredes	42

### 1993

AVG:	Tim Costo	.326
H:	Tim Costo	118
2B:	Tim Costo	30
3B:	Tommy Gregg	5
HR:	Willie Greene	22
RBI:	Willie Greene	58
TB:	Tim Costo	185
R:	Willie Greene	62
SB:	Greg Tubbs	15
BB:	Willie Greene	51

### 1996

AVG:	Keith Mitchell	.300
H:	Eduardo Perez	132
2B:	Steve Gibraltar/Eduardo Perez	29
3B:	<b>Roberto Mejia</b>	<b>9</b>
HR:	Eduardo Perez	21
RBI:	Eduardo Perez	84
TB:	Eduardo Perez	234
R:	Eduardo Perez	84
SB:	<b>Curtis Goodwin</b>	<b>40</b>
BB:	Keith Mitchell	64

### 1982

AVG:	Gary Redus	.333
H:	Dallas Williams	154
2B:	Gary Redus	29
3B:	Tom Foley/Redus	9
HR:	Nick Esasky	27
RBI:	Gary Redus	93
TB:	Gary Redus	265
R:	Gary Redus	112
SB:	<b>Gary Redus</b>	<b>54</b>
BB:	Neil Fiala	70

### 1985

AVG:	Wally Johnson	.309
H:	Wally Johnson	133
2B:	Fred Manrique	21
3B:	Andres Galarraga	8
HR:	Andres Galarraga	25
RBI:	Andres Galarraga	87
TB:	Andres Galarraga	224
R:	<b>Andres Galarraga</b>	<b>75</b>
SB:	Wally Johnson	30
BB:	Mike Fuentes	70

### 1988

AVG:	Johnny Paredes	.295
H:	Jack Daugherty	137
2B:	<b>Billy Moore</b>	<b>3</b>
3B:	Casey Candaele	6
HR:	Billy Moore	17
RBI:	Billy Moore	80
TB:	Billy Moore	222
R:	<b>Billy Moore</b>	<b>88</b>
SB:	Johnny Paredes	43
BB:	Billy Moore	65

### 1991

AVG:	Todd Haney	.312
H:	Todd Haney	159
2B:	John Vander Wal	36
3B:	Quinn Mack/Vander Wal	8
HR:	John Vander Wal	15
RBI:	John Vander Wal	71
TB:	John Vander Wal	237
R:	John Vander Wal	84
SB:	Alex Diaz	17
BB:	John Vander Wal	79

### 1994

AVG:	Barry Lyons	.309
H:	Casey Candaele	144
2B:	Doug Jennings	34
3B:	Steve Pegues	11
HR:	Willie Greene/Jennings	23
RBI:	Doug Jennings	92
TB:	Doug Jennings	240
R:	Greene/Jennings	77
SB:	Will Pennyfeather	14
BB:	Doug Jennings	72

### 1997

AVG:	Aaron Boone	.290
H:	Brian Hunter	142
2B:	Brian Hunter	36
3B:	Pat Watkins	7
HR:	Aaron Boone	22
RBI:	Brian Hunter	85
TB:	<b>Brian Hunter</b>	<b>249</b>
R:	Aaron Boone	79
SB:	Eric Owens	23
BB:	<b>Keith Mitchell</b>	<b>72</b>

## YEARLY BATTING LEADERS

### 1998

AVG:	Roberto Petagine	.331
H:	Damian Jackson	135
2B:	Damian Jackson	36
3B:	Damian Jackson	10
HR:	Roberto Petagine	24
RBI:	Roberto Petagine	109
TB:	Roberto Petagine	224
R:	Damian Jackson	102
SB:	Damian Jackson	25
BB:	Petagine/Jason Williams	70

### 2001

AVG:	Marco Scutaro	.295
H:	Marco Scutaro	146
2B:	Mark Sweeney	34
3B:	Alex Sanchez	5
HR:	Micah Franklin	23
RBI:	Mark Sweeney	69
TB:	Marco Scutaro	214
R:	Marco Scutaro	87
SB:	Alex Sanchez	27
BB:	Marco Scutaro	62

### 2004

AVG:	Jeff Liefer	.283
H:	Corey Hart	124
2B:	Corey Hart	29
3B:	Peter Bergeron/Hart	8
HR:	Jeff Liefer	20
RBI:	Jeff Liefer	83
TB:	Corey Hart	214
R:	Corey Hart	68
SB:	Trent Durrington/Hart	17
BB:	Jeff Liefer	47

### 2007

AVG:	Luis Ordez	.302
H:	Brian Bixler	130
2B:	Yurendell de Caster	25
3B:	<b>Brian Bixler</b>	<b>10</b>
HR:	Michael Ryan	16
RBI:	Jose Hernandez	56
TB:	Brian Bixler	188
R:	Brian Bixler	77
SB:	Brian Bixler	28
BB:	Yurendell de Caster	58

### 2010

AVG:	Kevin Melillo	.276
H:	Brandon Moss	133
2B:	Brandon Moss	32
3B:	Alex Presley	6
HR:	Brandon Moss	22
RBI:	<b>Brandon Moss</b>	<b>96</b>
TB:	Brandon Moss	235
R:	Brandon Moss	73
SB:	Jose Tabata	25
BB:	Brian Myrow	55

### 2013

AVG:	Alex Presley	.298
H:	<b>Matt Hague</b>	<b>153</b>
2B:	<b>Matt Hague</b>	<b>37</b>
3B:	Alex Presley	6
HR:	Andrew Lambo	18
RBI:	Matt Hague	69
TB:	Matt Hague	218
R:	Matt Hague	67
SB:	Felix Pie	38
BB:	Matt Hague	71

### 1999

AVG:	Jason Hardtke	.329
H:	D.T. Cromer	166
2B:	Cromer/Hardtke	37
3B:	Mike Frank	7
HR:	D.T. Cromer	30
RBI:	D.T. Cromer	107
TB:	D.T. Cromer	301
R:	D.T. Cromer	83
SB:	Chris Snopek	17
BB:	Mark Sweeney	59

### 2002

AVG:	Jim Rushford	.316
H:	Jim Rushford	128
2B:	Jim Rushford	33
3B:	Chris Jones	5
HR:	<b>Izzy Alcantara</b>	<b>27</b>
RBI:	Jim Rushford	68
TB:	Izzy Alcantara	216
R:	Izzy Alcantara	61
SB:	Bill Hall	17
BB:	Jon Zuber	68

### 2005

AVG:	Nate McLouth	.299
H:	Nate McLouth	118
2B:	Yurendell de Caster	31
3B:	Chris Duffy	7
HR:	Graham Koonce	23
RBI:	Graham Koonce	77
TB:	Graham Koonce	205
R:	Cesar Crespo	73
SB:	Nate McLouth	34
BB:	Graham Koonce	57

### 2008

AVG:	Andrew McCutchen	.283
H:	Andrew McCutchen	145
2B:	McCutchen/Steve Pearce	26
3B:	Neil Walker	7
HR:	Neil Walker	16
RBI:	Neil Walker	80
TB:	Neil Walker	209
R:	Andrew McCutchen	75
SB:	Nyjer Morgan	44
BB:	Andrew McCutchen	68

### 2011

AVG:	Matt Hague	.309
H:	<b>Matt Hague</b>	<b>165</b>
2B:	Matt Hague	37
3B:	<b>Gorkys Hernandez</b>	<b>9</b>
HR:	John Bowker	15
RBI:	John Bowker	76
TB:	Matt Hague	244
R:	Matt Hague	70
SB:	Alex Presley	22
BB:	Matt Hague	47

### 2014

AVG:	Matt Hague	.267
H:	Chris McGuiness	111
2B:	Chris McGuiness	31
3B:	Chase d'Arnaud	9
HR:	Matt Hague	14
RBI:	Matt Hague	66
TB:	Chris McGuiness	173
R:	Chris McGuiness	60
SB:	Chase d'Arnaud	30
BB:	Chris McGuiness	63

### 2000

AVG:	Jose Fernandez	.286
H:	Jose Fernandez	134
2B:	Jose Fernandez	37
3B:	Santiago Perez	7
HR:	Kurt Bierek	19
RBI:	Kurt Bierek	72
TB:	Jose Fernandez	212
R:	Santiago Perez	74
SB:	Santiago Perez	31
BB:	Brad Tyler	67

### 2003

AVG:	Jim Rushford	.311
H:	Pete Zoccolillo	124
2B:	Pete Zoccolillo	36
3B:	Steve Scarborough	7
HR:	Mark Smith	15
RBI:	Pete Zoccolillo	73
TB:	Pete Zoccolillo	198
R:	Jason Conti/Bill Hall/Zoccolillo	57
SB:	Ryan Knox	17
BB:	Pete Zoccolillo	51

### 2006

AVG:	Davis/Carlos Maldonado	.283
H:	Yurendell de Caster	115
2B:	Raul Gonzalez	23
3B:	Rich Thompson	6
HR:	Chris Richard	17
RBI:	Chris Richard	67
TB:	Yurendell de Caster	176
R:	Davis/Richard	53
SB:	Rajai Davis	45
BB:	Chris Richard	58

### 2009

AVG:	Brian Bixler	.275
H:	Brian Bixler	111
2B:	Neil Walker	31
3B:	Bixler/Andrew McCutchen	8
HR:	Neil Walker	14
RBI:	Neil Walker	69
TB:	Brian Bixler	177
R:	Brian Bixler	71
SB:	Jeff Salazar	16
BB:	Brian Myrow	43

### 2012

AVG:	Starling Marte	.286
H:	Jeff Clement	115
2B:	Jeff Clement	35
3B:	<b>Starling Marte</b>	<b>13</b>
HR:	Jeff Clement	16
RBI:	Starling Marte	62
TB:	Jeff Clement	202
R:	Boggs/Marte	64
SB:	Chase d'Arnaud	34
BB:	Brandon Boggs	62

### 2015

AVG:	Gorkys Hernandez	.288
H:	Alen Hanson	125
2B:	Brent Morel	21
3B:	Alen Hanson	12
HR:	Willy Garcia	10
RBI:	Elias Diaz/Morel/Tony Sanchez	47
TB:	Alen Hanson	184
R:	Alen Hanson	66
SB:	<b>Alen Hanson</b>	<b>35</b>
BB:	Keon Broxton	47



## YEARLY BATTING LEADERS

### 2016

AVG:	Josh Bell	.295
H:	Josh Bell	124
2B:	Willy Garcia	30
3B:	Alen Hanson	7
HR:	Danny Ortiz	17
RBI:	Josh Bell	60
TB:	Josh Bell	197
R:	Max Moroff	61
SB:	Alen Hanson	36
BB:	<b>Max Moroff</b>	<b>90</b>

### 2017

AVG:	Christopher Bostick	.294
H:	Christopher Bostick	143
2B:	Christopher Bostick	33
3B:	Gift Ngoepe/Wood	5
HR:	Eric Wood	16
RBI:	Danny Ortiz	63
TB:	Christopher Bostick	203
R:	Christopher Bostick	75
SB:	Eury Perez	22
BB:	Bostick/Wood	45

### 2018

AVG:	Kevin Kramer	.311
H:	Kevin Kramer	148
2B:	Kevin Kramer	35
3B:	Pablo Reyes/Erich Weiss	4
HR:	Kevin Kramer	15
RBI:	Kramer/Jose Osuna	59
TB:	Kevin Kramer	234
R:	Kevin Newman	74
SB:	Kevin Newman	28
BB:	Max Moroff	43

### 2019

AVG:	Jake Elmore	.322
H:	Will Craig	123
2B:	Jake Elmore	31
3B:	Jason Martin/Trayvon Robinson	5
HR:	Will Craig	23
RBI:	Will Craig	78
TB:	Will Craig	215
R:	Will Craig	69
SB:	Ke'Bryan Hayes	12
BB:	Will Craig	44

### 2021

AVG:	Christian Bethancourt	.281
H:	Christian Bethancourt	93
2B:	Bligh Madris/Chris Sharpe	25
3B:	Jared Oliva	4
HR:	Hunter Owen	20
RBI:	Christian Bethancourt	60
TB:	Christian Bethancourt	155
R:	Hunter Owen	55
SB:	Jared Oliva	10
BB:	Chris Sharpe/Cole Tucker	41

### 2022

AVG:	Ji Hwan Bae	.289
H:	Ji Hwan Bae	121
2B:	Mason Martin	29
3B:	Travis Swaggerty	8
HR:	Mason Martin	19
RBI:	Mason Martin	74
TB:	Mason Martin	197
R:	Ji Hwan Bae	81
SB:	Ji Hwan Bae	30
BB:	Travis Swaggerty	57

Team batting leader must have at least 2.7 PA per league game

**Bold indicates league leader**



Ji Hwan Bae played second base (57 games), shortstop (24), center field (20), left field (8) and third base (1) defensively for the Indians. He earned Team MVP honors after leading the club in batting average, hits, runs and stolen bases, with his 81 runs being the most in a single season by an Indianapolis Indian since Marco Scutaro scored 87 runs in 2001.

## YEARLY PITCHING LEADERS

Year	Leader	ERA	Leader	Wins	Leader	Strikeouts
1887	Henry Boyle	3.65	Henry Boyle	13	Henry Boyle	85
1888	William Burdick	2.81	Henry Boyle	15	John Healy	124
1889	Henry Boyle	3.92	Henry Boyle	21	Charles Getzien	139
1892	Michael "Kid" Madden	2.59	Jim Sullivan	6	Jim Sullivan	77
1894	William Phillips	3.76	William Phillips	26	William Phillips	152
1895	<b>Chauncey Fisher</b>	<b>2.80</b>	<b>Chauncey Fisher</b>	<b>37</b>	Chauncey Fisher	133
1896	William Dammann	2.25	William Dammann	20	William Dammann	157
1897	<b>Joshua Goar</b>	<b>1.39</b>	<b>Francis Foreman</b>	<b>30</b>	Joshua Goar	133
1898	N/A		William Phillips	29	William Phillips	112
1899	N/A		Edward Scott	22	Edward Scott	88
1900	N/A		Winford Kellum	20	Winford Kellum	87
1901	N/A		Archibald "Archie" Stimmell	14	Archibald Stimmell	111
<b>Current Franchise (1902-present)</b>						
1902	N/A		Winford Kellum	25	Winford Kellum	115
1903	N/A		Winford Kellum	25	Eugene Ford	148
1904	N/A		John Fisher	16	Harry Allemang	104
					Otto Newlin	104
1905	N/A		Clyde Goodwin	23	Clyde Goodwin	172
1906	N/A		Winford Kellum	16	Winford Kellum	102
1907	N/A		Herbert Briggs	16	Ed Summers	130
1908	N/A		<b>Rube Marquard</b>	<b>28</b>	<b>Rube Marquard</b>	<b>250</b>
1909	N/A		Larry Cheney	19	Ralph Glaze	152
1910	N/A		Omar Hardgrove	16	Omar Hardgrove	103
1911	N/A		Fred Link	21	Fred Link	145
1912	N/A		Loren Hixon	15	Loren Hixon	129
1913	N/A		Otto Merz	15	W.H. Harrington	110
1914	Joe Willis	2.57	Otto Merz	20	Joe Willis	142
1915	Wilbur Schardt	2.77	Wilbur Schardt	21	Joe Willis	98
1916	<b>*Paul Carter</b>	<b>1.65</b>	Rex Dawson	20	<b>Fred Falkenberg</b>	<b>178</b>
1917	Fred Falkenberg	1.99	Dana Fillingim	20	Dana Fillingim	128
			Jake Northrop	20		
1918	Jake Northrop	1.96	Jake Northrop	13	Fred Falkenberg	77
1919	Tillar Cavet	2.26	<b>Tillar Cavet</b>	<b>28</b>	Tillar Cavet	127
1920	John Jones	2.52	John Jones	20	John Jones	126
1921	Tillar Cavet	3.29	Tillar Cavet	23	Jesse Petty	112
1922	Tillar Cavet	3.17	Harry Weaver	20	Harry Weaver	104
1923	William Burwell	3.58	Jesse Petty	19	Jesse Petty	115
1924	<b>Jesse Petty</b>	<b>2.83</b>	<b>Jesse Petty</b>	<b>29</b>	Jesse Petty	149
1925	<b>William Burwell</b>	<b>2.73</b>	<b>William Burwell</b>	<b>24</b>	Carmen Hill	100
1926	John Wisner	3.16	William Burwell	21	Carmen Hill	106
			Carmen Hill	21	Frank Henry	106
1927	John Wisner	3.48	Gorham Leverett	15	Gorham Leverett	118
1928	Steve Swetonic	3.00	Steve Swetonic	20	Ferdinand Schupp	128
1929	Claude Jonnard	2.92	William Burwell	15	Ferdinand Schupp	123
1930	William Burwell	4.02	William Burwell	17	Claude Jonnard	122
1931	Berly Horne	4.50	William Burwell	17	Orel Hildebrand	99
1932	N/A		Joe Heving	15	Archie Campbell	146
1933	William Burwell	3.26	James Turner	17	Stewart Bolen	135
1934	Robert Logan	3.66	Robert Logan	20	<b>Stewart Bolen</b>	<b>177</b>
1935	Robert Logan	3.58	Vance Page	17	Phillip Gallivan	122
1936	Robert Logan	3.82	James Turner	18	Stewart Bolen	114
1937	Clarence Phillips	4.10	Robert Logan	12	Lloyd Johnson	84
1938	Vance Page	2.53	Vance Page	15	John Niggeling	113
1939	John Niggeling	3.13	Charles Barrett	16	Donald French	124
1940	John VanderMeer	2.40	<b>Robert Logan</b>	<b>18</b>	Robert Logan	104
1941	Benjamin Wade	2.83	Raymond Starr	20	Raymond Starr	145
1942	Robert Logan	2.72	Raymond Poat	15	Woodrow Rich	114
1943	<b>James Trexler</b>	<b>2.14</b>	<b>James Trexler</b>	<b>19</b>	John Hutchings	105

ERA was not compiled prior to 1914 (exception in NL, 1887-89)

\*Current single-season pitching record in American Association history

## YEARLY PITCHING LEADERS

Year	Leader	ERA	Leader	Wins	Leader	Strikeouts
1944	Robert Logan	3.08	Robert Logan	12	Woodrow Rich	103
1945	<b>James Wallace</b>	<b>1.83</b>	James Wallace	17	James Wallace	124
1946	Paul Derringer	2.65	Rex Cecil	11	Rex Cecil	114
			John Hutchings	11		
1947	Glenn Fletcher	3.68	Robert Malloy	14	Jack Hallett	136
1948	Chester Johnson	4.06	<b>Robert Malloy</b>	<b>21</b>	Chester Johnson	148
1949	<b>Melvin Queen</b>	<b>2.57</b>	<b>Melvin Queen</b>	<b>22</b>	<b>Melvin Queen</b>	<b>178</b>
1950	William Pierro	2.60	Royce Lint	12	Royce Lint	100
1951	Royce Lint	3.91	Forrest Lane	12	Inman Chambers	111
					John McCall	111
1952	George Zuverink	3.75	George Zuverink	12	Ray Narleski	132
1953	Richard Tomanek	3.11	Ed Blake	14	Richard Tomanek	158
1954	<b>Herb Score</b>	<b>2.62</b>	<b>Herb Score</b>	<b>22</b>	<b>*Herb Score</b>	<b>330</b>
1955	Hank Aguirre	3.24	Hank Aguirre	11	Richard Tomanek	125
1956	Buddy Lee Daley	2.31	<b>Stan Pitula</b>	<b>15</b>	John Gray	114
	<b>John Gray</b>	<b>2.72</b>				
1957	James McDonald	2.98	A. Barry Latman	13	A. Barry Latman	151
1958	Carl Thomas	2.82	Cloyd Boyer	13	Carl Thomas	121
1959	Kenneth McBride	2.79	Edward Hobaugh	13	Edward Hobaugh	118
			Gary Peters	13		
1960	Robert Botz	3.30	Cloyd Boyer	12	Arnold Earley	89
1961	Claude Osteen	3.53	<b>Don Rudolph</b>	<b>18</b>	Claude Osteen	132
1962	Glen Rosenbaum	2.56	Franklin Kruetzer	15	Al Worthington	149
			Al Worthington	15		
1963	Warren Hacker	2.54	<b>Fritz Ackley</b>	<b>18</b>	<b>Franklin Kruetzer</b>	<b>157</b>
	<b>Fritz Ackley</b>	<b>2.76</b>				
1964	<b>Bruce Howard</b>	<b>2.20</b>	<b>Robert Locker</b>	<b>16</b>	Robert Locker	178
1965	Manly Johnston	2.42	Dave DeBusschere	15	Dave DeBusschere	176
1966	Ron Willis	2.34	Manly Johnston	18	Ron Willis	115
	<b>William Fischer</b>	<b>2.35</b>				
1967	William Fischer	2.36	William Fischer	12	Steve Jones	101
1968	John Tsitouris	2.92	Don Secrist	11	Jose Pena	178
			Jose Pena	11		
1969	John Morris	3.23	William Short	12	William Short	145
1970	<b>Ross Grimsley</b>	<b>2.73</b>	Vern Geishert	12	Ross Grimsley	162
			Milt Wilcox	12		
1971	Milt Wilcox	2.21	Pedro Borbon	12	Pat Osburn	125
1972	Steve Blateric	1.58	Mel Behney	9	Steve Blateric	111
1973	Danny Osborn	2.56	Tom Carroll	15	Tom Carroll	137
1974	Patrick Darcy	3.41	Santo Alcala	12	Santo Alcala	113
			Patrick Darcy	12		
1975	Joe Henderson	2.41	Santo Alcala	13	Santo Alcala	118
	<b>Pat Zachry</b>	<b>2.43</b>				
1976	<b>Joe Henderson</b>	<b>2.31</b>	Manny Sarmiento	11	Larry Payne	128
1977	Thomas Hume	2.55	Mario Soto	11	Mario Soto	109
			Michael LaCoss	11		
1978	Michael LaCoss	3.46	Dan Dumoulin	12	Mario Soto	121
			David Moore	12		
1979	<b>Bruce Berenyi</b>	<b>2.82</b>	Jay Howell	10	<b>Bruce Berenyi</b>	<b>136</b>
1980	Scott Brown	3.44	Bill Kelly	11	<b>Bruce Berenyi</b>	<b>121</b>
1981	Charlie Liebrandt	2.93	Kip Young	10	Bill Dawley	109
1982	Bill Dawley	3.82	Bill Dawley	11	Bill Dawley	106
1983	Jeff Russell	3.55	Greg Harris	9	<b>Greg Harris</b>	<b>146</b>
1984	<b>Chris Welsh</b>	<b>3.01</b>	Chris Welsh	13	Joe Hesketh	135
1985	Steve Baker	3.91	Rich Stoll	9	Greg Bargar	119
			Steve Baker	9		
1986	Rodger Cole	3.29	Rodger Cole	12	Bob Owchinko	104
1987	<b>Pascual Perez</b>	<b>3.79</b>	Tim Barrett	10	<b>Sergio Valdez</b>	<b>128</b>
			Sergio Valdez	10		

\*Current single-season pitching record in American Association history

ORGANIZATION

2023 INDIANS

IL & OPPONENTS

2022 REVIEW

PIRATES

HISTORY

GENERAL

## YEARLY PITCHING LEADERS

Year	Leader	ERA	Leader	Wins	Leader	Strikeouts
1988	Jeff Fischer	2.69	Jeff Fischer	13	Bob Sebra	126
1989	<b>Rich Thompson</b>	<b>2.06</b>	Mark Gardner	12	<b>Mark Gardner</b>	<b>175</b>
			Urbano Lugo	12		
1990	Steve Fireovid	2.63	Scott Anderson	12	Scott Anderson	116
1991	Eddie Dixon	2.91	Kent Bottenfield	8	Kent Bottenfield	108
1992	Doug Simons	3.08	<b>Kent Bottenfield</b>	<b>12</b>	Kent Bottenfield	111
1993	Matt Grott	3.59	Mike Anderson	10	Ross Powell	133
			Ross Powell	10		
1994	<b>Matt Grott</b>	<b>2.55</b>	Matt Grott	10	Kevin Jarvis	90
			Kevin Jarvis	10		
1995	Rick Reed	3.33	Roger Salkeld	12	Rick Reed	92
1996	Scott Sullivan	2.73	Travis Buckley	11	Mike Remlinger	97
1997	Gabe White	2.82	Giovanni Carrara	12	Scott Kligenbeck	119
			Scott Kligenbeck	12		
1998	Mike Walker	3.17	Rodney Bolton	12	Rodney Bolton	117
1999	Giovanni Carrara	3.47	<b>Denny Harriger</b>	<b>14</b>	Giovanni Carrara	114
2000	Everett Stull	2.95	<b>Horacio Estrada</b>	<b>14</b>	Rafael Roque	111
2001	Carlos Chantres	4.41	Tim Harikkala	11	Tim Harikkala	96
2002	Andrew Lorraine	3.05	Everett Stull	11	Everett Stull	119
2003	Pasqual Coco	4.80	Pasqual Coco	10	Pasqual Coco	100
2004	<b>Ben Hendrickson</b>	<b>2.02</b>	Ben Hendrickson	11	Pedro Liriano	97
2005	Zach Duke	2.92	Zach Duke	12	Ian Snell	104
2006	Marty McLeary	2.68	Sean Burnett	8	Marty McLeary	115
			Brandon Duckworth	8		
2007	John Van Benschoten	2.56	Bryan Bullington	11	Marty McLeary	95
2008	Jason Davis	4.41	John Van Benschoten	7	Jimmy Barthmaier	71
2009	Daniel McCutchen	3.47	<b>Daniel McCutchen</b>	<b>13</b>	Daniel McCutchen	110
2010	Jeremy Powell	4.62	Jeremy Powell	11	Michael Crotta	89
2011	Justin Wilson	4.13	Justin Wilson	10	Sean Gallagher	98
2012	Jeff Locke	2.48	Rick van den Hurk	13	Justin Wilson	138
2013	<b>Kris Johnson</b>	<b>2.39</b>	Kris Johnson	10	<b>Andy Oliver</b>	<b>138</b>
2014	Casey Sadler	3.03	Casey Sadler	11	Adam Wilk	106
2015	Wilfredo Boscan	3.07	Chris Volstad	11	Chris Volstad	97
2016	Tyler Glasnow	1.87	Frank Duncan	9	Tyler Glasnow	133
2017	<b>Steven Brault</b>	<b>1.94</b>	Steven Brault	10	Tyler Glasnow	140
			Clay Holmes	10		
2018	J.T. Brubaker	3.10	Tyler Eppler	13	Tyler Eppler	118
2019	Mitch Keller	3.56	Keller/James Marvel/Alex McRae	7	Mitch Keller	123
2021	James Marvel	5.26	James Marvel/Beau Sulser	7	Beau Sulser	102
2022	Oswaldo Bido	4.53	Jerad Eickhoff	6	Oswaldo Bido	122

Team ERA leader must have at least 100.0 IP

**Bold indicates league leader (0.8 IP/league game)**

ORGANIZATION

2023 INDIANS

IL & OPPONENTS

2022 REVIEW

PIRATES

HISTORY

GENERAL

## YEARLY PITCHING LEADERS

Year	Leader	Saves	Year	Leader	Saves
1969	Ronald Welsch	12	1995	Scott Service	18
1970	Dooley Womack	14	1996	Scott Service	15
1971	Pedro Borbon	9		Jerry Spradlin	15
	Jim Cosman	9	1997	<b>*Scott Service</b>	<b>15</b>
1972	Steve Blateric	13	1998	<b>Todd Williams</b>	<b>26</b>
1973	Rawly Eastwick	8	1999	Todd Williams	24
	Danny "Ozzie" Osborn	8	2000	<b>Bob Scanlan</b>	<b>35</b>
1974	Rawly Eastwick	6	2001	Brandon Kolb	14
1975	Joe Henderson	8	2002	Brian Mallette	25
1976	Joe Henderson	10	2003	Roberto Giron	15
1977	Joe Henderson	9	2004	Jason Childers	15
1978	<b>Douglas Corbett</b>	<b>12</b>	2005	<b>Mark Corey</b>	<b>28</b>
1979	Douglas Corbett	8	2006	Jonah Bayliss	23
1980	<b>Geff Combe</b>	<b>23</b>	2007	Franquelis Osoria	11
1981	Scott Brown	13	2008	Jesse Chavez	14
1982	<b>Brad Lesley</b>	<b>14</b>	2009	Chris Bootcheck	20
1983	Rich Carlucci	11	2010	Jean Machi	23
1984	<b>Richard Grapenthin</b>	<b>18</b>	2011	Tim Wood	23
1985	Richard Grapenthin	11	2012	Tim Wood	21
1986	Randy St. Claire	15	2013	Vic Black	17
1987	Jeff Parrett	9	2014	Andy Oliver	13
	Mike Smith	9	2015	<b>Blake Wood</b>	<b>29</b>
1988	Richard Sauveur	10	2016	Jorge Rondon	12
1989	<b>Jay Baller</b>	<b>34</b>	2017	Doydas Neverauskas	13
1990	Robert W. Malloy	6	2018	Johnny Hellweg	11
1991	Douglas Piatt	13	2019	Montana DuRapau	10
1992	Dave Wainhouse	21	2021	Tyler Bashlor	6
1993	<b>Scott Ruskin</b>	<b>28</b>	2022	Eric Hanhold	10
1994	Richard DeLucia	19			

Saves were not compiled prior to 1969

**Bold indicates league leader**

\*Scott Service led Indy with 15 saves in 1997; also had nine saves with Omaha to lead the American Association with 24 saves



Eric Hanhold converted a career-high 10 saves in 12 opportunities during the 2022 season for Indianapolis, 12th-most among closers in the International League.

## FRANCHISE RECORDS

### Career Batting Leaders

<b>Batting Average</b> <i>(Min. 200 AB)</i>		<b>Games</b>		<b>At-Bats</b>	
Jim Dyck	.378	Edward Sicking	1,213	Edward Sicking	4,691
*Benny Kauff	.370	Walter Rehg	1,112	Walter Rehg	4,210
*M. L. "Biddy" Dolan	.368	Alex Reilley	1,003	Alex Reilley	3,649
Champ Summers	.368	Ted Beard	977	Otto Williams	3,434
Vernon Washington	.367	John L. Riddle	971	John L. Riddle	3,206

<b>Runs</b>		<b>Hits</b>		<b>Doubles</b>	
Edward Sicking	788	Edward Sicking	1,414	Edward Sicking	210
Ted Beard	683	Walter Rehg	1,282	Walter Rehg	205
Walter Rehg	682	Alex Reilley	1,012	John L. Riddle	193
Alex Reilley	517	John L. Riddle	986	Ted Beard	139
Wid Matthews	473	Ted Beard	880	Razor Shines	138

<b>Triples</b>		<b>Home Runs</b>		<b>RBI</b>	
Walter Rehg	86	David Revering	92	Walter Rehg	547
Ted Beard	76	Jim Hicks	71	Edward Sicking	496
Henry Schreiber	62	Rocky Colavito	68	John L. Riddle	483
Clarence Covington	52	Razor Shines	68	Razor Shines	404
Edward Sicking	50	Arturo DeFreites	66	Henry Schreiber	400

<b>Walks</b>		<b>Strikeouts</b>		<b>Stolen Bases</b>	
Ted Beard	707	Ted Beard	521	Alex Reilley	282
Edward Sicking	471	Jim Hicks	401	Otto Williams	164
Wayne Blackburn	418	Brian Bixler	377	Herman Bronkie	152
Clarence Covington	343	Edison Armbrister	362	Edward Sicking	138
Walter Rehg	299	Arturo DeFreites	351	Walter Rehg	133

### Career Pitching Leaders

<b>Wins</b>		<b>Losses</b>		<b>Games</b>	
William Burwell	175	William Burwell	143	Robert Logan	421
Robert Logan	157	Robert Logan	126	William Burwell	395
Carmen Hill	95	Clinton Rogge	84	Tillar Cavet	252
Tillar Cavet	90	Otto Merz	79	Warren Hacker	245
Jesse Petty	88	Carmen Hill	78	Dave Tomlin	229

<b>**Saves</b>		<b>Innings Pitched</b>		<b>Strikeouts</b>	
Scott Service	65	William Burwell	2,746.0	Robert Logan	1,019
Todd Williams	52	Robert Logan	2,474.0	William Burwell	635
Randy St. Claire	49	Tillar Cavet	1,497.0	Stewart Bolen	587
Tim Wood	44	Clinton Rogge	1,411.0	Jesse Petty	565
Rich Sauveur	39	Jesse Petty	1,347.0	Herb Score	530

\*Benny Kauff and M. L. Dolan produced their .370 and .368 career averages in the Federal League

\*\*Saves were not recorded prior to 1969

## FRANCHISE RECORDS

## Single-Season Batting Leaders

**Batting Average** *(2.7 PA/league game)*

A. E. "Reb" Russell	.385 (1927)
John Cooney	.371 (1935)
Francis Sigafos	.370 (1933)
Champ Summers	.368 (1978)
Vernon Washington	.367 (1934)

**Hits**

Ralph Shinnars	236 (1921)
Francis Sigafos	235 (1933)
John Cooney	224 (1935)
Len Koenecke	224 (1931)
Edward Brown	224 (1923)

**Home Runs**

Rocky Colavito	38 (1954)
Champ Summers	34 (1978)
Wally Post	33 (1953)
Arturo DeFreites	32 (1978)
Cliff Cook	32 (1961)

**Strikeouts**

Mason Martin	194 (2022)
Will Craig	146 (2019)
Mike Fuentes	133 (1984)
John Hale	133 (1980)
Willy Garcia/Brian Bixler	131 (2016/2007)

**At-Bats**

Robert Fausett	688 (1936)
John Leary	686 (1916)
Ralph Shinnars	683 (1921)
Walter Rehg	657 (1923)
Edward Sicking	653 (1924)

**Doubles**

Francis Sigafos	53 (1933)
Ralph Shinnars	50 (1921)
Ernest Krueger	45 (1924)
Vincent Shupe	44 (1946)
Edward Brown	44 (1922)

**RBI**

Leslie Fleming	143 (1948)
Edward Brown	133 (1922)
Len Koenecke	131 (1931)
Ernest Krueger	128 (1924)
Francis Sigafos	126 (1933)

**Stolen Bases**

Doug Baird	72 (1921)
Joe Kelly	61 (1915)
Edwin Stroud	57 (1966)
Gary Redus	54 (1982)
Ralph Shinnars/William Fox	52 (1921/1903)

**Runs**

Len Koenecke	141 (1931)
Ralph Shinnars	138 (1921)
Ted Beard	131 (1948)
Lloyd Christenbury	131 (1923)
George Hogriever	124 (1902)

**Triples**

Ralph Shinnars	26 (1921)
Henry Schreiber	21 (1921)
Len Koenecke	19 (1931)
Edward Brown	19 (1923)
Tom McCreery	19 (1904)

**Walks**

Ted Beard	132 (1949)
Ted Beard	128 (1948)
Minor Heath	127 (1935)
Rudolph Meoli	113 (1977)
Leslie Fleming	103 (1948)

**Hitting Streak (games)**

Francis Sigafos	38 (1933)
Ed Stevens	33 (1951)
Rajai Davis	21 (2007)
Eduardo Perez	21 (1996)
Todd Haney	20 (1991)

## Single-Season Pitching Leaders

**Wins**

Jesse Petty	29 (1924)
Tillar Cavet	28 (1919)
Rube Marquard	28 (1908)
Winford Kellum	25 (1903)
Winford Kellum	25 (1902)

**\*\*Saves**

Bob Scanlan	35 (2000)
*Jay Baller	34 (1989)
Blake Wood	29 (2015)
Mark Corey	28 (2005)
Scott Ruskin	28 (1993)

**Losses**

Otto Merz	25 (1912)
Harry Allemand	23 (1904)
John Fisher	22 (1906)
William Burwell	21 (1923)
Carmen Hill	21 (1923)

**Walks**

Harry Weaver	173 (1922)
Dan Tipple	140 (1915)
Herb Score	140 (1954)
W. H. Harrington	137 (1913)
Rube Marquard	135 (1908)

**Games**

Mike Walker	78 (1998)
Douglas Corbett	69 (1979)
George Spencer	68 (1957)
Francis Barrett	65 (1947)
Warren Hacker	65 (1964)

**Strikeouts**

*Herb Score	330 (1954)
Rube Marquard	250 (1908)
Jose Pena	178 (1968)
Robert Locker	178 (1964)
Melvin Queen/Fred Falkenberg	178 (1949/1916)

\*Herb Score's 330 strikeouts in 1954 and Jay Baller's 34 saves in 1989 are American Association records

\*\*Saves were not recorded prior to 1969

## FRANCHISE RECORDS

## Career Individual Batting Records

Individual Batting	No.	Player
Average ( <i>Min. 200 AB</i> ).....	378	Jim Dyck
Games.....	1,213	Edward Sicking
At-Bats.....	4,691	Edward Sicking
Runs.....	788	Edward Sicking
Hits.....	1,414	Edward Sicking
Doubles.....	210	Edward Sicking
Triples.....	86	Walter Rehg
Home Runs.....	92	David Revering
RBI.....	547	Walter Rehg
Walks.....	707	Ted Beard
Strikeouts.....	521	Ted Beard
Stolen Bases.....	282	Alex Reilley
Hitting Streak ( <i>games</i> ).....	38	Francis Sigafos

## Single-Season Individual Batting Records

Individual Batting	No.	Player	Year
Average ( <i>2.7 PA/league game</i> ).....	385	A.E. Russell	1927
Games.....	170	John Leary	1916
At-Bats.....	688	Robert Fausett	1936
Runs.....	141	Len Koenecke	1931
Hits.....	236	Ralph Shinnors	1921
Doubles.....	53	Francis Sigafos	1933
Triples.....	26	Ralph Shinnors	1921
Home Runs.....	38	Rocky Colavito	1954
RBI.....	143	Leslie Fleming	1948
Walks.....	132	Ted Beard	1949
Strikeouts.....	194	Mason Martin	2022
Stolen Bases.....	72	Doug Baird	1921
Hitting Streak ( <i>games</i> ).....	38	Francis Sigafos	1933

## Career Individual Pitching Records

Individual Pitching	No.	Player
Wins.....	175	William Burwell
Losses.....	143	William Burwell
Games.....	421	Robert Logan
Games Started.....	234	Robert Logan
*Shutouts.....	10	Robert Logan
Saves.....	65	Scott Service
Innings Pitched.....	2,746.0	William Burwell
Hits Allowed.....	3,080	William Burwell
Runs Allowed.....	1,414	William Burwell
Home Runs Allowed.....	61	Cloyd Boyer
Walks Allowed.....	631	Robert Logan
Strikeouts.....	1,019	Robert Logan

## Single-Season Individual Pitching Records

Individual Pitching	No.	Player	Year
Wins.....	29	Jesse Petty	1924
Losses.....	25	Otto Merz	1912
Games.....	78	Mike Walker	1998
Games Started.....	35	Ray Starr	1941
*Shutouts.....	7	Lefty Wallace	1945
Saves.....	35	Bob Scanlan	2000
Innings Pitched.....	367.0	Rube Marquard	1908
Hits Allowed.....	411	William Burwell	1923
Runs Allowed.....	181	Carmen Hill	1923
Home Runs Allowed.....	27	Mario Soto	1978
Walks Allowed.....	173	Harry Weaver	1922
Strikeouts.....	330	Herb Score	1954

\*Category only available from 1938-present



## FRANCHISE RECORDS

### Single-Season Team Batting Records

Team Batting	High	Year	Low	Year
*Average.....	290	1987	235	2021
*At-Bats.....	5,450	1959	4,209	2021
Runs.....	1,284	1931	291	1918
*Run Differential.....	+197	1948	-118	1980
Hits.....	2,230	1931	612	1918
Doubles.....	378	1931	78	1918
Triples.....	133	1922	14	2021
Home Runs.....	193	1995	7	1918
RBI.....	1,049	1931	460	1972
*Walks.....	738	1949	336	1968
*Strikeouts.....	1,393	2022	446	1943
Stolen Bases.....	240	1916, 1915	30	1957
**Caught Stealing.....	83	1985	26	2021
*On-Base Percentage.....	.376	1949	.299	1968
*Slugging Percentage.....	.464	1995	.334	1941
*Total Bases.....	2,267	1995	1,507	1976
*Hit by Pitch.....	.98	2007	.15	1947
*Sacrifice Bunts.....	131	1942	12	2022

\*Categories only available from 1941-present

\*\*Category only available from 1963-present

### Single-Season Team Pitching Records

Team Pitching	High	Year	Low	Year
ERA.....	5.47	1930	2.34	1916
Complete Games.....	131	1904	0	2021, 2008
Shutouts.....	20	1975	3	1981
Saves.....	52	1984	19	1975
Innings Pitched.....	1,730.0	1927	738.0	1918
Hits Allowed.....	2,032	1931	656	1918
Runs Allowed.....	1,087	1927	275	1918
Earned Runs Allowed.....	852	1927	201	1918
Home Runs Allowed.....	158	2019	57	1989
Hit Batters.....	89	2022	14	1983, 1967, 1966
Walks Allowed.....	670	1949	210	1918
Strikeouts.....	1,256	2022	242	1918
Wild Pitches.....	93	2022	9	1917

### 2022 INDIANS - 1,256 SO

PITCHER	SO	PITCHER	SO
Cam Alldred	62	Zach Matson	29
David Bednar	4	Trey McGough	13
Tyler Beede	1	Nick Mears	27
Oswaldo Bido	122	Cristofer Melendez	43
Cody Bolton	82	Shea Murray	5
Austin Brice	53	John O'Reilly	29
Mike Burrows	42	Luis Ortiz	12
Brad Case	7	Johan Oviedo	13
Roansy Contreras	46	Dillon Peters	7
Chase De Jong	19	Quinn Priester	10
Yerry De Los Santos	20	Yohan Ramirez	4
Matt Eckelman	27	Colin Selby	2
Jerad Eickhoff	107	Peter Solomon	10
Junior Fernández	8	Eric Stout	15
Aaron Fletcher	9	Hunter Stratton	82
Eric Hanhold	49	Beau Sulser	14
Heath Hembree	3	Noe Toribio	31
Colin Holderman	4	Duane Underwood Jr.	2
Sam Howard	1	Cam Vieaux	47
Joe Jacques	27	Blake Weiman	16
Nathan Kirby	18	Bryse Wilson	34
Max Kranick	4	Miguel Yajure	53
Travis MacGregor	43		



Oswaldo Bido recorded a team-high 122 strikeouts to lift the Indians to a franchise-record 1,256 punchouts during the 2022 campaign.

## VICTORY FIELD ERA RECORDS

### Single-Game Team Batting Records

Team Batting	Record	Home/Road
Most Runs .....	21	19 - 5/6/04 vs. CLT (19-3) 21 - 7/6/17 at COL (21-1)
Most Runs, Both Clubs .....	33	33 - 4/24/98 vs. DUR (12-21) 29 - 4/16/22 at STP (13-16)
Most Runs, Inning .....	11	10 - 6/23/97 vs. IOW (4th inn.) 11 - 6/8/00 at OTT (3rd inn.)
Most Hits .....	23	22 - 5/31/05 vs. LOU 7/23/01 vs. TOL 23 - 4/27/18 at COL
Most Doubles .....	11	8 - 7/23/01 vs. TOL 11 - 7/8/11 at LOU
Most Triples .....	(5x) 3	3 - 6/11/22 vs. COL 5/28/15 vs. TOL 5/25/12 vs. LOU 3 - 4/22/16 at LOU 6/3/10 at GWN
Most Home Runs.....	(2x) 7	5 - 6/27/10 vs. TOL 7 - 7/6/17 at COL 7/3/97 at NAS
Most Home Runs, Both Clubs .....	10	8 - 7/15/19 vs. SYR 10 - 7/3/97 at NAS
Most Home Runs, Inning.....	(2x) 4	4 - 4/26/16 at DUR (9th inn.) 5/20/98 at PAW (5th inn.)
Most RBI.....	21	18 - 5/6/04 vs. CLT 21 - 7/6/17 at COL
Most Stolen Bases .....	9	9 - 5/4/09 vs. SWB 6 - 6/6/12 at PAW 5/2/08 at NOR 4/19/07 at NOR
Most Walks .....	15	15 - 5/5/22 vs. LOU 13 - 7/6/17 at COL 7/6/98 at LOU
Most Strikeouts.....	22	22 - 4/20/19 vs. LOU 17 - 4/30/22 at IOW 6/12/05 at ROC 5/2/98 at COL
Most Hit By Pitch .....	6	4 - 7/16/07 vs. SWB 4/10/05 vs. PAW 6 - 7/17/09 at PAW
Most Left on Base .....	17	17 - 8/1/15 vs. CLT 16 - 6/15/18 at COL 6/21/16 at GWN 7/10/13 at COL 5/2/13 at LHV 7/17/09 at PAW

### Single-Game Team Pitching Records

Team Pitching	Record	Home/Road
Most Runs Allowed .....	21	21 - 4/24/98 vs. DUR 20 - 7/20/98 at ROC
Most Hits Allowed .....	23	23 - 5/9/14 vs. NOR 21 - 7/12/07 at ROC
Most Home Runs Allowed.....	7	7 - 7/15/19 vs. SYR 6 - 9/26/22 at COL 6/21/15 at CLT 5/19/12 at BUF 7/28/05 at SYR
Most Hit Batters .....	(5x) 4	4 - 4/6/18 vs. COL 4/26/14 vs. SYR 7/20/05 vs. SYR 4/24/05 vs. TOL 4 - 7/28/21 at STP
Most Walks Allowed .....	14	14 - 7/6/09 vs. LOU 12 - 9/1/15 at COL
Most Strikeouts.....	20	19 - 7/30/17 vs. PAW 20 - 8/15/03 (1) at CLT
Most Wild Pitches .....	6	4 - 4/10/05 vs. PAW 6 - 7/19/97 at NO

ORGANIZATION

2023 INDIANS

IL & OPPONENTS

2022 REVIEW

PIRATES

HISTORY

GENERAL

# VICTORY FIELD ERA RECORDS

## Low-Hit Games in Victory Field Era

### No Hitters:

4/13/22 at STP	Chase De Jong / Austin Brice / Yerry De Los Santos	Win, 5-0
8/9/12 vs. CLT	Justin Wilson - 8.0ip, 0h, 0r, 0er, 1bb, 5k	Win, 3-0
4/29/12 at DUR	Justin Wilson / Jose Diaz / Doug Slaten	Win, 2-0
5/15/05 vs. NOR	Ian Snell - 9.0ip, 0h, 0r, 0er, 1bb, 9k	Win, 4-0
5/25/97 (2) at LOU	Pedro Martinez / Felix Rodriguez / Scott Service	Win, 1-0

### One-Hitters:

7/24/19 at SYR	James Marvel / Montana DuRapau / Dovydas Neverauskas	Win, 1-0
7/18/19 vs. SYR	James Marvel / Keone Kela / Jake Brentz / Geoff Hartlieb	Win, 9-1
*7/29/18 (2) at BUF	Damien Magnifico / Jesus Liranzo	Win, 2-0
4/23/16 at LOU	Jameson Taillon / Jorge Rondon / Terry Haley	Win, 1-0
4/11/15 vs. COL	Chris Volstad / A.J. Morris / Bobby LaFromboise / Blake Wood	Win, 2-0
4/13/13 (2) at COL	Brooks Brown / Ryan Reid / Vic Black	Win, 5-0
4/22/08 vs. LOU	John Van Benschoten / Mike Thompson / Romulo Sanchez / Jonah Bayliss	Win, 7-0
7/14/00 (2) at TOL	Ben Sheets - 7.0ip, 1h, 1r, 0er, 0bb, 8k	Win, 2-1
8/23/97 vs. LOU	Steve Parris - 9.0ip, 1h, 0r, 0er, 3bb, 11k	Win, 2-0
7/25/97 at LOU	Giovanni Carrara / Richie Lewis	Win, 6-0
7/24/96 (1) at NO	Travis Buckley - 6.0ip, 1h, 1r, 1er, 2bb, 1k	Loss, 1-0

\*The Indians played as the away team in Game 2 of a doubleheader at Victory Field

## No-Hitters Prior to Victory Field Era

8/6/88 at Nashville	Randy Johnson / Pat Pacillo - 8.0ip	Loss, 1-0
8/27/85 (1) vs. Buffalo	Rich Stoll - 7.0ip, 0h, 0r, 0er, 1bb, 4k	Win, 3-0
8/29/79 at Evansville	Paul Moskau / Davis May / Sheldon Burnside / Angel Torres	Win, 5-0
5/24/74 at Omaha	Tom Carroll - 9.0ip, 0h, 0r, 0er, 2bb, 5k	Win, 2-0
7/4/70 (1) vs. Evansville	Milt Wilcox - 7.0ip, 0h, 0r, 0er, 3bb, 3k	Win, 2-0
7/24/59 vs. Minneapolis	Gary Peters - 9.0ip, 0h, 0r, 0er, 5bb, 4k	Win, 5-0
5/17/45 at Kansas City	Edward Wright - 9.0ip, 0h, 0r, 0er, 3bb, 7k	Win, 2-0
9/2/1916 vs. Columbus	Victor Aldridge	Win, 3-0
6/25/1915 vs. Cleveland	Dan Tipple	Win, 6-0
9/3/1908 at Columbus	Rube Marquard	Win, 7-0

## 10+ Strikeouts in A Game (By Most K)

Date	Pitcher	K/IP	Date	Pitcher	K/IP
6/28/09 vs. TOL	Ian Snell	17k, 7.0ip	9/20/22 vs. STP	Oswaldo Bido	10k, 5.2ip
4/28/98 vs. CLT	Steve Parris	16k, 7.0ip	6/21/22 vs. MEM	Bryse Wilson	10k, 7.1ip
6/7/19 at LOU	Mitch Keller	13k, 5.0ip	5/4/21 at IOW	Chase De Jong	10k, 6.0ip
7/1/06 at TOL	Oliver Perez	13k, 7.0ip	4/27/19 at CLT	Mitch Keller	10k, 5.0ip
8/2/19 vs. COL	Mitch Keller	12k, 6.0ip	7/5/18 vs. LOU	Mitch Keller	10k, 6.0ip
7/30/17 vs. PAW	Tyler Glasnow	12k, 6.1ip	4/7/18 vs. COL	Tyler Eppler	10k, 5.2ip
6/26/17 vs. DUR	Tyler Glasnow	12k, 7.0ip	4/6/18 vs. COL	Nick Kingham	10k, 5.0ip
6/27/09 vs. TOL	Tom Gorzelanny	12k, 5.0ip	8/17/17 at BUF	Tyler Glasnow	10k, 6.2ip
6/17/07 at DUR	John Wasdin	12k, 7.2ip	6/19/17 vs. TOL	Drew Hutchison	10k, 7.0ip
5/31/98 vs. RIC	Steve Parris	12k, 8.0ip	9/1/16 (2) vs. LOU	Trevor Williams	10k, 6.1ip
5/8/97 vs. OMA	Brett Tomko	12k, 6.1ip	5/28/14 vs. BUF	Vance Worley	10k, 8.0ip
8/11/17 vs. SYR	Tyler Glasnow	11k, 7.0ip	4/19/13 at LOU	Andy Oliver	10k, 6.0ip
7/20/17 at GWN	Tyler Glasnow	11k, 6.0ip	8/29/11 at TOL	Nelson Figueroa	10k, 9.0ip
7/1/17 vs. LOU	Tyler Glasnow	11k, 5.2ip	5/17/10 at TOL	Brad Lincoln	10k, 7.0ip
6/20/17 vs. TOL	Tyler Glasnow	11k, 5.0ip	8/10/08 at ROC	Tom Gorzelanny	10k, 5.2ip
5/14/16 at SWB	Jameson Taillon	11k, 6.0ip	6/16/07 at DUR	Shane Youman	10k, 7.1ip
5/7/16 vs. LOU	Tyler Glasnow	11k, 7.0ip	6/14/06 at ROC	Tom Gorzelanny	10k, 7.0ip
4/27/16 at NOR	Steven Brault	11k, 6.0ip	8/14/04 at LOU	Travis Phelps	10k, 7.0ip
4/26/16 at DUR	Tyler Glasnow	11k, 6.0ip	8/7/04 vs. CLT	Jorge De La Rosa	10k, 6.0ip
5/27/12 at LOU	Jeff Locke	11k, 6.1ip	7/17/04 vs. PAW	Adrian Hernandez	10k, 7.0ip
7/9/06 vs. TOL	Marty McLeary	11k, 6.1ip	7/8/04 vs. OTT	Adrian Hernandez	10k, 5.2ip
5/3/05 at TOL	Zach Duke	11k, 6.2ip	8/3/03 vs. DUR	Luis Martinez	10k, 8.0ip
8/23/97 vs. LOU	Steve Parris	11k, 9.0ip	6/17/02 (1) at OTT	Jimmy Osting	10k, 7.0ip
6/11/97 vs. OKC	Scott Klingensbeck	11k, 8.0ip	7/10/97 vs. NO	Giovanni Carrara	10k, 7.0ip
			5/6/97 at IOW	Roger Salkeld	10k, 6.0ip

### Career Leaders

- 9 - Tyler Glasnow
- 4 - Mitch Keller
- 3 - Tom Gorzelanny
- 3 - Steve Parris
- 2 - Adrian Hernandez

# VICTORY FIELD ERA RECORDS

## Single-Game Individual Batting Records

Individual Batting	Record	Home/Road
Most At-Bat .....	9	7 - Willy Garcia, Alen Hanson, Gustavo Nunez, 8/1/15 vs. CLT Chase d'Arnaud, Felix Pie, 6/9/13 vs. NOR Starling Marte, Anderson Hernandez, Alex Presley, Matt Hague, 5/24/12 vs. LOU Pedro Ciriaco, 8/30/11 vs. TOL Brian Bixler, Jose Tabata, Larry Broadway, 9/4/09 vs. LOU Raul Gonzalez, Ray Sadler, 4/19/06 vs. OTT Nate McLouth, 8/6/05 (2) vs. TOL Elvis Pena, Marco Scutaro, Mike Coolbaugh, 4/21/01 vs. RIC 9 - Alex Presley, 7/10/13 at COL
Most Runs .....	5	4 - Diego Castillo, 9/19/21 vs. STP Steve Pearce, 5/29/09 vs. PAW Brian Bixler, 4/14/09 vs. COL Ty Wigginton, 8/15/05 vs. DUR Jeff Liefer, 5/17/04 vs. COL Mark Sweeney, 6/21/99 vs. ROC Tim Belk, 6/23/97 vs. IOW 5 - Chris Jones, 6/8/00 at OTT
Most Hits .....	(14x) 5	5 - MR: Kevin Newman, 8/7/18 vs. LHV 5 - MR: Ji Hwan Bae, 4/29/22 at IOW
Most Doubles .....	(16x) 3	3 - MR: Josh Bell, 6/11/16 vs. SYR 3 - MR: Jaff Decker, 6/27/14 at DUR
Most Triples .....	(10x) 2	2 - Trayvon Robinson, 4/12/19 vs. CLT Josh Harrison, 6/24/13 vs. CLT Felix Pie, 5/15/13 vs. BUF Darren Ford, 4/8/13 vs. TOL Michael Ryan, 8/11/07 vs. TOL Brian Bixler, 6/6/07 vs. ROC Dave Krynzal, 7/10/04 vs. OTT 2 - Willy Garcia, 4/27/16 at NOR Alex Presley, 7/22/13 at CLT Keith Luuloa, 6/4/03 at TOL
Most Home Runs .....	3	3 - Micah Franklin, 9/1/01 vs. TOL 2 - MR: Cal Mitchell, 5/13/22 at CLT
Most RBI .....	7	7 - Jacob Stallings, 5/31/16 vs. ROC 6 - Jose Osuna, 5/25/19 at COL Steve Pearce, 8/16/07 at DUR Tony Tarasco, 8/17/98 at NOR
Most Stolen Bases .....	5	5 - Nyier Morgan, 8/15/08 vs. DUR 4 - Rajai Davis, 8/4/06 at COL
Most Walks .....	4	4 - Travis Swaggerty, 8/7/22 vs. LOU Anthony Alford, 6/20/21 vs. MEM Steve Pearce, 4/22/10 vs. LOU 4 - Several Times
Most Strikeouts .....	5	5 - Larry Broadway, 4/12/09 vs. TOL 4 - MR: Drew Maggi, 9/11/22 at OMA
Longest Hitting Streak .....	21	Rajai Davis, 5/12-6/3/07
Consec. Games w/ HR .....	5	Ryan Thompson, 4/12-16/02 (7 HR)

### Three-Homer Games

<b>Victory Field Era</b>	
9/1/01 vs. TOL .....	Micah Franklin

<b>Prior to Victory Field Era</b>	
8/22/95 at OMA .....	Willie Greene
4/11/93 vs. Oklahoma City .....	Brian Dorsett
6/3/86 vs. Oklahoma City .....	Mike Hocutt
5/10/84 vs. Evansville .....	Mike Stenhouse
6/27/81 at Springfield .....	Nick Esasky
8/25/65 at Oklahoma City .....	Dick Kenworthy
5/22/54 at Minneapolis .....	Rocky Colavito

### Hitting For The Cycle

*8/7/18 vs. LHV .....	Kevin Newman .....	5-for-5, 2 2B, 2 R, 3 RBI
*8/7/18 vs. LHV .....	Jacob Stallings .....	4-for-5, 2 R, 3 RBI
4/22/16 at LOU .....	Josh Bell .....	4-for-5, 2 R, 5 RBI
6/2/12 vs. SYR .....	Jeff Clement .....	4-for-4, 2 R, 3 RBI
6/27/10 vs. TOL .....	Alex Presley .....	5-for-6, 2 1B, 2 R, 2 RBI
7/10/03 vs. NOR .....	Jason Conti .....	4-for-5, 3 R, 3 RBI

\*Both cycles were completed in the 8th inning

ORGANIZATION

2023 INDIANS

IL & OPPONENTS

2022 REVIEW

PIRATES

HISTORY

GENERAL

# VICTORY FIELD ERA RECORDS

## Single-Game Individual Pitching Records

Individual Pitching	Record	Home/Road
Most Hits Allowed .....	(2x) 14	14 - Kyle Peterson, 7/26/01 vs. PAW 14 - John Snyder, 7/14/01 at DUR
Most Runs Allowed .....	(3x) 11	11 - Rinelvys Hernandez, 7/22/07 vs. DUR Justin Reid, 4/27/05 vs. COL 11 - Cory Stewart, 6/29/05 at OTT
Most ER Allowed .....	(8x) 10	10 - Hansel Iztquierdo, 7/20/05 vs. SYR Kyle Peterson, 7/26/01 vs. PAW 10 - Beau Sulser, 9/25/21 at OMA Casey Sadler, 6/21/15 at CLT Eric Hacker, 8/18/09 at LOU John Snyder, 7/28/01 at SWB John Snyder, 5/12/01 at DUR Jesus Martinez, 7/20/98 at ROC
*Most HR Allowed .....	(4x) 4	4 - Daniel McCutchen, 8/27/08 vs. LOU Ian Snell, 6/17/05 vs. BUF 4 - Casey Sadler, 6/21/15 at CLT Matt Ginter, 8/13/06 at CLT
Most Hit Batters .....	(4x) 3	3 - Rick van den Hurk, 6/28/12 vs. TOL Donnie Veal, 5/13/10 vs. ROC Hansel Iztquierdo, 7/20/05 vs. SYR Bobby Bradley, 4/24/05 vs. TOL 2 - MR: Miguel Yajure, 8/9/22 at MEM
Most Walks .....	(9x) 7	7 - Alex McRae, 8/4/19 vs. COL Eric Hacker, 5/31/09 vs. PAW Oliver Perez, 9/1/05 vs. TOL 7 - Carlos Chantres, 6/4/01 vs. CLT Andy Oliver, 6/19/13 (2) at NOR Jeff Locke, 7/23/12 at TOL Luis Munoz, 4/6/08 at PAW Bobby Bradley, 4/15/05 at NOR Jason Bere, 7/18/99 at CLT
Most Strikeouts.....	17	17 - Ian Snell, 6/28/09 vs. TOL 13 - Mitch Keller, 6/7/19 at TOL Oliver Perez, 7/1/06 at TOL
Most Wild Pitches .....	5	4 - Bobby Bradley, 4/10/05 vs. PAW 5 - Jeff Tabaka, 7/19/97 at NO
Fewest Hits, CG (9.0ip).....	0	0 - Ian Snell, 5/15/05 vs. NOR 2 - MR: Jimmy Osting, 5/7/02 at PAW
Fewest Hits, CG (< 9.0ip).....	0	0 - Justin Wilson, 8/9/12 vs. CLT (8.0ip) 1 - Ben Sheets, 7/14/00 (2) at TOL (7.0ip) Travis Buckley, 7/24/96 (1) at NO (6.0ip)
Most Consecutive Strikeouts.....	13	13 - Ian Snell, 6/28/09 vs. TOL

\*(Thru '05 MLBAM Data Tracking)

ORGANIZATION

2023 INDIANS

IL & OPPONENTS

2022 REVIEW

PIRATES

HISTORY

GENERAL

# VICTORY FIELD ERA RECORDS

## Single-Season Team Batting

Team Batting	High	Year	Low	Year
Batting Average	.284	1999	.235	2021
*Batting Average, Month (Only Includes Full Months)	.292	August 2009	.223	May 2021
At-Bats	4,977	1999	4,209	2021
Runs	788	1999	526	2002
Runs, Month (Only Includes Full Months)	192	June 1999	72	April 2003
Run Differential	+162	2012	-89	2002
Hits	1,411	1999	991	2021
Doubles	310	2018	208	2021
Triples	(2x) 45	2015, 2011	14	2021
Home Runs	160	1998	70	2015
*HR, Home	81	2005	24	2015
*HR, Road	(3x) 76	2021, 2019, 2005	44	2012
*HR, Month	39	June 2005	6	April 2018
*Grand Slams	6	2007	(6x) 1	2017, '15, '14, '12, '09, '06
RBI	748	1999	493	2002
*RBI, Month	158	June 2005	75	April 2015
Total Bases	2,235	1999	1,644	2021
Walks	607	2022	369	2003
Strikeouts	1,393	2022	845	2004
Stolen Bases	198	2008	69	2019
Caught Stealing	(2x) 80	2016, 2008	26	2021
On-Base Percentage	.354	1998	.316	2002
Slugging Percentage	.449	1999	.369	2015
Grounded into Double Play	132	1999	74	2004
Hit by Pitch	98	2007	24	2016
Sacrifice Bunts	77	2015	12	2022
Sacrifice Flies	(2x) 51	2014, 1999	(2x) 30	2021, 2006

### Miscellaneous:

Consecutive Games Scoring 10+ Runs: .....(2x) 3, 5/31-6/2/13 at COL  
6/9-11/99 vs. DUR/at CLT (2x)

Consecutive Games w/HR: ..... 17, 6/26-7/13/98

## Single-Season Team Pitching

Team Pitching	High	Year	Low	Year
ERA	4.95	1999	3.09	2015
Complete Games	8	1997	(2x) 0	2021, 2008
Shutouts	19	2016	(2x) 5	2021, 2002
Saves	(2x) 48	2006, 1997	22	2021
Innings Pitched	1,298.1	2013	1,119.1	2021
Hits Allowed	1,386	1999	1,100	2021
Runs Allowed	773	1999	500	2012
Earned Runs Allowed	696	1999	441	2015
Home Runs Allowed	158	2019	63	2015
Hit Batters	89	2022	34	2006
Walks Allowed	591	2022	393	2006
Strikeouts	1,256	2022	854	1999
Wild Pitches	93	2022	29	2002
Average Against	.283	1999	.233	2012

### Miscellaneous:

Consecutive Shutouts: ..... 2, MR: 5/29-30/19 vs. CLT

\*Consecutive Shutout Innings: ..... 29.0, 4/27-30/12 at DUR

Consecutive Games Allowing 10+ Runs: ..... 4, 8/8-11/98 vs. DUR (3x)/vs. NOR

Consecutive Games Allowing HR: ..... 13, 6/16 (1)-28/19

\*(Thru '05 MLBAM Data Tracking)

ORGANIZATION

2023 INDIANS

IL & OPPONENTS

2022 REVIEW

PIRATES

HISTORY

GENERAL

# VICTORY FIELD ERA RECORDS

## Single-Season Individual Batting Records

Individual Batting	No.	Player	Year
Batting Average (Min. 2.7 PA/League Game).....	331	Roberto Petagine	1998
*Batting Average, Month (Min. 75 AB) .....	432	Brock Holt	August 2012
Games .....	142	Matt Hague	2013
At-Bats .....	536	Matt Hague	2013
Runs .....	102	Damian Jackson	1998
*Runs, Month .....	28	Austin Meadows	May 2017
Hits .....	166	D.T. Cromer	1999
*Hits, Month .....	43	Josh Bell	June 2016
Singles .....	113	Matt Hague	2011
Doubles .....	37	(5x) MR: Matt Hague	2013
Triples .....	13	Starling Marte	2012
Home Runs .....	30	D.T. Cromer	1999
*Home Runs, Month .....	(2x) 10	Michael Ryan/Brad Eldred	July 2007/July 2005
*Grand Slams.....	(5x) 2	J. Bell/B. Moss/Jose Hernandez/R. Petagine/Aaron Boone	2016/2010/2007/1998/1997
Extra-Base Hits .....	71	D.T. Cromer	1999
Total Bases .....	301	D.T. Cromer	1999
RBI .....	109	Roberto Petagine	1998
*RBI, Month.....	31	Brandon Moss	July 2010
Walks.....	90	Max Moroff	2016
Strikeouts.....	194	Mason Martin	2022
Stolen Bases.....	45	Rajai Davis	2006
*Stolen Bases, Month .....	(2x) 15	Felix Pie/Rajai Davis	May 2013/May 2007
Caught Stealing .....	19	Andrew McCutchen	2008
Slugging Percentage (Min. 2.7 PA/League Game).....	617	Roberto Petagine	1998
On-Base Percentage (Min. 2.7 PA/League Game).....	436	Roberto Petagine	1998
Sacrifice Flies .....	(2x) 10	Neil Walker/Pete Zoccolillo	2008/2003
Sacrifice Hits .....	13	Gustavo Nunez	2015
Grounded Into Double Play.....	21	Willy Garcia	2016
Hit By Pitch.....	18	Luis Matos	2007

\* (Thru '05 MLBAM Data Tracking)

## Walk-Off Wins

Date	Player (Outs, Type)	Final Score	Date	Player (Outs, Type)	Final Score
4/8/22 vs. OMA	Travis Swaggerty (1 out, 1R 1B)	3-2	4/17/15 vs. LOU	Elias Diaz (1 out, 1R 1B)	3-2 (13)
4/23/22 vs. COL	Canaan Smith-Njigba (0 outs, 1R 1B)	3-2	4/29/15 vs. LOU	Gorkys Hernandez (2 outs, 1R 1B)	2-1 (2)
<b>4/24/22 vs. COL</b>	<b>Oneil Cruz (1 out, 2R HR)</b>	<b>8-7 (11)</b>	5/2/15 vs. LHV	Brent Morel (2 outs, 2R 1B)	6-5
6/9/22 vs. COL	Jared Oliva (2 outs, stole home)	6-5	5/20/15 vs. PAW	Steve Lombardozzi (1 out, 1R 1B)	2-1 (12)
7/4/22 vs. IOW	Kevin Newman (1 out, 2R 1B)	5-4 (10)	6/13/15 vs. GWN	Gorkys Hernandez (1 out, BB)	4-3
7/23/22 vs. STP	Mason Martin (1 out, 1R 1B)	7-6	<b>6/16/15 vs. DUR</b>	<b>Jaff Decker (1 out, solo HR)</b>	<b>3-2 (10)</b>
8/2/22 vs. LOU	Diego Castillo (2 outs, 1R 1B)	5-4 (10)	7/21/15 vs. SWB	Steve Lombardozzi (0 outs, 1R 1B)	3-2
8/3/22 (1) vs. LOU	Mason Martin (2 outs, 1R 1B)	4-3 (7)	8/1/15 vs. CLT	Josh Bell (2 outs, 1R 1B)	6-5 (13)
			8/11/15 vs. TOL	Josh Bell (1 out, 1R 2B)	4-3 (11)
5/16/21 vs. TOL	Christian Bethancourt (2 outs, 1R 1B)	6-5	8/24/15 vs. LOU	Keon Broxton (1 out, 1R 1B)	3-2 (13)
6/17/21 vs. MEM	Wilmer Difo (1 out, 1R 1B)	3-2 (11)	4/10/14 vs. TOL	Chris Dickerson (1 out, 1R 1B)	4-3
6/20/21 vs. MEM	Christian Bethancourt (2 outs, 2R 1B)	8-7 (11)	4/21/14 vs. LOU	Adalberto Santos (1 out, 1R 2B)	6-5 (11)
6/30/21 vs. IOW	Christian Bethancourt (0 outs, 1R 1B)	2-1 (10)	4/26/14 vs. SYR	Michael Martinez (1 out, 1R 1B)	6-5
7/1/21 vs. IOW	Christian Bethancourt (1 out, 2R 1B)	7-6 (12)	5/16/14 vs. PAW	Chris McGuinness (2 out, 1R 1B)	6-5
7/20/21 vs. TOL	Joe Hudson (0 outs, 1R 1B)	12-11 (10)	8/2/14 vs. TOL	Mel Rojas Jr. (no out, 1R 2B)	4-3 (10)
<b>8/10/21 vs. STP</b>	<b>Michael Chavis (2 outs, 2R HR)</b>	<b>9-8</b>	4/9/13 vs. TOL	Jared Goedert (0 outs, 1R 1B)	3-2 (10)
8/27/21 vs. LOU	Bligh Madris (1 out, 1R SF)	3-2 (10)	<b>4/22/13 vs. LOU</b>	<b>Tony Sanchez (2 outs, 2R HR)</b>	<b>5-4</b>
9/5/21 (1) vs. IOW	Christian Bethancourt (1 out, 2R 1B)	4-3 (7)	5/30/13 vs. PAW	Matt Hague (1 out, 1R WP)	3-2 (10)
9/29/21 vs. NAS	Jared Oliva (1 out, 1R E6)	5-4 (10)	6/8/13 vs. NOR	Darren Ford (1 out, 1R SF)	3-2 (11)
4/17/19 vs. TOL	Will Craig (2 outs, 1R E4)	8-7	<b>6/9/13 vs. NOR</b>	<b>Andrew Lambino (1 out, solo HR)</b>	<b>9-8 (13)</b>
4/21/19 vs. LOU	Eric Wood (0 outs, 1R 1B)	2-1 (11)	8/8/13 vs. TOL	Robert Andino (2 outs, 1R 1B)	2-1 (10)
<b>7/30/19 vs. COL</b>	<b>Will Craig (0 outs, solo HR)</b>	<b>3-2</b>	8/9/13 vs. TOL	Darren Ford (1 out, balk)	6-5 (11)
8/18/19 vs. LHV	Christian Kelley (1 out, 1R 1B)	8-7 (10)	8/13/13 vs. COL	Ali Solis (2 out, 1R 1B)	5-4 (11)
5/3/18 vs. GWN	Eric Weiss (2 outs, 2R 1B)	3-2	8/30/13 vs. LOU	Jared Goedert (0 outs, 1R 2B)	4-3
6/23/18 vs. DUR	Pablo Reyes (1 out, BB)	7-6 (10)	4/13/12 vs. TOL	Nick Evans (2 outs, 1R 1B)	3-2
8/8/18 vs. LHV	Jason Martin (1 out, 1R 1B)	4-3	5/12/12 vs. NOR	Matt Hague (0 outs, 1R 1B)	5-4 (14)
5/14/17 vs. NOR	Austin Meadows (1 out, 1R 1B)	5-4 (11)	5/24/12 vs. LOU	Matt Hague (1 out, 1R 1B)	2-1 (15)
5/21/17 vs. TOL	Barrett Barnes (0 outs, 1R SF)	3-2 (11)	7/19/12 vs. GWN	Eric Fryer (0 outs, 1R 1B)	5-4 (10)
6/30/17 vs. LOU	Phil Gosselin (1 out, 1R 1B)	6-5	<b>8/25/12 vs. COL</b>	<b>Dallas McPherson (1 out, 2R HR)</b>	<b>8-6</b>
7/30/17 vs. PAW	Kevin Newman (2 outs, 1R 1B)	3-2 (12)			
4/15/16 vs. COL	Danny Ortiz (2 outs, 1R 1B)	3-2 (11)			
5/3/16 vs. DUR	Adam Frazier (2 outs, 1R 1B)	1-0 (12)			
5/7/16 vs. LOU	Danny Ortiz (1 out, 1R 2B)	2-1			
6/12/16 vs. SYR	Josh Bell (2 outs, 1R 2B)	5-4			
7/6/16 vs. LOU	Danny Ortiz (1 out, 1R SF)	3-2 (11)			
7/29/16 vs. NOR	Danny Ortiz (1 out, 1R 1B)	2-1 (12)			
<b>8/15/16 vs. LOU</b>	<b>Allen Hanson (1 out, grand slam)</b>	<b>5-2</b>			

# VICTORY FIELD ERA RECORDS

## Walk-Off Wins (cont.)

Date	Player (Outs, Type)	Final Score	Date	Player (Outs, Type)	Final Score
6/11/11 vs. GWN	Matt Hague (1 out, 1R 1B)	1-0	6/1/02 vs. PAW	Bill Hall (1 out, 1R 1B)	5-4
6/25/11 vs. PAW	John Bowker (1 out, 1R WP)	6-5	7/16/02 vs. TOL	Steve Scarborough (2 outs, 1R 1B)	2-1
<b>7/10/11 vs. LOU</b>	<b>John Bowker (1 out, 2R HR)</b>	<b>5-3 (10)</b>	7/17/02 vs. RIC	Jim Rushford (1 out, 1R 1B)	3-2 (10)
7/22/11 vs. ROC	Gorkys Hernandez (2 outs, 1R 1B)	5-4 (10)	8/18/02 vs. TOL	Bobby Smith (2 outs, 1R 1B)	2-1 (10)
7/25/11 vs. ROC	Josh Harrison (2 outs, 1R 1B)	7-6 (12)	8/30/02 vs. LOU	Marcus Jensen (2 outs, 1R 1B)	4-3 (13)
8/19/11 vs. LOU	Jeff Clement (1 out, 1R E6)	3-2 (10)	4/5/01 vs. TOL	Micah Franklin (1 out, 1R WP)	6-5
8/21/11 vs. LHV	Chase d'Arnaud (1 out, 1R 1B)	3-2	4/7/01 vs. TOL	Mark Sweeney (0 out, 1R 1B)	10-9 (11)
8/25/11 vs. COL	Eric Fryer (2 outs, 2R 1B)	3-2	<b>4/10/01 vs. COL</b>	<b>Mike Coolbaugh (1 out, 2R HR)</b>	<b>9-7 (10)</b>
8/30/11 vs. TOL	Pedro Ciriaco (2 outs, 1R 1B)	5-4 (12)	4/11/01 vs. COL	Elvis Pena (2 outs, 1R 1B)	2-1
6/8/10 vs. PAW	Kevin Melillo (1 out, 3B + E4)	6-5 (11)	5/4/01 vs. ROC	Alex Sanchez (2 outs, 1R 1B)	3-2
<b>6/28/10 vs. TOL</b>	<b>Kevin Melillo (2 outs, solo HR)</b>	<b>6-5</b>	<b>5/15/01 vs. SWB</b>	<b>Micah Franklin (1 out, 3R HR)</b>	<b>6-3</b>
8/14/10 vs. SYR	Alex Presley (1 out, 1R 1B)	4-3	5/17/01 vs. SWB	Kevin Brown (2 outs, 2R 2B)	9-8
4/12/09 vs. TOL	Neil Walker (1 out, 1R 2B)	3-2 (14)	5/19/01 vs. SYR	Kevin Brown (1 out, 1R 1B)	4-3 (11)
5/2/09 (2) vs. ROC	Shelby Ford (1 out, 1R 2B)	3-2 (8)	<b>6/6/01 (1) vs. DUR</b>	<b>Mike Coolbaugh (1 out, solo HR)</b>	<b>4-3 (10)</b>
5/20/09 vs. PAW	Steve Pearce (1 out, 1R WP)	4-3 (13)	<b>6/20/01 vs. BUF</b>	<b>Robert Perez (2 outs, 2R HR)</b>	<b>6-5 (10)</b>
6/4/09 (2) vs. LHV	Steve Pearce (2 outs, 1R 2B)	1-0 (9)	6/22/01 vs. NOR	Robert Perez (1 out, 2R 1B)	4-3
6/17/09 (1) vs. GWN	Luis Alfonso Cruz (2 outs, 1R 1B)	3-2 (7)	7/4/01 vs. OTT	Mike Coolbaugh (1 out, 1R 1B)	3-2 (10)
6/28/09 vs. TOL	Garrett Jones (2 outs, 1R 1B)	2-1 (10)	7/19/01 vs. COL	Robinson Cancel (1 out, 1R SF)	6-5 (12)
7/21/09 vs. DUR	Brian Myrow (2 outs, 1R 1B)	2-1	8/27/01 vs. LOU	Robinson Cancel (2 outs, 1R 2B)	5-4
7/23/09 vs. DUR	Argenis Diaz (2 outs, 1R WP)	4-3 (10)	4/16/00 vs. NOR	Kurt Bierek (2 outs, 2R 1B)	6-5 (10)
8/25/09 vs. COL	Brian Myrow (1 out, 2R 1B)	8-7	5/2/00 (2) vs. COL	Jose Fernandez (1 out, 1R 1B)	4-3 (7)
4/13/08 vs. NOR	Kevin Thompson (1 out, 1R 1B)	2-1	5/21/00 vs. DUR	Santiago Perez (2 outs, 1R 1B)	11-10
5/15/08 vs. SYR	Andrew McCutchen (1 out, 1R 1B)	3-2 (11)	5/31/00 vs. SWB	Kevin Barker (1 out, 1R 1B)	5-4 (12)
<b>6/20/08 vs. ROC</b>	<b>Steve Pearce (2 outs, 3R HR)</b>	<b>8-7</b>	<b>7/23/00 vs. COL</b>	<b>Santiago Perez (1 out, 2R HR)</b>	<b>4-2</b>
7/7/08 vs. COL	Nyjer Morgan (0 outs, 1R 1B)	3-2	4/9/99 vs. TOL	Jason LaRue (1 out, 1R 1B)	1-0
8/18/08 vs. DUR	Jason Delaney (0 outs, 1R SF)	9-8	<b>7/5/99 vs. SYR</b>	<b>Jason Hardtke (1 out, solo HR)</b>	<b>4-3 (10)</b>
4/8/07 vs. COL (1)	Chris Aguila (2 outs, 1R 1B)	1-0 (8)	8/10/99 vs. DUR	Jason LaRue (1 out, 1R SF)	6-5
6/18/07 vs. PAW	Carlos Maldonado (1 out, BB)	4-3	8/13/99 vs. CLT	Jason Williams (1 out, 1R 2B)	7-6
6/19/07 vs. PAW	Elmar Diaz (2 outs, 1R 1B)	4-3 (10)	8/21/99 vs. TOL	Mike Frank (0 outs, 1R 1B)	11-10 (12)
7/1/07 vs. RIC	Don Kelly (2 outs, 1R 1B)	8-7	<b>8/28/99 vs. LOU</b>	<b>Darrell Whitmore (1 out, 2R HR)</b>	<b>4-3</b>
<b>7/20/07 vs. DUR</b>	<b>Adam Bovee (0 outs, solo HR)</b>	<b>5-4</b>	<b>8/29/99 vs. LOU</b>	<b>Jeff Branson (1 out, grand slam)</b>	<b>6-4</b>
7/31/07 vs. DUR	Jose Hernandez (1 out, 2R HR)	5-3	5/15/98 (1) vs. SWB	Damian Jackson (0 outs, solo HR)	8-7 (9)
<b>8/15/07 vs. LOU</b>	<b>Luis Ordaz (1 out, solo HR)</b>	<b>3-2 (11)</b>	6/1/98 vs. RIC	Guillermo Garcia (1 out, solo HR)	3-2
4/21/06 vs. OTT	Yurendell DeCaster (1 out, 2R HR)	4-2	6/2/98 vs. RIC	Tony Tarasco (0 outs, solo HR)	7-6 (10)
6/24/06 vs. RIC	Adam Bovee (0 outs, solo HR)	6-5 (12)	7/10/98 vs. NOR	Jon Nunnally (1 out, 2R HR)	4-2 (12)
7/4/06 vs. COL	Yurendell DeCaster (0 outs, 2R HR)	5-3	8/20/98 vs. CLT	Kevin Baez (0 outs, 1R E1)	5-4
7/15/06 vs. BUF	Chris Richard (1 out, BB)	3-2 (13)	<b>8/24/98 vs. COL</b>	<b>Mark P. Johnson (2 outs, solo HR)</b>	<b>4-3</b>
8/20/06 vs. RIC	Craig Stansberry (1 out, 1R 1B)	2-1	4/24/97 vs. NO	Eric Owens (2 outs, 1R 2B)	8-7 (11)
4/8/05 vs. PAW	Graham Koonce (0 outs, solo HR)	7-6	4/28/97 vs. OKC	Brian Hunter (2 outs, 2R 2B)	4-3 (13)
5/10/05 vs. RIC	Yurendell DeCaster (1 out, grand slam)	10-6	5/14/97 vs. IOW	Eric Owens (1 out, 1R 1B)	7-6
6/4/05 vs. CLT	Jose Leon (2 outs, 3R HR)	9-6	5/29/97 vs. BUF	Tim Belk (2 outs, 1R 1B)	6-5 (11)
7/7/05 vs. CLT	Jon Nunnally (2 outs, 1R 1B)	4-3 (13)	6/7/97 vs. NO	Eric Owens (1 out, 2R HR)	7-5 (10)
7/10/05 vs. DUR	Ty Wigginton (0 outs, grand slam)	9-5	6/22/97 vs. OMA	Eric Owens (1 out, 1R 2B)	7-6
8/6/05 (1) vs. TOL	Yurendell DeCaster (1 out, E4)	2-1 (11)	7/13/97 vs. NO	Ozzie Timmons (2 outs, 1R 1B)	6-5 (12)
8/6/05 (2) vs. TOL	Yurendell DeCaster (1 out, 1R SF)	5-4 (13)	<b>8/8/97 (2) vs. NAS</b>	<b>Tim Belk (2 outs, 3R HR)</b>	<b>6-3 (8)</b>
8/21/05 vs. SWB	Yurendell DeCaster (1 out, 1R 1B)	5-4	<b>8/12/97 vs. NAS</b>	<b>Pat Watkins (0 outs, solo HR)</b>	<b>7-6</b>
9/2/05 vs. LOU	J.J. Furmaniak (1 out, 1R 2B)	8-7	8/24/97 vs. LOU	Brian Hunter (1 out, 1R 1B)	3-2 (12)
4/19/04 vs. RIC	J.J. Hardy (2 outs, 1R 1B)	7-6	8/27/97 vs. BUF	Aaron Boone (2 outs, 1R 1B)	2-1 (10)
<b>6/29/04 vs. BUF</b>	<b>Peter Bergeron (2 outs, 2R HR)</b>	<b>3-2 (12)</b>	7/17/96 vs. NO	Roberto Mejia (1 out, 1R 1B)	5-4
7/4/04 vs. LOU	Peter Bergeron (2 outs, 1R 1B)	2-1	7/30/96 vs. BUF	Chad Mottola (1 out, 1R SF)	5-4 (10)
<b>8/7/04 vs. CLT</b>	<b>Jeff Liefer (1 out, grand slam)</b>	<b>9-5</b>	7/31/96 vs. BUF	Keith Mitchell (1 out, BB)	3-2
8/27/04 vs. COL	Peter Bergeron (2 outs, 1R bunt 1B)	8-7	8/11/96 vs. IOW	Pokey Reese (2 outs, 1R WP)	2-1
8/30/04 vs. TOL	Corey Hart (1 out, 1R 1B)	2-1 (12)			
4/9/03 vs. DUR	Pete Zoccolillo (0 outs, 2R HR)	4-2 (10)			
6/29/03 vs. RIC	Pete Zoccolillo (2 outs, solo HR)	3-2 (12)			
7/21/03 vs. COL	Steve Scarborough (1 out, grand slam)	6-4			
7/22/03 vs. COL	Pete Zoccolillo (2 outs, BB)	5-4			
8/8/03 vs. CLT	Jim Rushford (2 outs, 1R 1B)	1-0 (10)			
8/10/03 vs. CLT	Jason Conti (2 outs, 1R 1B)	4-3 (11)			
8/27/03 vs. COL	Steve Scarborough (0 outs, 1B)	4-3			
8/30/03 vs. COL	Cody McKay (1 out, BB)	3-2 (12)			

### Career Leaders

6 - Yurendell DeCaster	3 - Peter Bergeron
5 - Christian Bethancourt	3 - Mike Coolbaugh
4 - Matt Hague	3 - Gorkys Hernandez
4 - Danny Ortiz	3 - Steve Pearce
4 - Eric Owens	3 - Steve Scarborough
3 - Josh Bell	3 - Pete Zoccolillo



# VICTORY FIELD ERA RECORDS

## Grand Slams

Date	Player	Date	Player
5/10/22 at CLT	Rodolfo Castro	4/17/07 at NOR	Ryan Doumit
5/10/22 at CLT	Jared Oliva	5/24/07 at SWB	Nick Green
7/2/22 at NAS	Yoshi Tsutsugo	7/5/07 vs. NOR	Yurendell DeCaster
7/26/22 at TOL	Jack Suwinski	7/15/07 at ROC	Brian Bixler
		8/18/07 at CLT	Jose Hernandez
6/19/21 vs. MEM	Hunter Owen	8/25/07 vs. TOL	Jose Hernandez
7/18/21 vs. OMA	Bligh Madris		
4/17/19 vs. TOL	Bryan Reynolds	8/28/06 at RIC	Craig Stansberry
5/3/19 vs. LOU	Kevin Kramer	5/10/05 vs. RIC	Yurendell DeCaster
6/8/18 at PAW	Max Moroff	6/25/05 at TOL	Nate McLouth
8/3/18 at TOL	Wyatt Mathisen	7/10/05 vs. DUR	Ty Wigginton
		7/14/05 at CLT	Graham Koonce
7/23/17 at GWN	Danny Ortiz	4/19/04 vs. RIC	J.J. Hardy
4/22/16 at LOU	Josh Bell	8/7/04 vs. CLT	Jeff Liefer
6/30/16 at TOL	Pedro Florimon	6/28/03 vs. RIC	Jim Rushford
8/4/16 at COL	Danny Ortiz	7/3/03 at COL	Keith Luuloa
8/8/16 vs. TOL	Josh Bell	7/21/03 vs. COL	Steve Scarborough
8/15/16 vs. LOU	Alen Hanson	6/19/02 vs. NOR	Jon Zuber
5/26/15 at BUF	Gorkys Hernandez	4/22/00 at COL	Kurt Bierek
5/12/14 vs. NOR	Matt Hague	5/20/00 vs. DUR	Brad Tyler
5/11/13 vs. TOL	Felix Pie	6/8/00 at OTT	Everett Stull (Pitcher)
5/20/13 at PAW	Jerry Sands	*9/10/00 at DUR	Creighton Gubanich
6/11/13 vs. NOR	Brett Carroll	4/8/99 vs. TOL	Rod McCall (Opening Day)
8/23/13 at ROC	Lucas May	5/18/99 at OTT	Damon Hollins
5/27/12 at LOU	Starling Marte	8/29/99 vs. LOU	Jeff Branson
4/26/11 vs. NOR	Jason Jaramillo	4/13/98 vs. COL	Roberto Petagine
5/27/11 at PAW	Andy Marte	5/20/98 at PAW	Glenn Murray
8/6/11 vs. TOL	Matt Hague	7/19/98 at ROC	Jayhawk Owens
8/29/11 at TOL	Pedro Alvarez	8/8/98 vs. DUR	Roberto Petagine
4/28/10 at PAW	Brian Myrow	8/30/98 at COL	Jon Nunnally
6/24/10 vs. DUR	Brandon Moss	5/4/97 (2) vs. OMA	Pokey Reese
7/28/10 at SYR	Brandon Moss	5/6/97 at IOW	Aaron Boone
7/5/09 (2) vs. LOU	Brian Bixler	7/3/97 at NAS	Pat Watkins
4/17/08 vs. PAW	Steve Pearce	7/24/97 at OKC	Aaron Boone
5/20/08 vs. LOU	Neil Walker	8/20/97 (2) at NAS	Guillermo Garcia
6/12/08 at TOL	Ronny Paulino	8/5/96 at NAS	Keith Mitchell
8/5/08 at BUF	Michel Hernandez		

### Career Leaders

2 - Josh Bell	2 - Jose Hernandez
2 - Brian Bixler	2 - Brandon Moss
2 - Aaron Boone	2 - Danny Ortiz
2 - Yurendell DeCaster	2 - Roberto Petagine
2 - Matt Hague	

\*Game 5 of 2000 Governors' Cup Semifinals

ORGANIZATION

2023 INDIANS

IL & OPPONENTS

2022 REVIEW

PIRATES

HISTORY

GENERAL

# VICTORY FIELD ERA RECORDS

## Indians Leadoff Home Runs

Date	Player	Date	Player
5/1/22 at IOW	Ji Hwan Bae	4/21/09 at TOL	Andrew McCutchen
5/20/22 vs. TOL	Ji Hwan Bae	5/31/09 vs. PAW	Andrew McCutchen
5/29/22 at STP	Oneil Cruz	7/6/09 vs. LOU	Brian Bixler
6/4/22 at OMA	Oneil Cruz	7/7/09 at COL	Brian Bixler
8/21/22 vs. IOW	Hoy Park	7/26/09 vs. BUF	Brian Bixler
		8/19/09 at LOU	Jose Tabata
5/4/21 at IOW	Travis Swaggerty	4/7/08 at SYR	Andrew McCutchen
5/11/21 vs. TOL	Travis Swaggerty	8/8/08 at ROC	Nyjer Morgan
6/13/21 at NAS	Anthony Alford		
6/16/21 vs. MEM	Anthony Alford	6/3/07 vs. CLT	Rajai Davis
8/7/21 at IOW	Tucupita Marcano	7/25/07 at IOW	Adam Boeve
9/26/21 at OMA	Oneil Cruz		
4/5/19 at COL	Cole Tucker	5/18/05 at PAW	Chris Duffy
5/21/19 at LOU	Jason Martin	8/14/05 at NOR	Ray Sadler
		4/22/04 at TOL	Dave Krynzal
5/12/18 vs. COL	Kevin Newman	6/4/04 vs. ROC	Chris Magruder
5/23/18 vs. LOU	Max Moroff		
6/3/18 vs. SWB	Christopher Bostick	6/20/03 at PAW	Bill Hall
7/8/18 vs. COL	Kevin Newman	7/3/03 at COL	Bill Hall
8/12/18 vs. PAW	Max Moroff	4/11/02 at CLT	Ryan Christenson
4/8/17 vs. TOL	Max Moroff	*9/11/00 at SWB	Santiago Perez
4/19/17 vs. DUR	Max Moroff		
4/27/17 (2) at PAW	Christopher Bostick	8/13/99 vs. CLT	Jason Hardtke
8/20/16 at LOU	Alen Hanson	6/10/98 at SYR	Damian Jackson
5/30/15 vs. TOL	Alen Hanson	7/11/98 vs. ROC	Damian Jackson
		9/3/98 vs. TOL	Damian Jackson
4/16/14 at LOU	Chris Dickerson	<b>Career Leaders</b>	
6/6/14 at SYR	Gregory Polanco	4 - Max Moroff	3 - Damian Jackson
7/19/14 at COL	Robert Andino	3 - Brian Bixler	3 - Andrew McCutchen
		3 - Oneil Cruz	
6/2/13 at COL	Chase d'Arnaud	*Game 1 of Governors' Cup Championship	
6/15/13 at DUR	Josh Harrison		
4/18/10 vs. TOL	Neil Walker		
8/6/10 (2) at DUR	Kevin Melillo		
8/16/10 vs. SYR	Kevin Melillo		



Oneil Cruz smacked two leadoff home runs in 2022 to give him three all time in an Indians uniform, making him the fifth player in the Victory Field era with at least three leadoff homers.

ORGANIZATION

2023 INDIANS

IL & OPPONENTS

2022 REVIEW

PIRATES

HISTORY

GENERAL

# VICTORY FIELD ERA RECORDS

## Pinch-Hit Home Runs

Date	Player (HR Type, Inn.)	Final Score
4/30/22 at IOW	Brendt Citta (Solo, 9th)	W, 4-3
9/11/22 at OMA	Brendt Citta (2-Run, 8th)	W, 19-9
5/6/21 at IOW	Troy Stokes Jr. (Solo, 7th)	W, 5-4
6/20/21 vs. MEM	Christian Bethancourt (2-Run, 8th)	W, 8-7 (11)
8/1/21 at STP	Fabricio Macias (2-Run, 6th)	W, 12-5
9/29/21 vs. NAS	Diego Castillo (Solo, 9th)	W, 5-4 (10)
7/1/19 at LOU	Trayvon Robinson (2-Run, 7th)	W, 7-6
5/10/18 at LOU	Wyatt Mathisen (2-Run, 8th)	W, 7-1
6/4/17 vs. GWN	Jason Rogers (Solo, 8th)	W, 5-3
6/13/15 vs. GWN	Jaff Decker (Solo, 6th)	W, 4-3
7/21/10 vs. LHV	Jonathan Van Every (2-Run, 7th)	L, 12-8
5/29/08 at LHV	Craig Wilson (2-Run, 8th)	L, 8-5
6/16/08 vs. COL	Craig Wilson (2-Run, 8th)	W, 8-3
7/20/08 at COL	Ryan Mulhern (3-Run, 8th)	W, 11-2
7/31/07 vs. DUR	Jose Hernandez (2-Run, 9th)	W, 5-3
4/19/05 at RIC	Jose Leon (2-Run, 8th)	W, 4-3
6/17/05 vs. BUF	Ronny Paulino (Solo, 9th)	L, 7-6
8/19/05 vs. SWB	Jorge Velandia (Solo, 6th)	W, 8-6
8/19/05 vs. SWB	Jon Nunnally (2-Run, 7th)	W, 8-5
8/30/04 vs. TOL	Jon Nunnally (Solo, 9th)	W, 2-1 (12)
6/13/02 at COL	Dionys Cesar (2-Run, 8th)	L, 10-8
4/15/01 at RIC	Micah Franklin (2-Run, 8th)	W, 5-3
4/26/01 at LOU	Micah Franklin (3-Run, 7th)	L, 11-7
7/17/01 vs. LOU	Micah Franklin (Solo, 8th)	L, 9-3
5/5/00 vs. LOU	Raul Casanova (2-Run, 4th)	W, 7-3
*9/18/00 vs. MEM	Santiago Perez (Solo, 7th)	W, 8-3
7/5/98 (2) vs. LOU	Mark P. Johnson (Solo, 7th)	L, 9-5 (7)
9/6/98 at LOU	Tony Tarasco (3-Run, 9th)	W, 12-8
6/7/97 vs. NO	Kevin Maas (Solo, 9th)	W, 7-5 (10)

### Career Leaders

- 3 - Micah Franklin
- 2 - Brendt Citta
- 2 - Jon Nunnally
- 2 - Craig Wilson

\*Game 1 of 2000 Triple-A World Series

## Pitcher Home Runs

Date	Pitcher	Final Score
6/8/14 at LHV	Vance Worley	W, 4-2
8/31/14 at LOU	A.J. Morris	W, 5-3
9/3/07 at LOU	Marty McLeary	L, 8-2
8/14/01 at LOU	Nick Neugebauer	W, 6-2
6/8/00 at OTT	Everett Stull (Grand Slam)	W, 17-6
6/9/00 at OTT	Eric Ludwig	W, 5-4
5/1/98 vs. LOU	Rich Sauveur	W, 12-5

ORGANIZATION

2023 INDIANS

IL & OPPONENTS

2022 REVIEW

PIRATES

HISTORY

GENERAL

# VICTORY FIELD ERA RECORDS

## Multi-Home Run Games

Date	Player	Final Score	Date	Player	Final Score
5/13/22 at CLT	Cal Mitchell	W, 7-5 (10)	4/6/06 at PAW	Ray Sadler	L, 3-2
7/22/22 vs. STP	Jack Suwinski	L, 9-8 (10)	4/9/06 (2) at PAW	Brad Eldred	W, 6-0 (7)
7/23/22 vs. STP	Rodolfo Castro	W, 7-6	5/9/06 at CLT	Jason Alfaro	W, 5-2 (11)
5/11/21 vs. TOL	Will Craig	W, 4-3	4/9/05 vs. PAW	Ryan Doumit	W, 7-4
6/12/21 at NAS	Cole Tucker	W, 8-1	4/17/05 at NOR	Ryan Doumit	W, 8-4
6/25/21 at LOU	Will Craig	W, 7-6	5/5/05 at COL	Yurendell DeCaster	W, 5-2
8/6/21 at IOW	Anthony Alford	W, 12-8	5/16/05 vs. NOR	Brad Eldred	W, 7-3
8/6/21 at IOW	Hunter Owen	W, 12-8	7/8/05 vs. CLT	Craig Wilson	W, 8-3
8/7/21 at IOW	Cole Tucker	W, 13-1	7/14/05 at CLT	Brad Eldred	W, 13-2
9/18/21 vs. STP	Hunter Owen	W, 9-5	7/14/05 at CLT	Graham Koonce	W, 13-2
9/23/21 at OMA	Rodolfo Castro	L, 5-2	7/19/05 vs. SYR	Brad Eldred	W, 13-0
9/24/21 at OMA	Mason Martin	W, 9-8	7/20/05 vs. SYR	Brad Eldred	W, 14-11
9/26/21 at OMA	Christian Bethancourt	W, 17-12	7/20/05 vs. SYR	Graham Koonce	W, 14-11
4/27/19 at CLT	Jacob Stallings	W, 8-4	4/19/04 vs. RIC	Jeff Linder	W, 7-6
6/20/19 at BUF	Cole Tucker	L, 11-8	5/23/04 vs. DUR	Jeff Linder	W, 8-4
7/13/19 at COL	Pablo Reyes	W, 17-5	8/25/04 at TOL	Jeff Linder	W, 10-3
8/21/19 (2) at TOL	Mitchell Tolman	W, 3-1 (7)	6/20/03 at PAW	Mark Smith	W, 7-6
5/2/18 at TOL	Jordan Luplow	L, 7-5	4/10/02 at CLT	Izzy Alcantara	W, 8-1
5/6/17 at COL	Max Moroff	W, 6-1	4/11/02 at CLT	Ryan Christenson	W, 9-1
5/17/17 at COL	Max Moroff	W, 8-4	4/15/02 vs. LOU	Ryan Thompson	L, 10-7
5/17/17 at COL	Eric Wood	W, 8-4	4/16/02 vs. LOU	Ryan Thompson	W, 5-1
6/18/17 at CLT	Danny Ortiz	W, 12-11	7/12/02 vs. CLT	Izzy Alcantara	W, 8-4
7/6/17 at COL	Danny Ortiz	W, 21-1	5/15/01 vs. SWB	Micah Franklin	W, 6-3
7/30/17 vs. PAW	Danny Ortiz	W, 3-2 (12)	5/26/01 at PAW	Lou Collier	W, 10-2
8/15/17 at BUF	Gift Ngoepe	W, 8-3	7/26/01 vs. PAW	Izzy Alcantara	L, 10-6
5/31/16 vs. ROC	Jose Stallings	W, 9-3	8/29/01 vs. COL	Chris Jones	L, 9-7
8/3/16 at COL	Jose Osuna	W, 5-4 (11)	<b>9/1/01 vs. TOL</b>	<b>Micah Franklin (3 HR)</b>	<b>W, 5-3</b>
4/20/15 at COL	Deibinson Romero	W, 4-3 (10)	9/2/01 at LOU	Micah Franklin	L, 7-4
6/4/14 at SYR	Tony Sanchez	W, 11-2	4/15/00 vs. NOR	Santiago Perez	L, 7-6
7/19/14 at COL	Robert Andino	W, 15-5	6/30/00 vs. PAW	Creighton Gubanich	L, 8-6
7/19/14 at COL	Andrew Lambo	W, 15-5	7/6/00 vs. NOR	Lyle Mouton	W, 9-2
8/18/14 vs. LOU	Andrew Lambo	L, 7-2 (11)	7/8/00 vs. CLT	Kurt Bierek	L, 10-8
5/15/13 vs. BUF	Brett Carroll	W, 14-7	7/13/00 (2) at TOL	Kevin Barker	W, 4-2
5/28/13 vs. PAW	Jared Goedert	W, 7-2	8/17/00 at DUR	Jose Fernandez	W, 10-4
7/10/13 at COL	Brian Bocock	W, 9-6 (16)	5/4/99 vs. LOU	Darrell Whitmore	W, 6-3
8/6/13 at LOU	Andrew Lambo	L, 6-4	5/14/99 at SYR	D.T. Cromer	L, 9-7
5/28/12 vs. DUR	Jeff Clement	W, 7-4	5/29/99 at PAW	D.T. Cromer	W, 10-8
7/4/12 vs. LOU	Jeff Clement	W, 6-1	5/29/99 at PAW	Darrell Whitmore	W, 10-8
8/25/12 vs. COL	Dallas McPherson	W, 8-6	5/30/99 at PAW	Jeff Branson	L, 15-12
6/2/11 vs. SWB	Alex Presley	W, 13-2	5/30/99 at PAW	Mark Sweeney	L, 15-12
6/23/11 at LHV	Matt Hague	W, 5-3	7/29/99 vs. COL	D.T. Cromer	W, 6-1
6/29/11 at SYR	Brian Friday	W, 7-3	8/6/99 at COL	Jason Hardtke	W, 11-4
4/9/10 at COL	Pedro Alvarez	W, 14-12	8/7/99 at TOL	Jason LaRue	L, 6-3
6/30/10 at COL	Alex Presley	L, 7-3	8/27/99 at COL	Jayhawk Owens	L, 9-8 (13)
7/23/10 vs. CLT	Brandon Moss	W, 17-11	4/23/98 vs. DUR	Steve Gibraltar	W, 12-2
6/9/09 at BUF	Garrett Jones	W, 10-2	5/19/98 at PAW	Aaron Boone	W, 18-6
6/9/09 at BUF	Steve Pearce	W, 10-2	5/20/98 at PAW	Guillermo Garcia	W, 11-4
7/30/09 at NOR	Neil Walker	W, 11-3	4/6/97 at LOU	Pokey Reese	L, 6-5
7/31/09 at NOR	Jeff Clement	L, 10-9	5/3/97 at OMA	Brian Hunter	W, 10-2
8/26/09 vs. COL	Bryan Myrow	W, 4-1	5/4/97 at OMA	Keith Mitchell	W, 12-3
8/29/09 at TOL	Neil Walker	W, 12-0	5/7/97 at IOW	Aaron Boone	L, 8-7
4/17/08 vs. PAW	Steve Pearce	W, 5-4 (11)	5/16/97 at BUF	Keith Mitchell	L, 5-4
5/17/08 at LOU	Craig Wilson	W, 9-7	7/3/97 at NAS	Brian Hunter	W, 16-11
6/7/08 at LOU	Ronny Paulino	L, 13-12	8/12/97 vs. NAS	Pat Watkins	W, 7-6
6/8/08 at LOU	Neil Walker	W, 9-7	9/1/97 at LOU	Pat Watkins	W, 10-0
6/21/08 vs. ROC	Matt Kata	W, 5-3	8/5/96 at NAS	Keith Mitchell	W, 7-2
6/25/08 vs. BUF	Steve Pearce	W, 5-0	8/19/96 at OMA	Dyce Fordyce	W, 9-7
6/30/08 at LOU	Matt Kata	L, 12-8	8/25/96 at IOW	Eduardo Perez	W, 11-3
5/14/07 vs. OTT	Michael Ryan	W, 15-10	<b>Career Leaders</b>		
5/24/07 at SWB	Nick Green	W, 8-5	6 - Brad Eldred		
5/25/07 at SWB	Jose Hernández	L, 4-3 (10)	4 - Steve Pearce		
7/28/07 vs. CLT	Michael Ryan	W, 7-1			
8/8/07 at LOU	Brad Eldred	W, 13-5			
8/16/07 at DUR	Steve Pearce	W, 9-1			
8/25/07 vs. TOL	Jose Hernández	W, 7-2			

ORGANIZATION

2023 INDIANS

IL & OPPONENTS

2022 REVIEW

PIRATES

HISTORY

GENERAL

# VICTORY FIELD ERA RECORDS

## Back-to-Back Home Runs (Since 2005)

Date	First Home Run (Player)	Second Home Run (Player)	Inning
4/21/22 vs. COL	Travis Swaggerty	Anthony Alford	Bot 8
6/8/22 vs. COL	Jared Oliva	Ji Hwan Bae	Bot 8
5/12/21 vs. TOL	Kevin Kramer	Will Craig	Bot 3
5/13/21 vs. TOL	Anthony Alford	Christian Bethancourt	Bot 2
6/24/21 at LOU	Bligh Madris	T.J. Rivera	Top 1
8/7/21 at IOW	Tucupita Marcano	Cole Tucker	Top 1
5/25/19 at COL	Will Craig	Kevin Kramer	Top 2
5/27/19 at COL	Pablo Reyes	JB Shuck	Top 7
6/20/19 at BUF	Cole Tucker	Logan Hill	Top 9
5/30/18 vs. GWN	Erich Weiss	Pablo Reyes	Bot 4
6/14/18 vs. TOL	Max Moroff	Ryan Lavarney	Bot 2
4/29/17 at SWB	Elias Diaz	Jason Rogers	Top 1
6/18/17 at CLT	Eric Wood	Danny Ortiz	Top 8
6/28/17 vs. DUR	Eric Wood	Erich Weiss	Bot 4
8/21/17 vs. LOU	Jacob Stallings	Erich Weiss	Bot 7
4/20/16 vs. TOL	Jason Rogers	Josh Bell	Bot 8
4/26/16 at DUR	Willy Garcia	Pedro Florimon	Top 9
8/2/16 at COL	Danny Ortiz	Gift Ngoepe	Top 2
6/28/13 vs. ROC	Jared Goedert	Brett Carroll	Bot 4
8/11/12 at COL	Yamaico Navarro	Tony Sanchez	Top 4
8/25/12 vs. COL	Brandon Boggs	Yamaico Navarro	Bot 1
4/20/10 vs. COL	Jose Tabata	Neil Walker	Bot 4
6/12/10 at SWB	Pedro Alvarez	Jeff Clement	Top 2
6/27/10 vs. TOL	Jeff Clement	Brian Myrow	Bot 2
4/25/09 at COL	Neil Walker	Jeff Salazar	Top 2
5/8/09 at SYR	Steve Pearce	Neil Walker	Top 6
6/9/09 at BUF	Garrett Jones	Steve Pearce	Top 4
6/22/09 at BUF	Garrett Jones	Erik Kratz	Top 2
8/25/09 vs. COL	Tagg Bozied	Erik Kratz	Bot 3
5/17/08 at LOU	Neil Walker	Craig Wilson	Top 2
6/5/08 vs. LHV	Carlos Maldonado	Andrew McCutchen	Bot 8
6/25/08 vs. BUF	Neil Walker	Steve Pearce	Bot 3
7/20/08 at COL	Andrew McCutchen	Neil Walker	Top 8
5/14/07 vs. OTT	Chris Aguila	Michael Ryan	Bot 7
7/4/07 vs. LOU	Brad Eldred	Russ Johnson	Bot 1
7/5/07 vs. NOR	Michael Ryan	Brad Eldred	Bot 1
5/4/05 at TOL	Cesar Crespo	Jose Castillo	Top 3
6/19/05 vs. BUF	Ty Wigginton	Ronny Paulino	Bot 5
7/14/05 at CHA	Ty Wigginton	Graham Koonce	Top 1

ORGANIZATION

2023 INDIANS

IL & OPPONENTS

2022 REVIEW

PIRATES

HISTORY

GENERAL

# VICTORY FIELD ERA RECORDS

## Single-Season Individual Pitching Records

Individual Pitching	No.	Player	Year
Wins	(2x) 14	Horacio Estrada/Denny Harriger	2000/1999
Losses	14	Adam Wilk	2014
ERA (Min. 100 IP)	1.87	Tyler Glasnow	2016
Games	78	Mike Walker	1998
Games Started	29	Rodney Bolton	1998
Complete Games	(3x) 3	Jimmy Osting/Horacio Estrada/Kirt Ojala	2002/2000/1996
Shutouts	(2x) 2	Ben Hendrickson/Horacio Estrada	2004/2000
Saves	35	Bob Scanlan	2000
Innings Pitched	177.0	Rodney Bolton	1998
Hits Allowed	210	Tim Harikkala	2001
Runs Allowed	115	John Snyder	2001
Earned Runs Allowed	(2x) 91	Tim Harikkala/John Snyder	2001
Home Runs Allowed	(3x) 23	Tyler Eppler/Scott Kligenbeck/Travis Buckley	2017/1997/1996
Hit Batters	15	Sean Gallagher	2011
Walks Allowed	112	Andy Oliver	2013
Strikeouts	140	Tyler Glasnow	2017
Wild Pitches	18	Mike Remlinger	1996

### Miscellaneous:

*Consecutive Scoreless IP	25.0	Scott Strickland	4/6-5/26/06
Consecutive Saves w/o Blown Save	24	Bob Scanlan	5/28-9/1/00

\*(Thru '05 MLBAM Data Tracking)

## Indians Complete Games

Date	Pitcher	Pitching Line	Final Score
4/12/22 at STP	Beau Sulser	5.0ip, 4h, 1r, 0er, 0bb, 7k	W, 5-1
7/5/19 (2) vs. TOL	James Marvel	7.0ip, 3h, 0r, 0er, 0bb, 6k	W, 3-0
5/6/18 vs. GWN	Clay Holmes	5.0ip, 4h, 4r, 4er, 2bb, 7k	L, 4-1
*7/27/18 (2) at BUF	Casey Sadler	7.0ip, 7h, 3r, 3er, 0bb, 4k	W, 6-3
8/14/18 at SWB	Nick Kingham	4.0ip, 10h, 7r, 7er, 1bb, 1k	L, 7-3
7/28/17 (1) vs. PAW	Drew Hutchison	7.0ip, 8h, 5r, 5er, 3bb, 5k	L, 5-0
8/10/17 vs. SYR	Nick Kingham	9.0ip, 2h, 1r, 1er, 0bb, 8k	W, 3-1
8/28/17 (1) at LOU	Tyler Eppler	7.0ip, 6h, 1r, 1er, 0bb, 2k	W, 7-1
7/1/16 (1) at TOL	Wilfredo Boscan	6.0ip, 9h, 5r, 5er, 1bb, 4k	L, 5-3
4/28/15 (1) at LOU	Casey Sadler	6.0ip, 6h, 3r, 3er, 3bb, 2k	L, 3-2
5/15/15 vs. NOR	Casey Sadler	7.0ip, 2h, 1r, 1er, 0bb, 6k	W, 9-1
8/21/15 at CLT	Vance Worley	7.0ip, 3h, 1r, 0er, 1bb, 9k	W, 5-1
5/13/14 vs. PAW	Brandon Cumpton	6.0ip, 7h, 2r, 2er, 4bb, 1k	W, 6-2
5/19/14 (2) at GWN	Casey Sadler	7.0ip, 6h, 3r, 2er, 0bb, 5k	W, 4-3
6/12/14 vs. DUR	A.J. Morris	9.0ip, 6h, 0r, 0er, 1bb, 7k	W, 4-0
7/6/14 vs. LHV	Adam Wilk	9.0ip, 5h, 0r, 0er, 1bb, 4k	W, 4-0
4/13/13 (1) at COL	Kris Johnson	6.0ip, 4h, 2r, 2er, 3bb, 3k	L, 2-1
7/25/13 (1) at CLT	Stolmy Pimentel	6.0ip, 6h, 1r, 1er, 0bb, 3k	L, 1-0
7/25/13 (2) at CLT	Brandon Cumpton	6.0ip, 9h, 5r, 4er, 2bb, 2k	L, 5-4
5/7/12 vs. LHV	Jo-Jo Reyes	9.0ip, 3h, 0r, 0er, 1bb, 8k	W, 4-0
7/13/12 vs. COL	Daniel Cabrera	9.0ip, 6h, 2r, 2er, 2bb, 2k	L, 2-0
7/21/12 (1) at TOL	Rudy Owens	6.0ip, 6h, 3r, 3er, 2bb, 4k	L, 3-1
8/9/12 vs. CLT	Justin Wilson	8.0ip, 0h, 0r, 0er, 1bb, 5k	W, 3-0
8/29/11 at TOL	Nelson Figueroa	9.0ip, 8h, 1r, 1er, 0bb, 10k	W, 9-1
6/24/10 vs. DUR	Charlie Morton	9.0ip, 2h, 1r, 1er, 1bb, 4k	W, 9-1
5/2/09 (1) vs. ROC	Tom Gorzelanny	7.0ip, 8h, 5r, 2er, 0bb, 4k	L, 5-1
6/17/09 (1) vs. GWN	Virgil Vasquez	7.0ip, 5h, 2r, 2er, 1bb, 2k	W, 3-2
7/3/09 at LOU	Tom Gorzelanny	8.0ip, 5h, 1r, 0er, 0bb, 5k	L, 1-0
7/5/09 (1) vs. LOU	Ian Snell	7.0ip, 5h, 0r, 0er, 1bb, 6k	W, 1-0
7/28/07 vs. CLT	Michael Tejera	9.0ip, 6h, 1r, 1er, 1bb, 2k	W, 7-1
8/27/07 (1) vs. COL	Jon Van Benschoten	7.0ip, 4h, 0r, 0er, 1bb, 5k	W, 7-0
8/5/06 (1) at COL	Ryan Vogelsong	6.0ip, 4h, 3r, 3er, 1bb, 4k	L, 3-1
8/12/06 (1) at DUR	Ron Chiavacci	9.0ip, 5h, 0r, 0er, 1bb, 6k	W, 9-5

\*The Indians played as the away team in Game 2 of a doubleheader at Victory Field

ORGANIZATION

2023 INDIANS

IL & OPPONENTS

2022 REVIEW

PIRATES

HISTORY

GENERAL

# VICTORY FIELD ERA RECORDS

## Indians Complete Games (cont.)

Date	Pitcher	Pitching Line	Final Score
4/29/05 vs. COL	Cory Stewart	9.0ip, 5h, 3r, 3er, 3bb, 5k	L, 3-2
5/15/05 vs. NOR	Ian Snell	9.0ip, 0h, 0r, 0er, 1bb, 9k	W, 4-0
6/7/05 at SWB	Bryan Bullington	8.0ip, 6h, 4r, 2er, 1bb, 3k	L, 4-3
6/14/05 (1) at ROC	Zach Duke	7.0ip, 6h, 3r, 2er, 1bb, 5k	W, 5-3
8/31/05 (1) vs. TOL	Ian Snell	7.0ip, 4h, 1r, 1er, 0bb, 4k	L, 1-0
6/14/04 (2) at CLT	Pedro Liriano	6.0ip, 6h, 2r, 2er, 2bb, 5k	L, 2-1
7/9/04 vs. OTT	Ben Hendrickson	5.0ip, 4h, 0r, 0er, 2bb, 1k	W, 3-0
7/31/04 at TOL	Wes Obermueller	8.0ip, 6h, 2r, 1er, 2bb, 5k	L, 2-0
8/20/04 vs. LOU	Ben Hendrickson	9.0ip, 2h, 0r, 0er, 1bb, 6k	W, 1-0
6/23/03 (1) at PAW	Glendon Rusch	7.0ip, 3h, 3r, 3er, 1bb, 5k	W, 4-3
8/6/03 (1) at TOL	Pasqual Coco	6.0ip, 6h, 3r, 3er, 1bb, 2k	L, 3-2
8/18/03 (1) vs. TOL	Ben Ford	7.0ip, 6h, 1r, 1er, 1bb, 6k	W, 3-1
5/7/02 at PAW	Jimmy Osting	9.0ip, 2h, 1r, 1er, 2bb, 8k	W, 5-1
5/26/02 at BUF	Andrew Lorraine	8.0ip, 5h, 1r, 1er, 2bb, 3k	L, 0-1
6/17/02 (1) at OTT	Jimmy Osting	7.0ip, 4h, 0r, 0er, 1bb, 10k	W, 2-0
6/26/02 at DUR	Tim Harikkala	9.0ip, 10h, 4r, 4er, 2bb, 2k	W, 8-4
7/11/02 (1) vs. CLT	Jimmy Osting	7.0ip, 4h, 2r, 2er, 1bb, 4k	L, 2-0
7/20/02 at SYR	Andrew Lorraine	8.0ip, 7h, 3r, 2er, 1bb, 3k	L, 3-1
5/24/01 at PAW	Tom Fordham	4.0ip, 3h, 3r, 3er, 2bb, 5k	L, 3-1
7/18/01 vs. COL	Butch Henry	9.0ip, 5h, 3r, 3er, 2bb, 7k	W, 10-3
7/22/01 vs. TOL	Tim Harikkala	9.0ip, 6h, 1r, 1er, 0bb, 5k	W, 7-1
5/23/00 (1) at SWB	Everett Stull	7.0ip, 7h, 0r, 0er, 3bb, 7k	W, 7-0
7/1/00 vs. PAW	Horacio Estrada	9.0ip, 4h, 2r, 2er, 1bb, 4k	W, 7-2
7/13/00 (1) at TOL	Horacio Estrada	7.0ip, 3h, 0r, 0er, 2bb, 5k	W, 3-0
7/14/00 (2) at TOL	Ben Sheets	7.0ip, 1h, 1r, 0er, 0bb, 8k	W, 2-1
7/28/00 at SYR	Rafael Roque	9.0ip, 7h, 0r, 0er, 1bb, 5k	W, 2-0
8/7/00 at LOU	Horacio Estrada	9.0ip, 4h, 0r, 0er, 1bb, 2k	W, 8-0
8/31/00 vs. LOU	Allen Levraut	9.0ip, 2h, 1r, 1er, 0bb, 9k	W, 5-1
5/27/99 at SWB	Giovanni Carrara	9.0ip, 3h, 0r, 0er, 1bb, 9k	W, 5-0
6/17/99 (1) at DUR	Giovanni Carrara	6.0ip, 8h, 3r, 3er, 2bb, 3k	L, 3-1
6/30/99 vs. LOU	Keith Glauber	9.0ip, 4h, 0r, 0er, 0bb, 8k	W, 3-0
8/15/99 vs. CLT	Denny Harriger	9.0ip, 3h, 1r, 1er, 0bb, 8k	W, 4-1
5/26/98 at SWB	Steve Parris	9.0ip, 4h, 0r, 0er, 3bb, 9k	W, 5-0
6/13/98 (2) vs. OTT	Rod Bolton	7.0ip, 4h, 0r, 0er, 2bb, 5k	W, 3-0
7/30/98 (2) at RIC	Mark Corey	6.0ip, 4h, 3r, 3er, 3bb, 2k	L, 3-2
5/17/97 at BUF	Giovanni Carrara	8.0ip, 3h, 2r, 1er, 3bb, 7k	L, 2-1
7/2/97 at NAS	Pedro Martinez	9.0ip, 6h, 0r, 0er, 2bb, 2k	W, 9-0
8/8/97 (1) vs. NAS	Scott Kligenbeck	7.0ip, 4h, 2r, 2er, 0bb, 4k	W, 7-2
8/10/97 (1) vs. NAS	Giovanni Carrara	7.0ip, 11h, 6r, 5er, 1bb, 2k	L, 6-3
8/20/97 (1) at NAS	Scott Kligenbeck	7.0ip, 7h, 3r, 3er, 3bb, 3k	W, 8-3
8/23/97 vs. LOU	Steve Parris	9.0ip, 1h, 0r, 0er, 3bb, 11k	W, 2-0
8/29/97 vs. LOU	Rod Bolton	9.0ip, 4h, 0r, 0er, 0bb, 3k	W, 2-0
9/1/97 at LOU	Jim Crowell	9.0ip, 6h, 0r, 0er, 3bb, 2k	W, 10-0
7/24/96 (1) at NO	Travis Buckley	6.0ip, 1h, 1r, 1er, 2bb, 1k	L, 1-0
7/26/96 at LOU	Giovanni Carrara	9.0ip, 2h, 0r, 0er, 0bb, 7k	W, 3-0
8/5/96 at NAS	Kirt Ojala	9.0ip, 2h, 2r, 1er, 3bb, 2k	W, 7-2
9/1/96 at LOU	Tim Pugh	9.0ip, 2h, 0r, 0er, 2bb, 5k	W, 3-0

### Career Leaders

5 - Giovanni Carrara	2 - Tom Gorzelanny
4 - Casey Sadler	2 - Tim Harikkala
3 - Horacio Estrada	2 - Ben Hendrickson
3 - Jimmy Osting	2 - Nick Kingham
3 - Ian Snell	2 - Scott Kligenbeck
2 - Rod Bolton	2 - Andrew Lorraine
2 - Brandon Cumpton	

ORGANIZATION

2023 INDIANS

IL & OPPONENTS

2022 REVIEW

PIRATES

HISTORY

GENERAL

## VICTORY FIELD ERA RECORDS

### Monthly Team Batting (Since 2005)

<b>Batting Average</b>		<b>Hits</b>		<b>*Runs</b>	
August 2009	.292	August 2009	305	June 1999	192
May 2015	.291	August 2005	299	August 2000	178
June 2018	.289	May 2007	298	August 1999	173
April 2007	.289	May 2015	287	June 2005	170
June 2011	.287	August 2008	284	May 1999/May 1998	169

<b>Doubles</b>		<b>Triples</b>		<b>Home Runs</b>	
May 2018	74	June 2016	14	June 2005	39
August 2017	67	June 2012	14	June 2008	36
June 2005	67	June 2011	13	July 2019	34
June 2018	66	April 2014	12	May 2013	34
*Seven tied at	65	June 2013/June 2010	12	April 2019/August 2009/May 2005	32

<b>RBI</b>		<b>Stolen Bases</b>		<b>Walks</b>	
June 2005	158	July 2006	60	May 2022	143
June 2012	153	August 2008	51	May 2013	128
May 2007	146	May 2008	46	July 2010	125
August 2009	145	August 2015	44	April 2013	121
June 2016/May 2013	143	August 2005	44	June 2016	119

### Monthly Team Pitching (Since 2005)

<b>*Wins</b>		<b>*Losses</b>		<b>*Games</b>	
August 1997	23	July 2004	23	August 1997	33
May 2017	21	August 2019	20	August 2003	32
June 1997	21	June 2019	19	June 1996	32
April 2013	20	July 2014	19	May 2009	31
June 2012/August 2000	20	June 2004/July 2002	19	*Five others tied at	31

<b>Innings Pitched</b>		<b>ERA</b>		<b>*Saves</b>	
May 2012	278.1	May 2012	2.52	June 1997	16
August 2005	275.0	August 2015	2.57	May 2019	14
August 2011	272.0	April 2013	2.58	May 1999	13
August 2007	272.0	April 2007	2.68	April 2013	12
August 2015/July 2012	270.0	April 2016	2.70	May 2007/May 2006/June 1999	12

<b>Hit Batters</b>		<b>Walks</b>		<b>Strikeouts</b>	
September 2022	23	May 2007	145	July 2019	274
July 2021	21	June 2022	124	August 2012	260
July 2016	21	May 2013	124	August 2019	255
May 2014	21	August 2019	123	June 2017	244
June 2022/July 2012/May 2010	19	April 2019	113	April 2013	242

\*Monthly totals for runs, wins, losses, games played and saves date back to 1996

ORGANIZATION

2023 INDIANS

IL & OPPONENTS

2022 REVIEW

PIRATES

HISTORY

GENERAL



# VICTORY FIELD ERA RECORDS

## Home/Road, Monthly Records

Year	Home	Road	April	May	June	July	August	Sept/Oct	Overall
2022	41-34	33-41	12-10	12-14	13-12	9-14	17-10	11-15	74-75
2021	34-30	27-37	--	11-12	15-11	10-16	13-14	12-14	61-67
2019	<b>32-38</b>	34-36	13-11	18-9	10-19	14-14	<b>10-20</b>	1-1	66-74
2018	40-30	33-37	11-10	14-16	18-10	16-13	12-17	2-1	73-67
2017	44-27	35-36	7-15	<b>21-8</b>	17-12	14-14	18-12	2-2	79-63
2016	37-35	33-39	11-10	15-14	17-13	12-17	12-17	3-3	70-74
2015	43-29	40-32	12-10	18-11	17-11	14-14	19-11	3-4	83-61
2014	37-35	36-36	17-8	16-14	14-15	11-19	15-14	0-1	73-71
2013	41-31	39-33	<b>20-7</b>	17-12	18-11	10-18	15-14	0-2	80-64
2012	48-24	41-31	12-11	19-11	20-9	17-13	18-11	<b>3-0</b>	<b>89-55</b>
2011	37-35	39-33	<b>7-17</b>	17-12	18-11	15-13	17-13	2-2	76-68
2010	36-36	35-37	11-11	15-14	18-11	12-17	12-17	3-3	71-73
2009	36-36	34-37	8-10	15-16	14-14	14-15	17-13	2-5	70-73
2008	37-35	31-41	13-14	15-15	12-16	12-16	15-15	1-0	68-76
2007	39-33	31-40	13-9	18-12	14-15	10-18	15-16	<b>0-3</b>	70-73
2006	40-33	36-33	13-11	17-10	14-15	16-12	14-16	2-2	76-66
2005	41-31	37-35	13-10	18-11	15-14	15-13	15-15	2-3	78-66
2004	37-36	29-42	13-6	15-15	<b>9-19</b>	<b>8-23</b>	19-12	2-3	66-78
2003	35-37	29-41	8-16	<b>11-18</b>	19-10	11-17	15-17	0-0	<b>64-78</b>
2002	35-38	32-38	14-12	12-18	15-13	9-19	17-12	0-2	67-76
2001	41-31	<b>25-47</b>	13-12	12-18	18-11	10-18	12-17	1-2	66-78
2000	38-34	<b>43-29</b>	13-8	16-14	14-15	15-16	20-9	3-1	81-63
1999	38-35	37-34	10-12	17-12	19-11	12-15	14-16	3-3	75-69
1998	45-26	31-41	12-6	16-14	16-11	15-16	12-17	5-3	76-67
1997	<b>49-23</b>	36-36	11-12	14-14	<b>21-9</b>	15-14	<b>23-10</b>	1-0	85-59
1996 (Total)	40-32	38-34	12-10	17-13	14-18	<b>17-12</b>	17-12	1-1	78-66
1996 (VF)	18-8	13-13	--	--	--	13-8	17-12	1-1	31-21
<b>Totals</b>	<b>1,021-844 (.547)</b>	<b>894-956 (.483)</b>	<b>299-268 (.527)</b>	<b>406-347 (.539)</b>	<b>409-336 (.549)</b>	<b>333-406 (.451)</b>	<b>403-367 (.523)</b>	<b>66-77 (.462)</b>	
<b>VF Totals</b>	<b>999-820 (.549)</b>	<b>869-935 (.482)</b>	<b>287-258 (.527)</b>	<b>389-334 (.538)</b>	<b>395-318 (.554)</b>	<b>329-402 (.450)</b>	<b>403-367 (.523)</b>	<b>66-77 (.462)</b>	
Best (by pct.)	49-23 (.681)	43-29 (.597)	20-7 (.741)	21-8 (.724)	21-9 (.700)	17-12 (.586)	23-10 (.697)	3-0 (1.000)	
Worst (by pct.)	32-38 (.457)	25-47 (.347)	7-17 (.292)	11-18 (.379)	9-19 (.321)	8-23 (.258)	10-20 (.333)	0-3 (.000)	

Best Record Since 1996 (by pct.): 89-55 (.618)

Worst Record Since 1996 (by pct.): 64-78 (.451)

ORGANIZATION

2023 INDIANS

IL & OPPONENTS

2022 REVIEW

PIRATES

HISTORY

GENERAL

# VICTORY FIELD ERA RECORDS

## Monthly Individual Batting Leaders (Since 2005)

<b>Batting Average</b> ( <i>Min. 75 AB</i> )		<b>Hits</b>		<b>Runs</b>	
Brock Holt (August 2012)	.432	Josh Bell (June 2016)	43	Austin Meadows (May 2017)	28
Matt Hague (June 2011)	.402	Matt Hague (June 2011)	43	Jordy Mercer (August 2011)	26
Gregory Polanco (April 2014)	.400	Alen Hanson (May 2015)	42	Ji Hwan Bae (May 2022)	25
Adam Frazier (June 2016)	.391	Brock Holt (August 2012)	41	Starling Marte (June 2012)	25
Jake Elmore (April 2019)	.390	Alex Presley (May 2011)	40	Josh Bell (June 2016)	24
Steve Pearce (April 2010)	.367	Rajai Davis (May 2007)	40	Alex Presley (May 2011)	23
Josh Bell (June 2016)	.364	Kevin Newman (May 2018)	39	Alex Presley (July 2010)	23
Chris Dickerson (May 2014)	.364	Starling Marte (June 2012)	39	Alen Hanson (May 2015)	22
Brandon Boggs (June 2012)	.364	Gregory Polanco (April 2014)	38	Jose Tabata (May 2010)	22
Alen Hanson (May 2015)	.362	Josh Harrison (June 2013)	37	Tagg Bozied/Brian Myrow (August 2009)	22
One other tied at	.362	Five others tied at	37	Two others tied at	22
<b>Doubles</b>		<b>Triples</b>		<b>Home Runs</b>	
Neil Walker (August 2009)	14	Alen Hanson (May 2015)	5	Michael Ryan (July 2007)	10
Christopher Bostick (May 2018)	13	Josh Harrison (June 2013)	5	Brad Eldred (July 2005)	10
Jordan Luplow (May 2018)	12	Starling Marte (June 2012)	5	Will Craig (May 2019)	8
Josh Harrison (June 2013)	12	Andrew McCutchen (April 2009)	5	Danny Ortiz (July 2017)	8
Matt Hague (July 2011)	12	Travis Swaggerty (July 2022)	4	Max Moroff (May 2017)	8
Kevin Kramer (June 2018)	11	Mason Martin (April 2022)	4	Willy Garcia (August 2015)	8
Jose Osuna (July 2016)	11	Keon Broxton (July 2015)	4	Brandon Moss (July 2010)	8
Tony Sanchez (July 2014)	11	Michael Martinez (April 2014)	4	Mason Martin (May 2022)	7
Andrew Lambo (April 2014)	11	Alex Presley (July 2013)	4	Will Craig (April 2019)	7
Hague/Gorkys Hernandez (June 2011)	11	Brian Bixler (June 2008)	4	Josh Bell (June 2016)	7
One other tied at	11	Two others tied at	4	Five others tied at	7
<b>RBI</b>		<b>Stolen Bases</b>		<b>Walks</b>	
Brandon Moss (July 2010)	31	Felix Pie (May 2013)	15	Max Moroff (June 2016)	23
Pedro Alvarez (May 2010)	30	Rajai Davis (May 2007)	15	Keon Broxton (August 2015)	22
Neil Walker (August 2009)	29	Eury Perez (June 2017)	13	Brian Myrow (July 2009)	22
Starling Marte (June 2012)	28	Nyjer Morgan (July 2008)	13	Travis Swaggerty (August 2022)	21
Josh Bell (June 2016)	26	Nyjer Morgan (April 2007)	13	Canaan Smith-Njigba (May 2022)	21
Brandon Moss (June 2010)	26	Chris Duffy (July 2006)	13	Max Moroff (May 2017)	21
Brad Eldred (July 2005)	26	Alen Hanson (July 2016)	12	Max Moroff (August 2016)	21
Gregory Polanco (April 2014)	25	Keon Broxton (August 2015)	12	Brett Carroll (June 2013)	20
Brian Myrow (August 2009)	25	Nyjer Morgan (August 2008)	12	Max Moroff (August 2018)	19
Michael Ryan (July 2007)	25	Andrew McCutchen (May 2008)	12	Matt Hague (May 2014)	19
		Three others tied at	12	Four others tied at	19

## Monthly Individual Pitching Leaders (Since 2005)

<b>Wins</b>		<b>Losses</b>		<b>Games</b>	
Tyler Glasnow (July 2017)	5	Beau Sulser (September 2021)	4	Atahualpa Severino (August 2013)	15
Steven Brault (June 2017)	5	Brandon Waddell (August 2019)	4	Jared Hughes (August 2011)	14
John Van Benschoten (May 2007)	5	Adam Wilk (August 2014)	4	Justin Thomas (June 2011)	14
Brandon Duckworth (May 2006)	5	Adam Wilk (July 2014)	4	Blake Wood (August 2015)	13
Tyler Eppler/Clay Holmes (June 2018)	4	Adam Wilk (May 2014)	4	Bobby LaFromboise (July 2015)	13
Nick Kingham (August 2017)	4	Brian Burres/Sean Gallagher (April 2011)	4	Tim Wood (July 2012)	13
Trevor Williams (July 2016)	4	Michael Crotta (August 2010)	4	Tim Wood (May 2012)	13
Frank Duncan (June 2016)	4	Bryan Bullington/Ty Taubenheim (April 2008)	4	Daniel Moskos (August 2011)	13
Adrian Sampson (May 2015)	4	Bullington/Marty McLeary (August 2007)	4	Justin Thomas (July 2011)	13
Charlie Leesman (April 2015)	4	Josh Sharpless (July 2007)	4	Cesar Valdez (May 2011)	13
18 others tied at	4	Matt Ginter (August 2006)	4	Four others tied at	13
<b>Innings Pitched</b>		<b>ERA</b> ( <i>min. 250 IP</i> )		<b>Saves</b>	
Stolmy Pimentel (July 2013)	40.2	Nick Kingham (June 2014)	0.34	Tim Wood (May 2011)	8
Rudy Owens (May 2012)	40.2	Clay Holmes (June 2018)	0.71	Mark Corey (August 2005)	8
Ross Ohlendorf (August 2008)	40.2	Tyler Glasnow (June 2016)	0.79	Blake Wood (May 2015)	7
Michael Tejera (July 2007)	40.2	Tyler Glasnow (August 2015)	0.81	Tim Wood (June 2012)	7
Tom Gorzelanny (May 2006)	40.2	Trevor Williams (July 2016)	0.98	Tim Wood (July 2011)	7
Zach Duke (May 2005)	40.1	Kris Johnson (July 2013)	1.00	Chris Bootcheck (June 2009)	7
Nick Kingham (August 2017)	40.0	J.T. Brubaker (August 2018)	1.01	Eric Hanhold (August 2022)	6
Adam Wilk (July 2014)	40.0	Tom Gorzelanny (July 2009)	1.11	Johnny Hellweg (May 2018)	6
Brandon Duckworth (May 2006)	40.0	Bryan Bullington (April 2007)	1.17	Blake Wood (June 2015)	6
Casey Sadler (May 2015)	39.2	Ian Snell (July 2009)	1.19	Blake Wood (April 2015)	6
Two others tied at	39.2			11 others tied at	6
<b>Hit Batters</b>		<b>Walks</b>		<b>Strikeouts</b>	
Justin Masterson (July 2016)	9	Andy Oliver (June 2013)	32	Tyler Glasnow (July 2017)	54
Cam Vieaux (August 2021)	5	Tyler Glasnow (June 2016)	26	Tyler Glasnow (August 2017)	46
James Marvel (July 2021)	5	Andy Oliver (May 2013)	26	Ian Snell (May 2005)	43
Eduardo Vera (May 2019)	5	Sean Burnett (May 2007)	23	Radhames Liz (July 2015)	41
Nick Kingham (August 2018)	5	Clay Holmes (May 2018)	21	Tom Gorzelanny (May 2006)	41
Frank Duncan (June 2016)	5	Cory Stewart (June 2005)	21	Tyler Glasnow (May 2016)	39
Sean Gallagher (April 2011)	5	Justin Wilson (July 2012)	20	Tyler Glasnow (August 2015)	39
Donnie Veal (May 2010)	5	Andy Oliver (April 2013)	19	Andy Oliver (April 2013)	39
Bobby Bradley (April 2005)	5	Marty McLeary (June 2007)	19	Rick van den Hurk (August 2012)	38
Oswaldo Bido/Noe Toribio (September 2022)	4	Tyler Glasnow (May 2016)	18	Tyler Glasnow (June 2016)	36
21 others tied at	4	Three others tied at	18	One other tied at	36

# VICTORY FIELD ERA RECORDS

## Opponent Single-Game Team Batting Records

Team Batting	Record	Home/Road
Most Runs .....	21	21 - 4/24/98 vs. DUR 20 - 7/20/98 at ROC
Most Runs, Inning .....	13	11 - 7/28/08 vs. SYR (2nd inn.) 13 - 7/20/98 at ROC (3rd inn.)
Most Hits .....	23	23 - 5/9/14 vs. NOR 21 - 7/12/07 at ROC
Most Doubles .....	9	8 - 9/3/10 vs. LOU 9 - 7/26/03 at DUR
Most Triples .....	4	3 - 4/30/08 vs. COL 4 - 8/31/98 at TOL
Most Home Runs .....	7	7 - 7/15/19 vs. SYR 6 - 9/26/22 at COL 6/21/15 at CLT 5/19/12 at BUF 7/28/05 at SYR
Most RBI .....	20	19 - 7/15/19 vs. SYR 4/24/98 vs. DUR 20 - 7/20/98 at ROC
Most Stolen Bases .....	8	8 - 6/6/13 vs. DUR 5 - 5/18/18 at DUR 7/8/12 at COL
Most Walks .....	14	14 - 7/6/09 vs. LOU 12 - 9/1/15 at COL
Most Strikeouts.....	20	19 - 7/30/17 vs. PAW 20 - 8/15/03 (1) at CLT
Most Left on Base.....	19	16 - 4/18/02 vs. CLT 19 - 8/15/03 (1) at CLT

## Opponent Single-Game Team Pitching Records

Team Pitching	Record	Home/Road
Most Runs Allowed .....	21	19 - 5/6/04 vs. CLT 21 - 7/6/17 at COL
Most Hits Allowed .....	23	22 - 5/31/05 vs. LOU 7/23/01 vs. TOL 23 - 4/27/18 at COL
Most Home Runs Allowed.....	(2x) 7	5 - 6/27/10 vs. TOL 7 - 7/6/17 at COL 7/3/97 at NAS
Most Hit Batters .....	6	4 - MR: 7/16/07 vs. SWB 6 - 7/17/09 at PAW
Most Walks Allowed .....	15	15 - *5/5-7/22 vs. LOU 13 - 7/6/17 at COL 7/6/98 at LOU
Most Strikeouts.....	22	22 - 4/20/19 vs. LOU 17 - 4/30/22 at IOW 6/12/05 at ROC 5/2/98 at COL
Most Wild Pitches .....	(2x) 5	5 - 7/13/17 vs. LOU 6/28/12 vs. TOL 4 - 7/27/19 at ROC

\*The game on 5/5/22 was suspended and completed on 5/7/22

# VICTORY FIELD ERA RECORDS

## Opponent Single-Game Individual Batting Records

Individual Batting	Record	Home/Road
Most At-Bats .....	(3x) 8	7 - MR: Rajai Davis, Danny Espinosa, 7/15/19 vs. SYR 8 - Ross Gload, Jamie Burke, Jorge Nunez, 8/15/03 (1) at CLT
Most Runs .....	(2x) 5	5 - Patt Lennon, 5/16/00 vs. OTT 5 - Brent Abernathy, 6/19/04 at BUF
Most Hits .....	6	6 - Larry Bigbie, 5/6/02 vs. ROC 5 - MR: Blake Rutherford, 5/14/22 at CLT
Most Doubles .....	4	3 - MR: Jose Peraza, 8/17/16 vs. LOU 4 - Joe Crede, 5/10/01 at CLT
Most Triples .....	3	2 - MR: Phil Gosselin, 8/18/19 vs. LHV 3 - Henry Mateo, 6/9/01 at OTT
Most Home Runs .....	(4x) 3	3 - Austin Kearns, 7/5/05 vs. LOU Russell Branyan, 7/22/99 vs. BUF 3 - Vinny Rottino, 5/19/12 at BUF Valentino Pascucci, 6/18/10 at BUF
Most RBI .....	9	9 - Scott McClain, 4/24/98 vs. DUR 8 - Freddy Garcia, 7/27/00 at PAW
Most Stolen Bases .....	(3x) 4	4 - Rich Thompson, 6/6/13 vs. DUR Anton French, 5/15/03 vs. PAW 4 - Freddy Guzman, 7/30/08 at TOL
Most Walks .....	5	5 - Drew Stubbs, 7/6/09 vs. LOU 4 - Mitch Garver, 5/27/17 at ROC
Most Strikeouts .....	5	5 - Francisco Arcia, 6/2/14 vs. SWB 4 - MR: Nick Pratto, 5/31/22 at OMA

## Opponent Single-Game Individual Pitching Records

Individual Pitching	Record	Home/Road
Most Hits Allowed .....	16	15 - Mike Maroth, 7/23/01 vs. TOL 16 - Joe Martinez, 5/31/13 at COL
Most Runs Allowed .....	(5x) 11	11 - Ben Hendrickson, 8/17/08 vs. DUR Felipe Lira, 8/20/99 vs. TOL Kennie Steenstra, 5/13/97 vs. IOW 11 - Jason Olsen, 6/11/99 (2) at CLT Rich Pratt, 7/3/97 at NAS
Most ER Allowed .....	(3x) 11	11 - Ben Hendrickson, 8/17/08 vs. DUR Felipe Lira, 8/20/99 vs. TOL 11 - Rich Pratt, 7/3/97 at NAS
Most Hit Batters .....	(3x) 4	3 - Matt Maloney, 4/22/08 vs. LOU 4 - Charlie Zink, 7/17/09 at PAW Ryan Drese, 6/27/01 at BUF Willie Banks, 5/31/01 at SYR
Most Walks Allowed .....	8	8 - Mike Bertotti, 8/12/97 vs. NAS 8 - Dontrelle Willis, 8/30/09 at TOL
Most Strikeouts .....	(2x) 14	14 - Matt Andriese, 5/3/16 vs. DUR *Rick Helling, 7/11/96 vs. OKC 13 - Boof Bonser, 6/12/05 at ROC
Most Wild Pitches .....	5	5 - Andy Oliver, 6/28/12 vs. TOL 3 - Fernando Romero, 7/27/19 at ROC

\*First game at Victory Field

ORGANIZATION

2023 INDIANS

IL & OPPONENTS

2022 REVIEW

PIRATES

HISTORY

GENERAL

# VICTORY FIELD ERA RECORDS

## Win/Loss Team Records

Team Win/Loss	High (Record)	Year	Low (Record)	Year
Wins	89 (89-55)	2012	64 (64-78)	2003
Wins (Home)	49 (49-23)	1997	32 (32-38)	2019
Wins (Road)	43 (43-29)	2000	25 (25-47)	2001
Wins (Only Full Months Included)	23 (23-10)	August 1997	7 (7-15/7-17)	April 2017/April 2011
Losses	78 (66-78/64-78/66-78)	2004/2003/2001	55 (89-55)	2012
Losses (Home)	38 (32-38/35-38)	2019/2002	23 (49-23)	1997
Losses (Road)	47 (25-47)	2001	29 (43-29)	2000
Losses (Only Full Months Included)	23 (8-23)	July 2004	6 (13-6/12-6)	April 2004/April 1998

## Win/Loss Team Streaks

Longest Winning Streaks		Longest Losing Streaks	
14	7/28-8/9/97	13	7/10-24(1)/04
8 (2x)	5/16-21/17	10	8/6(2)-16/98
	6/27-7/4/12	8	6/29-7/5/10
7 (7x)	MR: 6/2-9/18	7	(6x) MR: 5/23-30/21
Wins, Start Season	5 (2x) - 4/4-8(1)/14	Losses, Start Season	4 - 4/7-10/11
	4/6-10/00	Losses, Home	9 (2x) - 7/1-22/10
Wins, Home	9 (2x) - 4/25-5/12/13	Losses, Road	8 (3x) - MR: 6/27-7/4/07
	6/9-20/97		
Wins, Road	12 - 5/25(2)-6/24/03		

## Longest Games

Longest Games (Time)		Longest Games (Innings)	
6:20	8/15/03 (1) at CLT (18 inn.)	18 innings	8/15/03 (1) at CLT
5:32 (:19 delay)	7/10/13 at COL (16 inn.)	16 innings (:19 delay)	7/10/13 at COL
4:57	4/26/10 at LOU (15 inn.)	16 innings	9/4/09 vs. LOU
4:46	7/2/12 at LOU (14 inn.)	15 innings	(3x) MR: 5/24/12 vs. LOU
4:42	6/9/13 vs. NOR (13 inn.)		
<b>Longest Games (Time) — Home</b>		<b>Longest Games (Innings) — Home</b>	
4:42	6/9/13 vs. NOR (13 inn.)	16 innings	9/4/09 vs. LOU
4:41	5/12/12 vs. NOR (14 inn.)	15 innings	5/24/12 vs. LOU
4:35	7/19/01 vs. COL (12 inn.)	15 innings	4/19/06 vs. OTT
4:33	6/4/13 vs. DUR (13 inn.)	14 innings	5/12/12 vs. NOR
4:33	5/24/12 vs. LOU (15 inn.)	14 innings	4/12/09 vs. TOL
4:19	6/20/21 vs. MEM (11 inn.)	14 innings	4/21/01 vs. RIC
4:19	8/1/15 vs. CLT (13 inn.)	13 innings	(14x) MR: 8/24/15 vs. LOU
4:19	4/12/09 vs. TOL (14 inn.)		
4:18	4/19/06 vs. OTT (15 inn.)		
4:17	5/10/14 vs. NOR (12 inn.); 6/24/06 vs. RIC (12 inn.)		
<b>Longest Games (Time) — Road</b>		<b>Longest Games (Innings) — Road</b>	
6:20	8/15/03 (1) at CLT (18 inn.)	18 innings	8/15/03 (1) at CLT
5:32 (:19 delay)	7/10/13 at COL (16 inn.)	16 innings (:19 delay)	7/10/13 at COL
4:57	4/26/10 at LOU (15 inn.)	15 innings	4/26/10 at LOU
4:46	7/2/12 at LOU (14 inn.)	14 innings	7/23/12 at TOL
4:41	6/8/12 at PAW (13 inn.)	14 innings	7/2/12 at LOU
4:32	6/3/16 at TOL (13 inn.)	14 innings	6/16/01 at ROC
4:24	4/18/98 at CLT (14 inn.)	14 innings	7/3/00 at LOU
4:23	7/31/18 at COL (12 inn.)	14 innings	4/18/98 at CLT
4:22	7/23/12 at TOL (14 inn.)	14 innings	6/15/97 at NO
4:18	6/21/16 at GWN (12 inn.)	13 innings	(11x) MR: 8/20/17 at SYR

### Longest Game (Time) — 9.0 Innings

3:58 (:54 delay) ..... 7/21/06 at RIC

ORGANIZATION

2023 INDIANS

IL & OPPONENTS

2022 REVIEW

PIRATES

HISTORY

GENERAL

Shortest Games

Shortest Games (Time)

1:19 (1:44 delay)	7/12/08 vs. TOL (5 inn.)
1:19	7/9/04 vs. OTT (5 inn.)
1:23 (3:26 delay)	8/14/18 at SWB (5 inn.)
1:23 (1:00 delay)	5/6/18 vs. GWN (5 inn.)
1:25	5/24/01 at PAW (5 inn.)

Shortest Games (Time) — Home

1:19 (1:44 delay)	7/12/08 vs. TOL (5 inn.)
1:19	7/9/04 vs. OTT (5 inn.)
1:23 (1:00 delay)	5/6/18 vs. GWN (5 inn.)
1:30	7/11/02 (2) vs. CLT (7 inn.)
1:34	6/18/97 (1) vs. LOU (7 inn.)
1:38	7/15/21 vs. OMA (5 inn.)
1:38	7/5/19 (2) vs. TOL (7 inn.)
1:38	6/17/00 (1) vs. SYR (7 inn.)
1:41	8/31/05 (1) vs. TOL (8 inn.)
1:43	4/18/01 (1) vs. LOU (7 inn.)
1:43	8/8/97 (1) vs. NAS (7 inn.)

Shortest Games (Time) — Road

1:23 (3:26 delay)	8/14/18 at SWB (5 inn.)
1:25	5/24/01 at PAW (5 inn.)
1:31	7/24/96 (1) at NO (7 inn.)
1:32	6/17/02 (1) at OTT (7 inn.)
1:33	7/23/04 (1) at RIC (7 inn.)
1:33	8/16/98 at DUR (5 inn.)
1:35	7/14/00 (2) at TOL (7 inn.)
1:36	6/3/97 (1) at BUF (7 inn.)
1:39	8/15/18 (2) at SWB (7 inn.)
1:40	(4x) MR: 7/25/13 (1) at CLT (7 inn.)

9-Inning Shortest Games (Time)

1:49	5/13/98 vs. PAW
1:53	7/10/22 vs. IOW
1:55	8/31/04 vs. TOL
1:55	8/29/97 vs. LOU
1:56	5/13/04 at ROC
1:56	8/15/01 at LOU

9-Inning Shortest Games (Time) — Home

1:49	5/13/98 vs. PAW
1:53	7/10/22 vs. IOW
1:55	8/31/04 vs. TOL
1:55	8/29/97 vs. LOU
1:57	7/21/16 vs. CLT
1:57	5/22/10 vs. GWN
1:57	8/8/01 vs. RIC
1:57	8/23/97 vs. LOU
1:58	8/10/17 vs. SYR
1:58	5/14/12 vs. NOR
1:58	6/30/99 vs. LOU
1:58	5/16/98 vs. SWB
*1:58	6/12/97 vs. CIN

9-Inning Shortest Games (Time) — Road

1:56	5/13/04 at ROC
1:56	8/15/01 at LOU
1:58	5/9/15 at SWB
1:58	7/31/04 at TOL
1:58	7/28/96 at LOU
1:59	9/1/96 at LOU
2:00	8/6/04 at COL
2:00	8/18/01 at TOL
2:01	8/10/16 at BUF
2:01	4/18/97 at NO

\*Exhibition game vs. Cincinnati

Shortest Games (Innings)

5 innings (.31 delay)	4/12/22 at STP
5 innings (1:40 delay)	7/15/21 vs. OMA
5 innings (3:26 delay)	8/14/18 at SWB
5 innings (1:00 delay)	5/6/18 vs. GWN
5 innings (1:44 delay)	7/12/08 vs. TOL
5 innings	7/9/04 vs. OTT
5 innings	5/24/01 at PAW
5 innings	8/16/98 at DUR
6 innings (-.53 delay)	(5x) MR: 6/21/18 vs. NOR

Shortest Games (Innings) — Home

5 innings (1:40 delay)	7/15/21 vs. OMA
5 innings (1:00 delay)	5/6/18 vs. GWN
5 innings (1:44 delay)	7/12/08 vs. TOL
5 innings	7/9/04 vs. OTT
6 innings (-.53 delay)	6/21/18 vs. NOR
6 innings	5/21/99 vs. PAW
7 innings	(Many) MR: 8/32/22 (2) vs. LOU

Shortest Games (Innings) — Road

5 innings (.31 delay)	4/12/22 at STP
5 innings (3:26 delay)	8/14/18 at SWB
5 innings	5/24/01 at PAW
5 innings	8/16/98 at DUR
6 innings (1:17 delay)	7/8/10 at COL
6 innings	7/7/04 at SYR
6 innings	8/18/01 at TOL
7 innings	(Many) MR: 9/7/22 (2) at OMA

Largest Crowds

Largest Home Crowds

16,168	7/22/00 vs. COL
16,087	5/30/98 vs. BUF
16,084	8/30/97 vs. BUF
16,068	8/30/03 vs. COL
16,062	7/4/04 vs. LOU
15,983	7/4/02 vs. LOU
15,898	6/19/99 vs. ROC
15,880	7/4/00 vs. OTT
15,864	7/4/01 vs. OTT
15,861	8/21/99 vs. TOL

Largest Opponent Crowds

28,540	7/26/97 at LOU
20,050	7/4/96 at BUF
17,080	6/29/01 at BUF
16,705	4/3/97 at BUF
16,346	7/5/96 at LOU
15,491	9/1/96 at LOU
15,221	6/8/09 at BUF
15,187	4/8/96 at BUF
15,051	7/7/96 at BUF
14,818	8/15/97 at BUF

# VICTORY FIELD ERA RECORDS

## Margins of Victory/Defeat

**Largest Margins of Victory**

20	21-1, 7/6/17 at COL
16	17-1, 7/22/13 at CLT
16	16-0, 6/11/12 vs. ROC
16	19-3, 5/6/04 vs. CLT
16	18-2, 6/23/97 vs. IOW

**Largest Margins of Defeat**

19	20-1, 7/15/19 vs. SYR
16	17-1, 9/26/22 at COL
16	17-1, 8/5/03 vs. COL
15	16-1, 7/27/21 at STP
15	16-1, 8/9/07 at LOU
15	16-1, 7/27/07 at LOU

**Largest Margins of Victory — Home**

16	16-0, 6/11/12 vs. ROC
16	19-3, 5/6/04 vs. CLT
16	18-2, 6/23/97 vs. IOW
14	15-1, 5/31/05 vs. LOU
13	13-0, 7/19/05 vs. SYR
12	14-2, 7/10/14 (2) vs. COL
12	15-3, 6/27/10 vs. TOL
12	13-1, 8/28/04 vs. COL
12	14-2, 8/10/01 vs. RIC
11	(5x) MR: 13-2, 6/2/11 vs. SWB

**Largest Margins of Defeat — Home**

19	20-1, 7/15/19 vs. SYR
16	17-1, 8/5/03 vs. COL
14	15-1, 7/6/09 vs. LOU
14	17-3, 6/2/08 vs. TOL
13	14-1, 7/28/08 vs. SYR
12	14-2, 8/27/18 vs. LOU
12	17-5, 4/18/08 vs. PAW
12	13-1, 7/22/07 vs. DUR
12	13-1, 6/1/00 vs. SWB
12	13-1, 8/2/99 vs. RIC

**Largest Margins of Victory — Road**

20	21-1, 7/6/17 at COL
16	17-1, 7/22/13 at CLT
14	16-2, 5/30/06 at SYR
13	16-3, 7/15/07 at ROC
12	15-3, 5/10/22 at CLT
12	13-1, 8/7/21 at IOW
12	17-5, 7/13/19 at COL
12	17-5, 4/27/18 at COL
12	13-1, 4/22/16 at LOU
12	13-1, 8/2/12 at SWB
12	12-0, 8/29/09 at TOL
12	18-6, 5/19/98 at PAW

**Largest Margins of Defeat — Road**

16	17-1, 9/26/22 at COL
15	16-1, 7/27/21 at STP
15	16-1, 8/9/07 at LOU
14	15-1, 6/10/02 at COL
13	15-2, 6/9/11 at BUF
13	17-4, 4/8/10 at COL
13	16-3, 7/28/05 at SYR
13	15-2, 7/28/01 at SWB
13	16-3, 7/10/99 at COL
13	20-7, 7/20/98 at ROC
12	(4x) MR: 13-1, 6/21/15 at CLT

## Comeback Victories (Since 2005)

Year	Largest Deficit Overcome						Total
	1r	2r	3r	4r	5r	6+	
2022	21	8	0	3	0	0	32
2021	12	8	5	1	2	0	28
2019	18	4	4	1	1	0	28
2018	15	8	3	0	1	0	27
2017	18	10	1	1	1	0	31
2016	12	9	1	1	0	0	23
2015	16	10+1	4+1	2+1	0	0	32+3
2014	14	13	1	1	1	1	31
2013	20	7	4	3	1	0	35
2012	21	7	4	2	0	0	34
2011	14	11	8	2	0	1	36
2010	9	10	4	2	1	1	27
2009	16	8	3	3	0	0	30
2008	18	8	1	1	1	0	29
2007	18	7	5	0	0	0	30
2006	18	13	2	2	1	0	36
2005	17	15	5	2	1	1	41
<b>TOTALS</b>	<b>277</b>	<b>156+1</b>	<b>55+1</b>	<b>27+1</b>	<b>11</b>	<b>4</b>	<b>530+3</b>

(+1) - Playoff games

## Largest Comeback Victories (Since 2005)

Largest Deficit	Final Score	Date/Opponent	Notes
9 runs	14-11	7/20/05 vs. SYR	Trailed 9-0 Mid 2, RF G. Koonce (2 HR, 4 RBI), DH B. Eldred (2 HR, 5 RBI)
7 runs	9-7	5/28/11 at PAW	Trailed 7-0 End 3, scored 9 unanswered with 2-run 9th, SS J. Harrison (5-for-5, 3 2B)
6 runs	15-6	5/23/14 at CLT	Trailed 6-0 End 2, tied 6-6 Mid 4 and scored 8 in 9th, 1B C. McGuiness (4-for-6)
6 runs	10-9	4/28/10 at PAW	Trailed 9-3 End 3, scored 7 unanswered with 2-run 9th, DH B. Myrow (Grand Slam)
5 runs	8-7 (11)	6/20/21 vs. MEM	Trailed 6-1 Mid 7, scored 4 in 8th and 2 in 11th, CF A. Alford (2-for-2, 2 RBI, 4 BB)
5 runs	6-5	5/16/21 vs. TOL	Trailed 5-0 Mid 2, scored 4 in 2nd and walked off in 9th, 1B C. Bethancourt (2-for-5, RBI)
5 runs	8-7 (10)	8/18/19 vs. LHV	Trailed 7-2 Mid 9, scored 5 in 9th, walked off in 10th, 3B K. Hayes (Game-Tying 3R HR)
5 runs	12-7	5/13/18 vs. COL	Trailed 7-2 Mid 4, scored 10 unanswered with 5-run 6th, LF A. Meadows (2-for-5, 3 RBI)
5 runs	11-10	8/26/17 vs. COL	Trailed 5-0 Mid 2, scored 9 runs in 2nd, DH E. Wood (2-for-4, HR, 3 RBI)
5 runs	9-7	8/29/14 vs. COL	Trailed 6-1 Mid 2, scored 4 runs in the 7th, 1B C. McGuiness (2-for-4, HR, 3 RBI)

Five other 5-run comebacks: 8/23/13 at ROC, 6/25/10 vs. TOL, 6/12/08 at TOL, 7/2/06 at TOL, 6/19/05 vs. BUF

ORGANIZATION

2023 INDIANS

1L & OPPONENTS

2022 REVIEW

PIRATES

HISTORY

GENERAL

# VICTORY FIELD ERA RECORDS

## Holiday Results

Easter				Cinco de Mayo				Mother's Day			
Date	Opponent	Score	Att.	Date	Opponent	Score	Att.	Date	Opponent	Score	Att.
4/17/22	at STP	L, 5-1	3,168	*5/5/22	vs. LOU	L, 7-5 (10)	10,467	5/8/22	vs. LOU	L, 5-1	6,873
4/4/21	Preseason			5/5/21	at IOW	L, 8-3	1,359	5/9/21	at IOW	L, 2-0	3,318
4/21/19	vs. LOU	W, 2-1 (11)	5,890	5/5/19	vs. LOU	L, 8-0	10,034	5/12/19	at LHV (PPD)		
4/1/18	Preseason			5/5/18	vs. GWN	W, 4-2	8,800	5/13/18	vs. COL	W, 12-7	6,426
4/16/17	at TOL	L, 9-5	3,675	5/5/17	at COL (PPD)			5/14/17	vs. NOR	W, 5-4 (11)	9,001
3/27/16	Preseason			5/5/16	DNP			5/8/16	vs. LOU	L, 5-4	5,952
4/5/15	Preseason			5/5/15	vs. ROC	L, 15-10	5,070	5/10/15	at SWB	W, 2-1	4,035
4/20/14	vs. LOU	L, 5-1	4,891	5/5/14	at SWB	L, 7-6	3,930	5/11/14	vs. NOR	W, 5-2	7,288
3/31/13	Preseason			5/5/13	at LHV	L, 5-4	10,100	5/12/13	vs. TOL	W, 8-2	6,595
4/8/12	at TOL	W, 8-2	3,811	5/5/12	vs. LOU	W, 4-0	7,816	5/13/12	vs. NOR	L, 2-0	6,241
4/24/11	at COL	L, 6-4	5,235	5/5/11	at NOR	W, 9-1	4,006	5/8/11	at NOR	W, 6-2	3,857
4/4/10	Preseason			5/5/10	DNP			5/9/10	vs. BUF	W, 5-4	6,609
4/12/09	vs. TOL	W, 3-2 (14)	3,712	5/5/09	vs. SWB	W, 3-1	4,022	5/10/09	at SYR	L, 12-2	3,019
3/23/08	Preseason			5/5/08	at RIC	L, 3-2	1,792	5/11/08	vs. SWB (PPD)		
4/8/07	vs. COL (DH)	W, 1-0L, 2-0	2,997	5/5/07	vs. LOU	W, 8-5	7,561	5/13/07	vs. OTT	W, 5-3	7,033
4/16/06	vs. SYR	L, 5-2 (13)	4,141	5/5/06	at DUR	L, 6-1	8,734	5/14/06	vs. DUR	W, 8-1	3,542
3/27/05	Preseason			5/5/05	at COL	W, 5-2	4,581	5/8/05	at COL	L, 9-0	4,222
4/11/04	at RIC	L, 4-3	2,267	5/5/04	vs. CLT	L, 4-1	4,424	5/9/04	at OTT	W, 7-2	1,461
4/20/03	at CLT	L, 6-3	1,891	5/5/03	at NOR	L, 4-1	3,442	5/11/03	vs. BUF	L, 13-8	5,575
3/31/02	Preseason			5/5/02	vs. ROC	L, 10-7	7,420	5/12/02	at SWB (PPD)		
4/15/01	at RIC	W, 5-3	2,770	5/5/01	vs. ROC	L, 3-1	10,009	5/13/01	at DUR	L, 6-5	6,196
4/23/00	DNP			5/5/00	vs. LOU	W, 7-3	8,202	5/14/00	vs. OTT	L, 7-5	7,163
4/4/99	Preseason			5/5/99	at LOU	W, 9-5	2,933	5/9/99	vs. OTT	W, 7-4	8,224
4/12/98	vs. TOL	W, 5-2	5,783	5/5/98	at TOL (DH)	L, 2-1W, 3-1	1,975	5/10/98	at LOU	L, 5-4	3,130
3/30/97	Preseason			5/5/97	at IOW	L, 4-0	3,418	5/11/97	vs. OMA	W, 14-5	9,638
4/7/96	at LOU	W, 15-4	4,137	5/5/96	at IOW	W, 6-4	8,643	5/12/96	vs. NAS	W, 5-2	4,223
<b>Overall Record: 7-8</b>				<b>Overall Record: 10-14</b>				<b>Overall Record: 13-10</b>			

## Memorial Day

Date	Opponent	Score	Att.
5/30/22	DNP		
5/31/21	DNP		
5/27/19	at COL	W, 8-3	10,874
5/28/18	at CLT	L, 7-5	6,773
5/29/17	at ROC	L, 5-3	9,593
5/30/16	vs. ROC	L, 7-0	10,985
5/25/15	at BUF	W, 8-4	5,602
5/26/14	vs. PAW	L, 6-2	9,256
5/27/13	vs. PAW	L, 9-1	8,942
5/28/12	vs. DUR	W, 7-4	7,644
5/30/11	vs. SWB	W, 8-5	8,063
5/31/10	at GWN	L, 4-3	5,192
5/25/09	at GWN	W, 5-2	3,841
5/26/08	at LHV	L, 4-2	6,520
5/28/07	vs. BUF	W, 2-1	6,635
5/29/06	at SYR	W, 8-4	4,622
5/30/05	vs. LOU	L, 5-1	8,803
5/31/04	at SWB	W, 2-1	3,451
5/26/03	vs. ROC	L, 6-4	6,833
5/27/02	DNP		
5/28/01	at SYR	L, 2-1	3,998
5/29/00	at ROC	W, 2-1	6,561
5/31/99	at PAW	L, 9-5	5,691
5/25/98	vs. SWB	W, 5-4	4,328
5/26/97	vs. BUF (PPD)		
5/27/96	DNP		
<b>Overall Record: 10-11</b>			

## Father's Day

Date	Opponent	Score	Att.
6/19/22	at GWN	W, 5-3	3,808
6/20/21	vs. MEM	W, 8-7 (11)	6,789
6/16/19	vs. PAW (DH)	W, 5-3L, 8-0	10,686
6/17/18	at COL	W, 6-3	8,904
6/18/17	at CLT	W, 12-11	9,111
6/19/16	at CLT	W, 6-3	10,223
6/21/15	at CLT	L, 13-1	9,113
6/15/14	vs. GWN	W, 9-4	14,018
6/16/13	at DUR	L, 5-2	9,077
6/17/12	at CLT	W, 2-1	4,396
6/19/11	at ROC	W, 8-3	9,367
6/20/10	at BUF	W, 7-3	11,578
6/21/09	at SWB (PPD)		
6/15/08	at COL	L, 4-2	7,617
6/17/07	at DUR	L, 7-3	8,460
6/18/06	at BUF	W, 6-5	10,122
6/19/05	vs. BUF	W, 10-7	12,767
6/20/04	at BUF	W, 4-2	8,286
6/15/03	vs. SWB	L, 5-3	14,569
6/16/02	at OTT (PPD)		
6/17/01	at ROC	L, 9-0	8,038
6/18/00	vs. SYR	L, 5-1	9,350
6/20/99	vs. ROC	W, 12-1	11,102
6/21/98	vs. ROC	W, 6-4	11,491
6/15/97	at NO	L, 2-1	8,711
6/16/96	vs. OKC	W, 9-1	6,552
<b>Overall Record: 16-9</b>			

## Fourth of July

Date	Opponent	Score	Att.
7/4/22	vs. IOW	W, 5-4 (10)	13,911
7/4/21	vs. IOW	L, 5-2	10,869
7/4/19	vs. TOL	L, 7-6	14,436
7/4/18	vs. LOU	W, 4-2	14,387
7/4/17	vs. COL	L, 1-0	14,366
7/4/16	vs. LOU	L, 11-3	14,438
7/4/15	vs. LOU	L, 9-2	14,414
7/4/14	vs. LOU	L, 7-6 (11)	14,303
7/4/13	vs. LOU	W, 4-0	14,741
7/4/12	vs. LOU	W, 6-1	14,504
7/4/11	vs. TOL	L, 2-1	14,333
7/4/10	vs. LOU	L, 4-2	15,011
7/4/09	vs. LOU (PPD)		
7/4/08	vs. LOU	L, 4-2	15,123
7/4/07	vs. LOU	W, 4-3	14,931
7/4/06	vs. COL	W, 5-3	15,606
7/4/05	vs. LOU	L, 4-2	15,649
7/4/04	vs. LOU	W, 2-1	16,062
7/4/03	vs. LOU	L, 3-1	15,852
7/4/02	vs. LOU	W, 12-4	15,983
7/4/01	vs. OTT	W, 3-2	15,864
7/4/00	vs. LOU	W, 7-2	15,880
7/4/99	vs. SYR	W, 8-6	15,609
7/4/98	vs. LOU	W, 5-3	15,683
7/4/97	vs. BUF	L, 6-2	15,648
7/4/96	at BUF	L, 11-4	20,050
<b>Overall Record: 12-13</b>			

## Labor Day

Date	Opponent	Score	Att.
9/5/22	DNP		
9/6/21	DNP		
9/2/19	at LOU	W, 4-0	6,241
9/3/18	at LOU	W, 4-0	7,171
9/4/17	at TOL	L, 7-4	10,500
9/5/16	at LOU	L, 4-1	7,203
9/7/15	at LOU	L, 3-2	6,496
9/11/14	at LOU	L, 4-3	9,876
9/2/13	at LOU	L, 7-5	7,898
9/3/12	at LOU	W, 2-0	8,185
9/5/11	at LOU	L, 5-2	8,463
9/6/10	at LOU	L, 6-3	8,251
9/7/09	at LOU	W, 4-2	8,375
9/1/08	at LOU	W, 5-2	9,465
9/3/07	at LOU	L, 8-2	8,008
9/4/06	at LOU	W, 5-1	9,982
9/5/05	at TOL	L, 4-3	8,592
9/6/04	at LOU	L, 7-6	9,413
9/1/03	at TOL (CXL)		
9/2/02	at LOU	L, 10-5	13,131
9/3/01	at LOU	L, 3-2	10,985
9/4/00	at LOU	W, 4-3	10,340
9/6/99	at LOU	W, 8-3	6,133
9/7/98	at LOU	W, 6-3	4,429
9/1/97	at LOU	W, 10-0	5,282
9/2/96	at LOU	L, 3-2	9,184
<b>Overall Record: 10-13</b>			

\*The game on 5/5/22 was suspended and completed on 5/7/22

ORGANIZATION

2023 INDIANS

IL & OPPONENTS

2022 REVIEW

PIRATES

HISTORY

GENERAL



# VICTORY FIELD ERA RECORDS

## Opening Day Lineups/Results

Win/Loss Record: 11-14 | Home: 6-7 Road: 5-7

Current Streak: L1 (Since 2022)

4/3/97	
Curtis Goodwin	CF
Pokey Reese	SS
Tim Belk	1B
Brian Hunter	RF
Glenn Murray	LF
Paul Bako	C
Aaron Boone	3B
Billy Hall	2B
Roger Salkeld	P

**IND at LOU**      **L, 10-3**

4/10/98	
Damian Jackson	SS
Tony Tarasco	RF
Roberto Petagine	1B
Guillermo Garcia	C
Mark P. Johnson	DH
Ozzie Timmons	LF
Pete Rose Jr.	3B
Steve Gibralter	CF
Jason Williams	2B
Todd Klingenbeck	P

**COL at IND**      **W, 3-0**

4/8/99	
Jason Hardtke	2B
Jeff Branson	SS
Carlos Baerga	3B
Rod McCall	DH
Jason LaRue	C
D.T. Cromer	1B
Darrell Whitmore	LF
Damon Hollins	RF
Mike Frank	CF
Denny Neagle	P

**TOL at IND**      **W, 9-7**

4/6/00	
Santiago Perez	SS
Lou Collier	CF
Jose Fernandez	3B
Kurt Bierek	1B
Brad Tyler	LF
Scott Krause	RF
Raul Casanova	C
Norberto Martin	2B
Horacio Estrada	P

**IND at RIC**      **W, 5-2**

4/5/01	
Elvis Pena	SS
Lou Collier	CF
Mark Sweeney	DH
Mike Coolbaugh	3B
Brian Leshar	RF
Kevin Barker	LF
Kevin Brown	C
Brant Brown	1B
Marco Scutaro	2B
John Snyder	P

**TOL at IND**      **W, 6-5**

4/4/02	
Ryan Christenson	CF
Ryan Zuber	1B
Ryan Thompson	LF
Israel Alcantara	DH
Midre Cummings	RF
Rob Sasser	3B
Marcus Jensen	C
Dionys Cesar	2B
Bill Hall	SS
Jimmy Osting	P

**COL at IND**      **L, 4-1**

4/3/03	
Mark Budzinski	CF
Bill Hall	2B
Lee Stevens	DH
Cody McKay	C
Brady Clark	LF
Pete Zoccolillo	1B
Joe Lawrence	RF
Wilton Veras	3B
Steve Scarborough	SS
Jamey Wright	P

**IND at COL**      **W, 8-2**

4/8/04	
Matt Erickson	2B
Chris Magruder	LF
Dave Krynzal	CF
Chris Coste	3B
Jeff Liefer	1B
Corey Hart	RF
Mark Johnson	C
J.J. Hardy	SS
Victor Santos	P

**IND at NOR**      **W, 2-1**

4/7/05	
Rich Thompson	CF
Edwards Guzman	DH
Nate McLouth	LF
Graham Koonce	1B
Ryan Doumit	C
Yurendell De Caster	3B
Ray Sadler	RF
Jorge Velandia	SS
Shaun Skrehot	2B
Zach Duke	P

**PAW at IND**      **W, 7-5**

4/6/06	
Rajai Davis	CF
Mike Edwards	DH
Jose Bautista	3B
Brad Eldred	1B
Ronny Paulino	C
Yurendell DeCaster	RF
Ray Sadler	LF
Jason Alfaro	2B
J.J. Furmaniak	SS
Tom Gorzelanny	P

**IND at PAW**      **L, 3-2**

4/5/07	
Nyjer Morgan	CF
Freddy Sanchez	2B
Rajai Davis	LF
Russ Johnson	3B
Yurendell DeCaster	1B
Luis Matos	RF
Brian Bixler	SS
Carlos Maldonado	C
Sean Burnett	P

**COL at IND**      **W, 6-1**

4/3/08	
Andrew McCutchen	CF
Brian Bixler	SS
Matt Kata	2B
Steve Pearce	RF
Adam Bovee	1B
Neil Walker	3B
Kevin Thompson	LF
Josh Wilson	DH
Raul Chavez	C
Bryan Bullington	P

**IND at PAW**      **L, 3-0**

4/9/09	
Andrew McCutchen	CF
Brian Bixler	SS
Jeff Salazar	LF
Garrett Jones	RF
Neil Walker	3B
Steve Pearce	1B
Larry Broadway	DH
Andy Phillips	2B
Erik Kratz	C
Jason Davis	P

**TOL at IND**      **L, 16-5**

4/8/10	
Jose Tabata	CF
Brandon Jones	RF
Pedro Alvarez	3B
Steve Pearce	1B
Neil Walker	LF
Brandon Moss	DH
Erik Kratz	C
Brian Friday	2B
Argenis Diaz	SS
Kevin Hart	P

**IND at COL**      **L, 17-4**

4/7/11	
Gorkys Hernandez	CF
Pedro Orinaco	SS
Alex Presley	LF
Matt Hague	1B
Andrew Lambo	RF
Chase d'Arnaud	2B
Josh Harrison	3B
Dusty Brown	C
Brian Friday	DH
Brian Burres	P

**COL at IND**      **L, 4-3**

4/6/12	
Chase d'Arnaud	SS
Jordy Mercer	2B
Starling Marte	CF
Nick Evans	3B
Jeff Clement	1B
Jeremy Farrell	DH
Brandon Boggs	RF
Eric Fryer	C
Gorkys Hernandez	CF
Justin Wilson	P

**IND at TOL**      **L, 5-1**

4/4/13	
Alex Presley	CF
Jordy Mercer	SS
Felix Pie	RF
Jerry Sands	1B
Brandon Inge	DH
Matt Hague	LF
Jared Goeder	3B
Tony Sanchez	C
Ivan De Jesus	2B
Andy Oliver	P

**COL at IND**      **L, 4-3**

4/4/14	
Jaff Decker	CF
Robert Andino	SS
Gregory Polanco	RF
Chris McGuiness	1B
Matt Hague	DH
Brent Morel	3B
Chase d'Arnaud	CF
Michael Martinez	2B
Carlos Paulino	C
Casey Sadler	P

**IND at COL**      **W, 2-1 (10)**

4/9/15	
Alien Hanson	2B
Steve Lombardozzi	DH
Jose Tabata	RF
Hunter Morris	1B
Brent Morel	3B
Jaff Decker	LF
Elias Diaz	C
Gorkys Hernandez	CF
Gustavo Nunez	SS
Nick Kingham	P

**COL at IND**      **L, 4-0**

4/10/16 (Game 1 of DH)	
Alien Hanson	2B
Max Moroff	3B
Josh Bell	1B
Jason Rogers	DH
Danny Ortiz	LF
Willy Garcia	RF
Jacob Stallings	CF
Gift Ngoepe	SS
Antoan Richardson	CF
Tyler Glasnow	P

**IND at COL**      **L, 1-0 (7)**

4/6/17	
Max Moroff	2B
Gift Ngoepe	SS
Austin Meadows	CF
Jose Osuna	1B
Elias Diaz	C
Danny Ortiz	RF
Eric Wood	3B
Jason Rogers	DH
Christopher Bostick	LF
Steven Brault	P

**TOL at IND**      **W, 7-4**

4/6/18	
Kevin Newman	SS
Kevin Kramer	2B
Austin Meadows	CF
Jose Osuna	3B
Jordan Luplow	RF
Max Moroff	DH
Jacob Stallings	C
Erich Weiss	1B
Christopher Bostick	LF
Nick Kingham	P

**COL at IND**      **L, 11-4**

4/4/19	
Cole Tucker	SS
Ke'Bryan Hayes	3B
Patrick Kivlehan	RF
Will Craig	1B
Kevin Kramer	2B
Bryan Reynolds	CF
Steven Baron	C
Trayvon Robinson	LF
Erich Weiss	DH
JT Brubaker	P

**IND at COL**      **L, 10-4**

5/4/21	
Travis Swaggerty Jr.	CF
Cole Tucker	SS
Kevin Kramer	2B
Will Craig	1B
Chris Sharpe	RF
Dylan Busby	3B
Anthony Alford	LF
Joe Hudson	C
Chase De Jong	P

**IND at IOW**      **W, 3-0**

4/5/22	
Travis Swaggerty	DH
Oneil Cruz	SS
Rodolfo Castro	3B
Mason Martin	1B
Canaan Smith-Njigba	LF
Cal Mitchell	RF
Jared Oliva	CF
Jason Delay	C
Ji Hwan Bae	2B
Cody Bolton	P

**OMA at IND**      **L, 4-1**

ORGANIZATION  
 2023 INDIANS  
 IL & OPPONENTS  
 2022 REVIEW  
 PIRATES  
 HISTORY  
 GENERAL

# VICTORY FIELD PLAYOFF RESULTS

## American Association Playoffs - 1996

### AA East Division Finals (1996)

### AA Championship (1996)

Manager (Affiliate): Dave Miley (Cincinnati)

Date	Opp.	Final	W. Pitcher	L. Pitcher	Save	Date	Opp.	Final	W. Pitcher	L. Pitcher	Save
9/4	vs BUF	W, 5-2	Buckley	Anderson	-	9/11	at OKC	L, 4-3	Alberro	Luebbers	Patterson
9/5	vs BUF	W, 5-3	Luebbers	Scott	Spradlin	9/12	at OKC	L, 3-2	Santana	Pughe	Patterson
9/6	at BUF	L, 4-3	Graves	Warren	-	9/13	vs OKC	W, 5-3	Warren	Eversgerd	Spaldin
9/7-8	at BUF	PPD (Rain) -	-	-	-	9/14	vs OKC	L, 4-2	Dreyer	Moore	-
9/9	at BUF	L, 6-0	Graves	Moore	-						
9/10	at BUF	W, 4-1	Buckley	Williams	-						

**INDIANS WIN SERIES, 3-2**

**INDIANS LOSE SERIES, 1-3**

## American Association Playoffs - 1997

### AA East Division Finals (1997)

Manager (Affiliate): Dave Miley (Cincinnati)

Date	Opp.	Final	W. Pitcher	L. Pitcher	Save
9/3	vs BUF	W, 5-3	Williams	Weathers	Lewis
9/4	vs BUF	L, 4-3	Anderson	Bolton	Blomdahl
9/5	at BUF	W, 11-7	Lewis	Scott	-
9/6	at BUF	L, 9-2	Driskill	Crowell	-
9/7	at BUF	L, 6-2	Weathers	Walker	-

**INDIANS LOSE SERIES, 2-3**

## Governors' Cup Playoffs & Triple-A World Series - 2000

### Governors' Cup Semifinals (2000)

### Governors' Cup Championship (2000)

Manager (Affiliate): Steve Smith (Milwaukee)

Date	Opp.	Final	W. Pitcher	L. Pitcher	Save	Date	Opp.	Final	W. Pitcher	L. Pitcher	Save
9/6	vs DUR	W, 6-3	Lavrault	Agosto	Scanlan	9/11	at SWB	L, 6-4	Thomas	Lavrault	-
9/7	vs DUR	L, 9-0	Callaway	Davis	-	9/12	at SWB	W, 6-3	Davis	Coggin	Scanlan
9/8	at DUR	L, 11-3	Comett	Estrada	-	9/13	vs SWB	W, 4-3	Buddie	Schrenk	Scanlan
9/9	at DUR	W, 3-2	Roque	Standridge	Scanlan	9/14	vs SWB	L, 1-0	Figueroa	Estrada	-
9/10	at DUR	W, 6-4	Estrada	Phelps	Scanlan	9/15	vs SWB	W, 6-1	Harikkala	Thomas	-

**INDIANS WIN SERIES, 3-2**

**INDIANS WIN GOVERNORS' CUP TITLE, 3-2**

### Triple-A World Series in Las Vegas (2000)

Date	Opp.	Final	W. Pitcher	L. Pitcher	Save
9/18	at MEM	W, 8-3	Davis	Smith	-
9/19	vs MEM	W, 3-2	Scanlan	Rodriguez	-
9/20	at MEM	L, 11-4	Weibl	Lavrault	-
9/21	vs MEM	W, 9-2	Estrada	Hackman	-

**INDIANS WIN TRIPLE-A WORLD SERIES, 3-1**

## Governors' Cup Playoffs - 2005

### Governors' Cup Semifinals (2005)

### Governors' Cup Championship (2005)

Manager (Affiliate): Trent Jewett (Pittsburgh)

Date	Opp.	Final	W. Pitcher	L. Pitcher	Save	Date	Opp.	Final	W. Pitcher	L. Pitcher	Save
9/7	vs BUF	L, 5-1	Davis	Snell	-	9/13	at TOL	L, 10-8	Ennis	Reith	Karnuth
9/8	vs BUF	L, 6-5	Diaz	Corey	Robbins	9/14	at TOL	L, 6-3	Hamman	Gorzalanny	Woodyard
9/9	at BUF	W, 5-2	Connolly	Carmona	Corey	9/15	vs TOL	L, 8-3	Grilli	Connolly	-
9/10	at BUF	W, 4-1	Enochs	Young	Corey						
9/11	at BUF	W, 6-4	Connolly	Stanford	Corey						

**INDIANS WIN SERIES, 3-2**

**INDIANS LOSE SERIES, 0-3**

## VICTORY FIELD PLAYOFF RESULTS (cont.)

### Governors' Cup Playoffs - 2006

#### IL West One-Game Playoff (2006)

Manager (Affiliate): Trent Jewett (Pittsburgh)

Date	Opp.	Final	W. Pitcher	L. Pitcher	Save
9/5	at TOL	L, 4-0	Lewis	Reames	-

*INDIANS LOSE SERIES, 0-1*

### Governors' Cup Playoffs - 2012

#### Governors' Cup Semifinals (2012)

Manager (Affiliate): Dean Treanor (Pittsburgh)

Date	Opp.	Final	W. Pitcher	L. Pitcher	Save
9/5	vs CLT	L, 8-1	Leesman	VandenHurk	-
9/6	vs CLT	L, 14-13	Rodriguez	Cole	Marinez
9/7	at CLT	W, 8-0	Irwin	Carroll	-
9/8	at CLT	L, 6-4	Zaleski	Johnson	Rodriguez

*INDIANS LOSE SERIES, 1-3*

### Governors' Cup Playoffs - 2013

#### Governors' Cup Semifinals (2013)

Manager (Affiliate): Dean Treanor (Pittsburgh)

Date	Opp.	Final	W. Pitcher	L. Pitcher	Save
9/4	at DUR	L, 2-0	Beliveau	Cumpton	Yates
9/5	at DUR	L, 6-5	Martin	Godfrey	Yates
9/6	vs DUR	L, 2-1	Kelly	Rodriguez	Sandoval

*INDIANS LOSE SERIES, 0-3*

### Governors' Cup Playoffs - 2015

#### Governors' Cup Semifinals (2015)

Manager (Affiliate): Dean Treanor (Pittsburgh)

Date	Opp.	Final	W. Pitcher	L. Pitcher	Save
9/9	vs SWB	W, 7-3	Boscan	Haynes	Wall
9/10	vs SWB	W, 6-1	Worley	Wooten	-
9/11	at SWB	W, 4-2	Morris	Barbato	Wood

*INDIANS WIN SERIES, 3-0*

#### Governors' Cup Championship (2015)

Date	Opp.	Final	W. Pitcher	L. Pitcher	Save
9/15	at COL	L, 6-5	Colon	Wall	-
9/16	at COL	L, 5-4	Murata	Boscan	Molleken
9/17	vs COL	W, 6-5	Bleich	Colon	Wood
9/18	vs COL	W, 5-4	Wood	Johnson	-
9/19	vs COL	L, 3-0	Clevinger	Volstad	Marmol

*INDIANS LOSE SERIES, 2-3*

### Governors' Cup Playoffs - 2017

#### Governors' Cup Semifinals (2017)


Manager (Affiliate): Andy Barkett (Pittsburgh)

Date	Opp.	Final	W. Pitcher	L. Pitcher	Save
9/6	at DUR	L, 10-3	Yarbrough	Holmes	-
9/7	at DUR	L, 2-0	Chirinos	Glasnow	Castillo
9/8	vs DUR	W, 5-0	Kingham	Smith	-
9/9	vs DUR	L, 4-3	Wood	Leathersich	Castillo

*INDIANS LOSE SERIES, 1-3*

## KINGHAM SILENCES BULLS

Trailing Durham 2-0 in the best-of-five 2017 Governors' Cup semifinals, Indians right-hander Nick Kingham delivered a clutch performance at Victory Field to extend the series one more day. He held the Bulls scoreless over seven innings of four-hit ball, propelling Indy to its first playoff shutout at the Vic, 5-0.



## VICTORY FIELD SUITE RECOGNITION

### Napoleon Lajoie (1918) - Suite 301

#### MLB TEAMS PLAYED FOR

Philadelphia Phillies (1896-1900), Philadelphia Athletics (1901-02, 1915-16)  
Cleveland Bronchos (1902), Cleveland Naps (1903-14)

On the heels of a 21-year major league career, Nap Lajoie (LAI-way) came to Indianapolis and served as player-manager for the club in 1918. He hit .282 and led the Indians to a 41-34 record, but the season was shortened by the United States' involvement in World War I. Lajoie won the American League Triple Crown in 1901, led the AL in batting average five times (1901-04, 1910) and joined Cap Anson and Honus Wagner as the only MLB players with 3,000 career hits on Sept. 27, 1914. His popularity in Cleveland led to the organization changing its name from the Bronchos to the Naps. He is among MLB's all-time hits leaders and was elected into the National Baseball Hall of Fame in 1937.




### Vern Rapp (1969-75) - Suite 302

#### MLB TEAMS MANAGED

St. Louis Cardinals (1977-78), Cincinnati Reds (1984)

After spending all or parts of 16 minor league seasons as a catcher in the Cardinals, Yankees, Giants, Tigers and Expos organizations, Vern Rapp became a minor league manager for 15 years, seven of them with Indianapolis. He skipped the Indians to American Association East Division titles in 1971 and 1974. His 1971 club led the AA in ERA (3.01), fewest hits allowed (1,084) and fielding percentage (.976) over 140 contests. His second division-winning squad repeated what made the 1971 team successful, again leading the league in ERA (3.81), fewest hits allowed (1,024) and fielding percentage (.971). He ranks second on Ind's all-time managerial wins list with 513 career victories, and his .532 winning percentage is second to only Dean Treanor's .545 clip among Indians managers with 400-plus wins. Rapp managed his hometown Cardinals to an 83-79 record in 1977 ahead of an early-season dismissal in 1978. He returned to the big leagues as manager of the Reds in 1984 and accumulated 140 total wins at the game's highest level.




### Randy Johnson (1988-89) - Suite 303

#### MLB TEAMS PLAYED FOR

Montreal Expos (1988-89), Seattle Mariners (1989-98), Houston Astros (1998)  
Arizona Diamondbacks (1999-2004, 2007-08), New York Yankees (2005-06), San Francisco Giants (2009)

Nicknamed "The Big Unit" due to his imposing 6-foot-10 presence on the mound, Randy Johnson's career is undoubtedly the most illustrious among former Indians players. The left-handed fireballer reached triple digits with his fastball early in his career, going a combined 9-8 with a 3.08 ERA in 23 games during Indianapolis' 1988 and 1989 American Association championship seasons. With Seattle, Johnson was a 1990 American League All-Star and took off in 1992 by striking out an AL-high 241 batters. A year later Johnson fanned a league-best 308 batters, the first of a record six 300-plus strikeout campaigns. He earned four more AL All-Star selections (1993-95, 1997) with Seattle and his first Cy Young Award in 1995 after leading the AL in ERA (2.48) and strikeouts (294). In 1997 with the Mariners, he recorded his first of three career 20-win campaigns while helping guide Seattle to the postseason for a second time. Johnson was then traded to Houston at the July deadline in 1998 and went 10-1 under the stretch to lift the Astros into the playoffs. The superstar talent later earned a spot in the desert with the Arizona Diamondbacks, where he won four straight National League Cy Young Awards (1999-2002) and was elected to five NL All-Star Teams (1999-2002, 2004). He led the NL in ERA three times (1999, 2001-02) and strikeouts five times (1999-2002, 2004), including a career-high 372 during Arizona's run to the 2001 World Series championship, of which he was named MVP. Earlier that season, he tossed the fourth 20-strikeout game by an individual in baseball history. He won the NL Triple Crown (24 wins, 2.32 ERA, 334 strikeouts) in 2002 and finished second in the 2004 NL Cy Young race, a season where he tossed the 17th perfect game in baseball history to become the oldest ever to accomplish the feat, doing so at age 40 and breaking a century-old record set by Cy Young himself in 1904. Johnson's last 22 seasons was highlighted by his 300th career win, making him the 24th member of the 300-win club. He ended his career with 303 total victories, a lifetime 3.29 ERA and 4,875 strikeouts, a total that trails only Nolan Ryan. He was inducted into the Mariners Hall of Fame in 2012, and three years later, his No. 51 jersey was retired by the D-backs just months after he became a first-ballot Hall of Famer.



### Norman A. Perry Sr. (1929-41) - Suite 304

The mastermind behind the construction of Perry Stadium (later known as Victory Field from 1942-67 and Bush Stadium from 1967-96), Norman Perry Sr. has multiple ties to the rich history of Indianapolis. The Perry family owned and operated the Indianapolis Light & Heat Company, today known as the Indianapolis Power & Light Company. The light towers at Washington Park (located in place of the Indianapolis Zoo) were provided by the Perry family, which were eventually moved to the Indians' new stadium in 1931. Perry Sr. named the ballpark Perry Stadium in honor of his late brother James, who bought the Indians in 1927 but was killed in a plane crash two years later. Following the tragic death, Perry Sr. took the reins as owner of the team up until selling the franchise to Owen "Donie" Bush and Frank E. McKinney in 1941.




### Orestes "Minnie" Miñoso (1964) - Suite 305

#### MLB TEAMS PLAYED FOR

Cleveland Indians (1949, 1951, 1958-59), Chicago White Sox (1951-57, 1960-61, 1964, 1976, 1980)  
St. Louis Cardinals (1962), Washington Senators (1963)

On the heels of 14 successful major league seasons, 38-year-old Minnie Miñoso hit .264 in 52 games for an 89-win Indianapolis squad. His baseball career began in 1946 with the New York Cubans in the Negro Leagues, and he eventually signed with Cleveland in 1948 after baseball's color barrier began to fade. Miñoso consistently ranked among American League leaders, topping the AL in stolen bases (1951-53) and triples three times (1951, 1954, 1956) each and doubles (1957) and hits (1960) once apiece. The nine-time All-Star (1951-54, 1957, 1959-60 [2x both years]) and three-time Gold Glove Award winner (1957, 1959-60) finished fourth in AL MVP voting four times (1951, 1953-54, 1960) and led the AL in times hit by pitch a record 10 seasons. He was the first black Cuban in major league history and first black player in White Sox history. He joined the South Siders as a coach in the early '70s and made highly publicized game appearances in 1976 and 1980 at ages 50 and 54. Miñoso became the third player in baseball history over the age of 50 to notch a hit in the big leagues and the second ever to play in the majors across five different decades. The White Sox retired his No. 9 jersey in 1983 and unveiled a statue of him at U.S. Cellular Field in 2004. He was inducted into the Mexican Baseball Hall of Fame in 1996 and became the 13th former Indy Indian elected into the National Baseball Hall of Fame after receiving 14 votes from the 16-member Golden Days Era Committee in December 2021.



Andrew McCutchen (2007-09) - Suite 306

**MLB TEAMS PLAYED FOR**

Pittsburgh Pirates (2009-17), San Francisco Giants (2018), New York Yankees (2018), Philadelphia Phillies (2019-21), Milwaukee Brewers (2022)

Selected by the Pirates 11th overall in the 2005 MLB June Amateur Draft, Andrew McCutchen lived up to the hype on his way through Circle City. Following a brief 17-game showing in 2007, McCutchen paced the 2008 Indians in batting average (.283), hits (145), doubles (26) and OPS (.770) while finishing second in stolen bases (34). He played for Indy again in 2009 and led the club with eight triples, despite only appearing in 49 games. McCutchen broke into the majors with Pittsburgh in 2009 and became a five-time National League All-Star (2011-15), four-time Silver Slugger (2012-15), Gold Glove Award winner (2012) and MVP (2013). He led the NL with 194 hits in 2012 and batted .317 with 21 home runs, 84 RBI and 27 stolen bases during his MVP campaign. McCutchen posted 20-plus home runs and 79 or more RBI in each of his final seven years with the Pirates. He was presented with the Roberto Clemente Award in 2015, given annually to an MLB player who "best represents the game of baseball through extraordinary character, community involvement, philanthropy and positive contributions, both on and off the field."



Roger Maris (1956) - Suite 307

**MLB TEAMS PLAYED FOR**

Cleveland Indians (1957-58), Kansas City Athletics (1958-59), New York Yankees (1960-66), St. Louis Cardinals (1967-68)

Before churning out 12 seasons in the major leagues, Roger Maris helped lead Indianapolis to the American Association pennant, championship and Junior World Series title in 1956. Just 21 years old, Maris batted .293 with 17 home runs, 75 RBI and a team-high 20 doubles in 131 games for the Indians. In Game 2 of Indy's 4-0 sweep of Rochester in the Junior World Series, Maris belted two home runs as part of a record seven-RBI performance. He earned his big league debut with Cleveland in 1957 and made four American League All-Star nods from 1959-62. After being traded from the Kansas City Athletics to the New York Yankees following the 1959 season, Maris won back-to-back AL MVP Awards in 1960 and '61. He led the AL in RBI both years and set the single-season home run record with 61 blasts in 1961, breaking Babe Ruth's record of 60 set in 1927. Maris' record lasted 37 years, until both Mark McGwire and Sammy Sosa surpassed the feat in 1998. The left-handed-hitting right fielder appeared in seven World Series, five with the Yankees (1960-64) and two with the Cardinals (1967-68), winning rings in 1961, '62 and '67. Maris' No. 9 was retired by the Yankees on July 21, 1984. A little over a year later, non-Hodgkin's lymphoma took his life in December 1985.




Ken Griffey (1973-74) - Suite 308

**MLB TEAMS PLAYED FOR**

Cincinnati Reds (1973-81, 1988-90), New York Yankees (1982-86), Atlanta Braves (1986-88), Seattle Mariners (1990-91)

Well before making history with his son Ken Griffey Jr., Ken Griffey had a successful 19-year major league career of his own. He was the Indians' Team MVP and American Association Rookie of the Year in 1973 after hitting .327 with 10 home runs, 58 RBI and 43 stolen bases. Griffey then hit .333 in 43 contests with Indy the following year and later won World Series rings in 1975 and 1976 with Cincinnati as part of The Big Red Machine. Griffey was a three-time National League All-Star (1976-77, 1980) and won the game's MVP Award in 1980. A decade later, he closed out his career in Seattle playing alongside his son. On Aug. 31, 1990, they became the first father-son teammates in MLB history. Griffey hit second, followed by his son Griffey Jr., and both singled in their first at-bats of the game. Two weeks later, the duo further etched themselves in baseball history by becoming the first father-son combination — and only to this date — to hit back-to-back home runs. Griffey was inducted into the Reds Hall of Fame in 2004 and is the only player in Reds history to play for three Reds World Champion teams.



Don Zimmer (1968) - Suite 313


**MLB TEAMS PLAYED FOR**

Brooklyn Dodgers (1954-57), Los Angeles Dodgers (1958-59, 1963), Chicago Cubs (1960-61)  
New York Mets (1962), Cincinnati Reds (1962), Washington Senators (1963-65)

**MLB TEAMS MANAGED**

San Diego Padres (1972-73), Boston Red Sox (1976-80), Texas Rangers (1981-82), Chicago Cubs (1988-91)

Don Zimmer spent 66 of his 83 years either playing, coaching or managing professional baseball. One of those 66 years came as skipper of the 1968 Indianapolis Indians, a team that was led by eventual Kansas City Royals All-Star Hal McRae. Zimmer played a combined 12 seasons for six major league organizations, winning two World Series rings with the Dodgers (1955, 1959) before earning a National League All-Star bid with the Chicago Cubs in 1961. His first taste of managing came in 1967 before coming through Indy the following year. He broke into the majors as a manager in 1972 and won 90-plus games with the Boston Red Sox three straight seasons (1977-79). His lone managerial playoff appearance came in 1989 when he guided the Cubs to a 93-69 record and NLCS appearance, eventually receiving the NL Manager of the Year Award. Zimmer was a bench coach for the New York Yankees for four of their World Series titles (1996, 1998-2000) and was later inducted into the Red Sox Hall of Fame in 2010. Every year, Zimmer increased his jersey number one digit to match his years spent in professional baseball. After working 11 seasons with the Tampa Bay Rays from 2004 to 2014, his last jersey—No. 66—was officially retired by the Rays in 2015.



Michael A. Carroll - Suite 314

On Sept. 11, 1992, four Indianapolis business and civic leaders were killed when two small planes collided. The leaders were en route to Columbus, Ohio, for a flower show with hopes of learning how to beautify White River State Park. Michael A. Carroll, Vice President of Community Affairs for Lilly Endowment Inc. and a former Deputy Mayor and special assistant to Senator Richard Lugar and Dan Quayle when he served in the Senate, was among the four leaders who died. Frank E. McKinney Jr., a former Indiana University swimming champion, Olympic gold medalist and retired CEO of Bank One Indiana, also died in the crash, along with former Indiana lottery director John Weliver and White River State Park Commission Executive Director Bob Welch. Among Carroll's greatest achievements was helping bring the Pan American Games to Indianapolis in 1987, held at the venue named in honor of him. In addition to the 1987 Pan Am Games and 1988 Olympic Team Trials, the Michael A. Carroll Track & Soccer Stadium has hosted IUPLI athletics, the 2006 and 2007 USA Track and Field Championships, the IHSAA Lacrosse and Soccer State Championships and Indy Eleven soccer.



Joe Sparks (1986-88) - Suite 315

A minor league manager for all or parts of 20 seasons, Joe Sparks delivered nothing but championships during his three-year stretch as Indianapolis' skipper. In his first season at the helm the Indians went 80-62 and defeated Denver in a best-of-seven series, 4-3, to claim the first of four straight American Association titles for the club. His squad finished third in the eight-team division the following year but bounced Louisville 3-2 in the opening round of the playoffs before again trouncing Denver for the AA championship, 4-1. Sparks' 1988 campaign featured 89 wins, another AA pennant and championship, and Triple-A Classic title over Rochester. He was named AA Manager of the Year in each of his three seasons with Indy, in addition to 1988 Minor League Manager of the Year honors. Sparks never reached the majors in his 13 seasons as a player, but he did have four separate one-year MLB coaching stints with the Chicago White Sox (1979), Cincinnati Reds (1984), Montreal Expos (1989) and New York Yankees (1990). He closed out his career in baseball as an advance scout for the St. Louis Cardinals (1996-2003) and Oakland Athletics (2005-08).




**Rocky Colavito (1954-55) - Suite 316**

**MLB TEAMS PLAYED FOR**

Cleveland Indians (1955-59, 1965-67), Detroit Tigers (1960-63), Kansas City Athletics (1964)  
Chicago White Sox (1967), Los Angeles Dodgers (1968), New York Yankees (1968)

An eventual Cleveland Indians and Detroit Tigers slugger, Rocky Colavito first showcased his raw power with the Indians in 1954 and '55. At age 20, he set the Indianapolis single-season home run record with 38 long balls. His power lifted the Indians to an American Association pennant and championship appearance. The young corner outfielder followed that campaign with a 30-home run output in 1955. His 68 career homers for the Indians place him in a tie for third among Indy's all-time home run leaders. Colavito would later crush 374 career home runs over 14 big league seasons, eight spent in Northeast Ohio. He finished second in the 1956 American League Rookie of the Year voting and was third in votes for AL MVP two years later. In 1959, Colavito smacked 42 home runs and finished atop the AL home run chart with another former Indianapolis Indian, Harmon Killebrew of the Washington Senators. A trade to the Tigers just days before Opening Day in 1960 caused an uproar amongst Indians fans, who voiced their displeasure by starting a "Don't Knock the Rock" campaign. Colavito earned a total of six AL All-Star bids (1959, 1961-62, 1964-66) before his playing days ended following the 1968 season. Colavito, alongside former Indy Indians player-manager Al López and pitcher Herb Score, was inducted into the Cleveland Indians Hall of Fame in 2006.



**Bob Uecker (1960) - Suite 342**

**MLB TEAMS PLAYED FOR**

Milwaukee Braves (1962-63), St. Louis Cardinals (1964-65), Philadelphia Phillies (1966-67), Atlanta Braves (1967)

While Milwaukee native Bob Uecker only appeared in eight games for the Indians in 1960 and was a lifetime .200 hitter over six major league seasons, he did play for his hometown team, won a World Series with the Cardinals in 1964 and hit three of his 14 career home runs off future Hall of Famers Sandy Koufax, Gaylord Perry and Fergie Jenkins. Uecker caught his break when he became a regular guest on Johnny Carson's Tonight Show, on which the famous TV host branded Uecker the nickname "Mr. Baseball." Uecker became a radio broadcaster of the Milwaukee Brewers in 1971 and was part of ABC and NBC Major League Baseball broadcasts in the 1970s and 1990s. In 1989, Uecker's part-time acting career landed him a prominent role as Cleveland broadcaster Harry Doyle in the *Major League* film trilogy. Uecker was on the call for Robin Yount's 3,000th career hit on Sept. 9, 1992, one of many iconic broadcasting moments in his legendary career. In 2003, he was honored with the Ford C. Frick Award in recognition of his broadcasting career, and his catchphrase home run call "Get up! Get up! Get outta here! Gone!" resonates with Brewers and baseball fans across the country.



**Owen J. "Donie" Bush (1908, 1924-26, 1941-52, 1955-69) - Suite 345**


**MLB TEAMS PLAYED FOR**

Detroit Tigers (1908-21), Washington Senators (1921-23)

**MLB TEAMS MANAGED**

Washington Senators (1923), Pittsburgh Pirates (1927-29), Chicago White Sox (1930-31), Cincinnati Reds (1933)

One of the original 16 members inducted into the Indiana Baseball Hall of Fame in 1979, Indianapolis native Donie Bush contributed significantly to Indians baseball, both on and off the field. Prior to being honored as the "King of Baseball" at Major League Baseball's 1963 Winter Meetings, Bush was a player, manager, president and owner of the Indians at various points of his career. He first suited up for the Indians in 1908 and helped lead the team to a 92-61 record and American Association pennant. Bush made his MLB debut that year in Detroit, where he led the American League in walks five times (1909-12, 1914) and finished third in the 1914 AL MVP race. Bush was a nightmare on the basepaths as well, swiping 30-plus bags eight times in his career (1909-15, 1917). At age 35 in 1923, he served as a player-manager for the Washington Senators before returning to Indy in 1924. He managed the Indians to three straight 90-plus win seasons in the American Association and even took the field briefly in both 1924 and 1926. Bush's managerial success earned him the same gig with the Pittsburgh Pirates in 1927, and he didn't disappoint in leading the Buccos to a 94-60 record and World Series berth. He skippered another five years in the big leagues before an opportunity arose with his hometown club. In 1941, Bush and Frank E. McKinney bought the Indianapolis Indians from Norman Perry Sr., and Bush became co-owner and president as a result. For the entire 1943 season and part of 1944, Bush maintained his front office roles while returning to the dugout as field manager. In total, he piloted 497 wins in the major leagues and 365 victories for Indy. After Bush stepped down as Indianapolis' president and sold his remaining club ownership rights to the Cleveland Indians, he became a scout for the Boston Red Sox from 1953-55. Bush made a fourth and final return to the Indians in Nov. 1955, becoming president through January 1969. In 1967, old Victory Field was renamed Bush Stadium in honor of Indianapolis' "Mr. Baseball." Bush's baseball career continued as a scout for the Chicago White Sox until he passed at age 84 in March 1972.



**Ted Beard (1947-51, 1956-63) - Suite 346**

**MLB TEAMS PLAYED FOR**

Pittsburgh Pirates (1948-52), Chicago White Sox (1957-58)

The longest-tenured position player in franchise history, Ted Beard unsurprisingly ranks among all-time Indians leaders in numerous offensive categories. His defense was superb as well; following a two-game stint in 1947, Indianapolis fans nicknamed him "The Arm" after he recorded 31 outfield assists in his first full season. He quickly became a favorite among his teammates and fans with his hustle. At just 5-foot-8 and 165 pounds, Beard led the 1948 American Association in triples (17), walks (128) and runs scored (131), helping guide Indy to the pennant and the franchise's lone 100-win season. One year later, he drew a single-season record 132 walks while propelling the team to its third American Association championship and first Junior World Series title. The scrappy talent spent parts of seven seasons in the big leagues, and one of his six career major league homers is still remembered to this day. What Beard would later describe as "a mistake" because he rarely hit home runs at all, the left-handed hitter became the second of 10 players ever to hit a home run over the 86-foot-high right field roof at Forbes Field in 1950. Fifteen years prior, Babe Ruth was the first to accomplish the feat, doing so on his last of 714 career home runs. Beard is Indy's all-time leader in career walks (707) and ranks in the top five in triples (2nd), runs scored (2nd), doubles (4th), games played (4th) and hits (5th). He also managed the club for half of the 1960 season and admirably served as an Army medic in the Pacific theatre of World War II.




**George Foster (1973) - Suite 351**

**MLB TEAMS PLAYED FOR**

San Francisco Giants (1969-71), Cincinnati Reds (1971-81), New York Mets (1982-86), Chicago White Sox (1986)

George Foster was a feared right-handed slugger from the mid-1970s to the mid-80s. At age 23, Foster appeared for the Reds in Games 1 and 5 of the 1972 World Series against Oakland but did not receive an at-bat. He returned to the minors the following year and hit .262 with 15 home runs, 26 doubles and 60 RBI for Indianapolis. Foster finally hit his stride in 1976 with his first of four straight National League All-Star selections, even winning MVP of the All-Star Game. The California native hit 29 home runs and drove in a NL-high 121 RBI that year, helping The Big Red Machine to its second consecutive World Series title while finishing second in the NL MVP race behind Reds teammate Joe Morgan. In 1977 Foster exploded with major league-highs in home runs (52), RBI (149), total bases (388) and slugging percentage (.631) to win NL MVP, and his 1978 season saw him again lead the NL in RBI (120). In his last season with the Reds, Foster earned his fifth and final All-Star bid, won a Silver Slugger Award and finished third in the MVP race. He split his last 18 MLB seasons between the Mets and White Sox, with New York awarding him a World Series ring following their 1986 Championship. Overall, Foster had 10 seasons with 20-plus home runs and seven with 90 or more RBI. He was inducted into the Reds Hall of Fame in 2003.



ORGANIZATION

2023 INDIANS

IL & OPPONENTS

2022 REVIEW

PIRATES

HISTORY

GENERAL

Mordecai "Three Finger" Brown (1919) - Suite 352

**MLB TEAMS PLAYED FOR**

St. Louis Cardinals (1903), Chicago Cubs (1904-12, 1916), Cincinnati Reds (1913), St. Louis Terriers – Federal League (1914), Brooklyn Tip-Tops – Federal League (1914), Chicago Whales – Federal League (1915)

During his youth, Mordecai Brown got the nickname "Three Finger" when he lost parts of two fingers on his right hand in a farming accident. Raised 60 miles west of Indianapolis in Nyesville, Ind., Brown used his accident as an advantage when playing baseball. The movement on his pitches was second to none in the early 1900s, including a curveball that Detroit Tigers legend Ty Cobb dubbed as "the most deceiving and most devastating pitch he ever faced." Brown led the majors with a 1.04 ERA in 1906 before leading the Chicago Cubs to back-to-back World Series titles in 1907 and 1908. During his 29-win 1908 campaign, he became the first pitcher in MLB history to toss four consecutive shutouts. Brown pitched for Indianapolis in 1919 at age 42 and was elected into the National Baseball Hall of Fame by the Veterans Committee in 1949.




Larry Walker (1989) - Suite 353

**MLB TEAMS PLAYED FOR**

Montreal Expos (1989-94), Colorado Rockies (1995-2004), St. Louis Cardinals (2004-05)

Larry Walker was a key contributor to Indianapolis' run at a fourth straight American Association championship and second consecutive Triple-A Classic title in 1989. He batted .270 with 12 home runs, 59 RBI and a team-best 36 stolen bases for the 89-57 squad. The 22-year-old Canadian broke into the majors that season with the Montreal Expos. His 1992 campaign featured a National League All-Star bid, Gold Glove and Silver Slugger Award. Another Gold Glove honor in 1993 preceded an NL-high 44 doubles in 1994 before his career took off in Colorado. He became the first Canadian to win an MVP, doing so in 1997 behind a league-best and career-high 49 homers. Walker added four more All-Star selections (1997-99, 2001), five Gold Gloves (1997-99, 2001-02) and two Silver Sluggers (1997, 1999) with the Rockies. He was a three-time MLB batting champion while in Colorado (1998-99, 2001) and peaked with a .379 average to close out the 20th century, becoming just the fifth player since 1940 to hit .375 or higher in a single season. He finished his playing career with St. Louis, appearing in two postseasons. Walker carried St. Louis to a World Series appearance in 2004 against Boston and set the franchise record for most home runs by a left-handed hitter in postseason play with six. In the series opener, his four-hit performance made him the seventh Cardinals player and first since Lou Brock in 1969 to record four knocks in a World Series game. Following retirement, Walker served as hitting coach of the Canadian national team in multiple World Baseball Classics. On Jan. 21, 2020, and in his 10th and final year on the BBWAA Hall of Fame ballot, Walker was elected to the National Baseball Hall of Fame alongside first-ballot Hall of Famer Derek Jeter.




Razor Shines (1984-89, 1991-93) - Suite 355

**MLB TEAMS PLAYED FOR**

Montreal Expos (1983-85, 1987)

A name synonymous with Indianapolis Indians baseball, Razor Shines played in over 800 games for the Indians across nine seasons. While he only saw brief major league action in parts of four seasons, Shines played a huge role in guiding Indianapolis to American Association dominance throughout the 1980s. His best season with Indy came in 1984 when he had 26 doubles, 18 home runs and 80 RBI, but the Indians fell short in their AA Championship Series against Louisville. Following the loss, Shines led the Indians to three AA pennants (1986, 1988-89) and four straight AA championships (1986-89). Overall, Shines' longevity and success placed him among Indy's all-time leaders in home runs (F-3rd), RBI (4th) and doubles (5th). He was a player-hitting coach for Indy in 1993 and attended the final game played at Bush Stadium on July 3, 1996. Shines coached and managed for various minor league teams up through 2015 and held MLB positions in 2007 as third base coach of the White Sox and first base coach of the Mets from 2009-10.



Dave Concepción (1969) - Suite 356

**MLB TEAMS PLAYED FOR**

Cincinnati Reds (1970-88)

Originally drafted by Cincinnati as a pitcher, Dave Concepción became one of the Reds' and National League's greatest all-time shortstops. Before spending each of his 19 major league seasons in Cincy, Concepción played in 42 games and batted .341 for the Indians in 1969. He made his MLB debut the following year at age 22 and earned his first NL All-Star bid in 1973. Despite missing the All-Star cut in 1974, he did manage to steal a career-high 41 bases while winning his first Gold Glove Award. Concepción then reeled off eight consecutive All-Star selections from 1975-82, also winning four additional Gold Glove Awards (1975-77, 1979) and two Silver Slugger Awards (1981-82). He played in five postseasons – four of which the Reds advanced to the World Series (1970, 1972, 1975-76) – winning the last two. He was part of The Big Red Machine's intimidating "Great 8" lineup that featured Pete Rose, Johnny Bench, Joe Morgan and former Indy Indians Ken Griffey Sr. and George Foster. In his last of nine All-Star Games, Concepción was named MVP after hitting a home run for the victorious NL side. The Reds honored the Venezuelan by inducting him into their Hall of Fame in 2000 and later retired his No. 13 jersey on Aug. 25, 2007.




Herb Score (1952, 1954, 1962-63) - Suite 357

**MLB TEAMS PLAYED FOR**

Cleveland Indians (1955-59), Chicago White Sox (1960-62)

On his 19th birthday in 1952, Herb Score signed a contract with the Cleveland Indians and was assigned to Indianapolis where he made 12 appearances (10 starts) with the Indians. Two years later, Score returned to Indy and delivered the most dominant season in franchise history, pacing the American Association with 22 wins, a 2.62 ERA and a league- and franchise-record 330 strikeouts. Score reached the majors the following year and was named an American League All-Star and Rookie of the Year after going 16-10 with a major league-high 245 strikeouts. His strikeout total set a rookie record and lasted until 1984, and it made him one of eight rookie pitchers in the 20th century to tally 200 or more strikeouts in their debut season. He again earned an AL All-Star nod and led all major league pitchers in strikeouts with 263 recorded in 1956. Injuries derailed Score's playing career in the late '50s, but he joined Cleveland's broadcast team in 1964 and continued in that role through the 1997 season. He was inducted into the Cleveland Indians Hall of Fame in 2006 alongside former Indy Indians player-manager Al López and slugger Rocky Colavito.




Eric Davis (1983) - Suite 358

**MLB TEAMS PLAYED FOR**

Cincinnati Reds (1984-91, 1996), Los Angeles Dodgers (1992-93), Detroit Tigers (1993-94), Baltimore Orioles (1997-98), St. Louis Cardinals (1999-2000), San Francisco Giants (2001)

Eric Davis was a rare five-tool player from the mid-1980s into the late '90s. He played in 19 games for the Indians in 1983, batting .299 with four doubles, seven home runs and 19 RBI. Davis later made his MLB debut as a 21-year-old in May 1984 and quickly became one of baseball's most entertaining players. In 1986, Davis joined Rickey Henderson as the only players in baseball history to hit 20-plus homers and swipe 80 or more bases in the same season. Those numbers teed up National League All-Star bids in 1987 and 1989, in addition to three consecutive Gold Glove Awards (1987-89). He became the first member of the 30/50 club, hitting 37 home runs to go along with 50 stolen bases in 1987. Barry Bonds would later join the 30/50 club in 1990, but Davis' Reds got the best of Bonds' Pirates in the NLCS. Davis went on to contribute a Game 1 home run and five total RBI in Cincinnati's 4-0 World Series sweep of Oakland. Davis was the first former Indianapolis Indian to win the Home Run Derby (1989) and was a recipient of the Roberto Clemente Award after beating a May 1997 colon cancer diagnosis. He was inducted into the Reds Hall of Fame in 2005.



ORGANIZATION  
2023 INDIANS  
IL & OPPONENTS  
2023 REVIEW  
PIRATES  
HISTORY  
GENERAL

Al López (1948-50) - Skyline 1


**MLB TEAMS PLAYED FOR**

Brooklyn Robins (1928, 1930-31), Brooklyn Dodgers (1932-35), Boston Bees (1936-40)  
Pittsburgh Pirates (1940-46), Cleveland Indians (1947)

**MLB TEAMS MANAGED**

Cleveland Indians (1951-56), Chicago White Sox (1957-65, 1968-69)

Al López was a dependable backstop for four organizations over 19 seasons, earning a pair of National League All-Star selections along the way (1934, 1941). He then took the reins as player-manager for Indianapolis in 1948, and in his three-year tenure with the Indians, logged the only 100-win season (1948, 100-54) and third of 10 American Association Championships in franchise history (1949). López's managerial success in the minor leagues eventually earned him opportunities to manage the Cleveland Indians and Chicago White Sox. He averaged 95 wins per season with Cleveland, including an American League record 111 wins and AL pennant in 1954. Lopez later joined the White Sox and delivered the South Siders their fifth AL pennant in 1959. Over a 16-year span (1949-64), the only teams other than the New York Yankees to represent the AL in the World Series were López's 1954 Indians and 1959 White Sox. He was elected into the National Baseball Hall of Fame by the Veterans Committee in 1977. López lived to the age of 97 and passed just four days after watching the White Sox win the 2005 World Series, their first since 1917.



Charles "Gabby" Hartnett (1942) - Skyline 2


**MLB TEAMS PLAYED FOR**

Chicago Cubs (1922-40), New York Giants (1941)

**MLB TEAMS MANAGED**

Chicago Cubs (1938-40)

Viewed as one of the best catchers in baseball history, Charles "Gabby" Hartnett rocked Indianapolis headlines when he was named Indians manager for the 1942 season. At age 41, Hartnett even took the field for Indy in 72 contests, clubbing four home runs while the team finished 76-78 overall. Hartnett first broke into the majors in 1922 and racked up six National League All-Star bids (1933-38) and the 1935 NL MVP. He finished second in the 1937 NL MVP race after posting a .354 batting average for the Cubs, the highest mark recorded by a catcher for the next 60 years. From 1938-40, Hartnett served as both a player and manager for the Cubs. Hartnett became the third Indianapolis Indian elected into the National Baseball Hall of Fame in 1955.




Andrés Galarraga (1985) - Skyline 3

**MLB TEAMS PLAYED FOR**

Montreal Expos (1985-91, 2002), St. Louis Cardinals (1992), Colorado Rockies (1993-97), Atlanta Braves (1998, 2000), Texas Rangers (2001), San Francisco Giants (2001, 2003), Anaheim Angels (2004)

In his seventh minor league season, Andrés Galarraga led all Indianapolis players in home runs (25), triples (eight) and RBI (82) en route to Team MVP and American Association Rookie of the Year honors. His prolific power translated to the big leagues, where he recorded three consecutive seasons of 40-plus home runs (1996-98). He was a five-time National League All-Star (1988, 1993, 1997-98, 2000) and garnered two Gold Glove (1989-90) and Silver Slugger Awards (1988, 1996). He was the first Colorado Rockies player to be elected to the All-Star Game and first Venezuelan to win a batting title when he hit a league-best .370 in 1993. His .370 clip was the highest mark by a right-handed batter in the majors since Joe DiMaggio hit .381 in 1939. He then became a run-producer with 150 and 140 RBI back-to-back years (1996-97), both NL highs. Galarraga missed the entire 1999 season when he was diagnosed with non-Hodgkin's lymphoma, a form of lymphatic cancer, but he returned to the Braves in 2000 and hit .302 with 28 home runs and 100 RBI. As a result, he was awarded his second career Sporting News National League Comeback Player of the Year Award.




Harmon Killebrew (1958) - Skyline 4

**MLB TEAMS PLAYED FOR**

Washington Senators (1954-60), Minnesota Twins (1961-74), Kansas City Royals (1975)

On June 23, 1954, 17-year-old Harmon Killebrew made his major league debut with the Washington Senators. Four years later, Killebrew hit two home runs in 38 games for Indianapolis. It wasn't until Killebrew's age-23 season in 1959 that his prodigious power would earn him the nicknames "Hammerin' Harmon" and "Killer." He smashed an American League-leading 42 home runs for the Senators that year, the first of eight career 40-plus homer seasons. Baltimore Oriolesles manager Paul Richards marveled at Killebrew's titanic blasts, once telling media "Killebrew can knock the ball out of any park, including Yellowstone." Following the 1960 season, the Senators moved to Minneapolis and became the Minnesota Twins. Killebrew's lone World Series appearance came in 1965 under the tutelage of manager and former Indianapolis Indian Sam Mele. The 11-time AL All-Star (1959, 1961, 1963-71) and 1969 AL MVP spent his last of 22 major league seasons with the Kansas City Royals. On May 4, 1975, Killebrew returned to Metropolitan Stadium in Minneapolis, where the Twins retired his No. 3 in a pregame ceremony. With the crowd on its feet during his first at-bat in an opposing uniform, Killebrew fittingly cranked the first pitch he saw into the left-field bleachers for a home run. The Idahoan retired with 573 career homers under his belt and was inducted into the National Baseball Hall of Fame in 1984.



Luke Appling (1962) - Suite 365


**MLB TEAMS PLAYED FOR**

Chicago White Sox (1930-43, 1945-50)

**MLB TEAMS MANAGED**

Kansas City Athletics (1967)

Luke "Old Aches and Pains" Appling managed the Indians during the 1962 season, leading them to the American Association pennant with an 89-58 record. Five years later, Appling's only big league managing experience came during a 40-game stint with the Kansas City Athletics. Appling's entire playing career was spent with the Chicago White Sox, where he primarily played shortstop and often led the team offensively. Appling paced the American League with a .388 batting average in 1936 and a .328 clip in 1943, two of 14 full seasons where the lifetime .310 hitter batted north of .300. World War II interrupted his 1944 season and most of 1945, but the two-time AL MVP runner-up (1936, 1943) and seven-time AL All-Star (1936, 1939-41, 1943, 1946-47) didn't miss a beat. Only 587 of his 2,749 career hits went for extra bases, but he added 1,302 walks and a .399 on-base percentage to his résumé. In 1964, Appling won a winner-take-all runoff election to gain entry into the National Baseball Hall of Fame. In the initial election, he garnered 70.6 percent of the vote as the top vote-getter but still fell nine votes short of the necessary 75 percent needed for induction. The subsequent runoff election saw him earn 94 percent of the vote — five votes ahead of 273-game winner and former Red Sox and Yankees hurler, Red Ruffing.



ORGANIZATION

2023 INDIANS

IL & OPPONENTS

2022 REVIEW

PIRATES

HISTORY

GENERAL



## - A -

Abarbanel, Michael "Mickey"	1967
Abernathie, William	1952-53
Acevedo, Juan	2000
Ackley, Florian "Fritz"	1963-64
Adair, James "Choppy"	1939
Adams, Herb	1953
Adams, Jon "Mike"	2004
Adams, Karl	1914
Adams, Terry	2006
Aderhoit, Morris "Morrie"	1946
Afenir, Michael "Troy"	1993
Agee, Tommie	1965
Agosta, Thomas "Junior"	1957
Agrazal, Dario	2019
Aguiña, Christopher "Chris"	2007
Aguirre, Hank	1955-56
Ainsmith, Edward	1926
Alberts, Francis "Butch"	1979
Albosta, Edward	1947
Alcala, Santo	1974-75
Alcantara, Israel "Izzy"	2002
Alderson, Timothy "Tim"	2012-13
Aldrete, Michael	1989
Aldridge, Victor	1915-16
Aleno, Charles	1941
Alexander, Manuel "Manny"	2002
Alfaro, Jason	2006
Alfonso, Carlos	1976
Alford, Anthony	2021-22
Aliperto, Joseph	1944
Aldred, Cam	2021-22
Allemang, Harry	1903-04
Allen, Bill	1914
Allen, Greg	2022
Allen, Horace "Pug"	1924-25
Allen, Marlon	1996
Alou, Moises	1990
Altobelli, Joe	1954-56, 1958
Alvarez, Jesus "Orlando"	1977
Alvarez, Pedro "El Toro"	2010-11
Amaro, Ruben	1960
Ambler, Wayne	1941
Ambrose, Elmer	1927, 1929-30
Amezaga, Alfredo	2005
Anderson, Charles	1944
Anderson, Donald	1970
Anderson, Harry	1961
Anderson, John	1927-28
Anderson, Kent	1993
Anderson, Michael	1993
Anderson, Norman "Craig"	1965
Anderson, Scott	1989-90
Anderson, Tanner	2018, 2021
Andino, Robert	2013-14
Andres, Ernie	1947
Andujar, Joaquin	1973-74
Angley, Thomas	1930-33
Anna, Dean	2014
Anthony, Eric	1995-96
Archie, George	1937
Archinski, Anthony	1940
Arias, Amador	1995-96
Arline, James	1979
Armbrister, Edison "Ed"	1972-74, 1978
Armstrong, James	1969-70
Armstrong, Michael	1978
Arnsberg, Bradley	1993
Ascanio, Jose	2009, 2011
Ashenfelder, Roy	1912
Ashley, Nevin	2014
Ashley, Shon	1992
Atchley, Justin	1999
Atherton, Charlie	1906
Atkins, Arnold "Arnie"	1957
Attreau, Richard	1922
Averill, Earl	1955-56
Ayala, Robert	1993
Aylward, Dick	1953

## - B -

Babb, Charles	1902
Babitt, Mack "Shooty"	1984
Bae, Ji Hwan	2022
Baerga, Carlos	1999
Baetz, Kevin	1998-99
Bagby, James	1948
Bahr, Edson	1948-49
Bailey, Arthur "Gene"	1924
Bailey, Ben	1996
Bailey, John "Mark"	1988
Baird, Doug	1921-22
Baker, Derrell	1985-87
Baker, Kenneth	1984
Baker, Steven	1985
Baker, William	1938-39
Bako, Gabor "Paul"	1997
Balas, Mitchell "Mike"	1939-40
Baldschun, Jack	1968
Balester, Collin	2015
Baller, Jay	1989
Ballinger, Henry "Del"	1950
Baney, Richard	1971, 1973-75
Barbato, Johnny	2017
Barberie, Bret	1991-92
Bargar, Greg	1984-85
Baringer, Allen	1934
Barker, Kevin	2000-01
Barker, Leonard "Large Lenny"	1986
Barnes, Clint	2014
Barnes, Barrett	2017
Barnes, Brian	1989, 1991-92
Barnes, Luther "Lute"	1974-75
Barnes, William	1943
Barnes, William "Skeeter"	1981-83, 1985-86
Barnhardt, Jim	1953
Barnhart, Clyde "Pooch"	1928-31
Barnhart, Leslie "Barney"	1931-32
Barnhart, Victor	1947
Barnwell, Christopher "Chris"	2009
Baron, Steven	2019
Barranca, German	1981-82
Barrett, Charles "Red"	1939-40
Barrett, Francis "Frank"	1946-48
Barrett, Timothy	1985-89
Barrios, Manuel	1999
Barrios, Yhonathan	2015
Barski, Martin	1973
Barthmaier, James "Jimmy"	2008-09
Bartlett, Lee	1921-22
Basgall, Romanus "Monty"	1950-51
Bashlor, Tyler	2021
Bass, Brian	2010
Bastardo, Antonio	2017
Bastien, Jack	1941
Bates, Hubert "Bud"	1936
Batts, Matthew	1955
Bauer, Charles	1940
Bauer, John	1967
Baumer, Jarrett "Jack"	1952-53
Bautista, Denny	2009
Bautista, Jose "Joey Bats"	2005-06, 2008
Bayliss, Jonah	2006-08
Beam, Theodore "T.J."	2008
Beard, Ted	1947-51, 1956-63
Bearse, Kevin	1991
Beasley, Jeremy	2022
Beatty, Gordon "Blaine"	1992, 1995
Beauchamp, James	1968
Becker, Joseph	1941
Bednar, David	2022
Bedore, Frederick "Eagle"	1931-35
Beede, Tyler	2022
Begley, James "Imp"	1924
Behney, Melvin "Mel"	1970-72
Beimel, Joseph "Joe"	2011
Bejma, Aloysius "Ollie"	1929-30
Belcher, Timothy	1995
Belinda, Stanley "Stan"	1999

## ALL-TIME ROSTER

Belinsky, Robert "Bo"	1970	Botz, Robert	1960
Belk, Timothy "Tim"	1994-97	Bouchet, C.	1935
Bell, David "Gus"	1950	Bouchet, Paul	1935
Bell, Josh "JB"	2015-16	Bouknight, Kip	2007
Bellomy, Bear	2021	Bouldin, Carl	1964-65
Beltre, Esteban	1990	Bouza, ***	1936
Benedict, Matthew "Matt"	2015	Bowman, Frank	1909-10
Bennett, David "Chris"	1990-91, 1993	Bowers, Timothy "Jason"	2008
Berardino, Richard	1962	Bowker, John	2010-11, 2015
Bere, Jason	1999	Bowles, Brian	2004
Berényi, Bruce	1979-80	Bowling, Stephen	1979
Berger, Frederick	1936-37	Bowman, Ernest "Ernie"	1969
Berger, Michael	1988	Bowman, Paul	1944
Berger, Walter	1940	Bowsfield, Edward "Ted"	1960
Bergeron, Peter	2004	Boyer, Blaine	2011
Berly, Jack	1932	Boyer, Cloyd "Junior"	1957-61
Bernard, Pablo	1957	Bozied, Robert "Tagg"	2009
Bernero, Adam	2008	Brack, Gilbert "Gibby"	1940-41
Bernier, Carlos	1949, 1960-61	Bradford, Charles "Buddy"	1965-67
Bernier, Douglas "Doug"	2010	Bradley, Bobby	2005
Berry, ***	1922	Bradley, James "Richard"	1977
Berry, Allan "Ken"	1963-64	Brady, Robert	1945-46
Berry, Claude	1904-05	Brady, William	1911
Bess, John "Johnny"	1995	Brame, Ervin	1928
Bestudik, Joseph	1941-42, 1946	Branson, Jeffery "Jeff"	1997, 1999
Bethancourt, Christian	2021	Bratschi, Frederick "Fritz"	1918
Betzal, Bruno	1918, 1927-29	Braut, Steven	2016-19, 2021
Bevacqua, Kurt	1970-71	Braun, Randall "Randy"	1989-90
Bevan, Harold "Hal"	1961	Bravo, Angel	1967, 1971
Bicknell, Charles "Bud"	1957	Braxton, E. Garland	1937
Bido, Osvaldo	2021-22	Breedon, Danny	1967, 1969-70
Bierek, Kurt	2000	Breining, Fred	1985
Bilardello, Dann	1986	Brentz, Jake	2019
Bins, Carter	2022	Brice, Alan	1962
Biskup, Frank	1955-56	Brice, Austin	2022
Bisland, Rivington	1911	Brickell, George "Fred"	1927
Bissonette, Josh	2022	Briggs, Dan	1977
Bixler, Brian	2007-10	Briggs, Herbert "Buttons"	1907
Bjorkman, George	1984-85	Briggs, Jonathan	1961
Black, Victor "Vic"	2013	Brigham, Jacob "Jake"	2014
Blackburn, Earl	1914-15	Briley, Gregory "Pee Wee"	1995
Blackburn, Wayne	1940-44, 1946	Brito, Jose "Oscar"	1981
Blake, Ed	1953	Brito, Mario	1992
Blanco, Henry	2000	Broadway, Larry	2009
Blankenship, Theodore	1930	Bromberg, David	2013
Blateric, Stephen "Steve"	1970, 1972-73	Bronkhurst, Albert	1943-44
Bleich, Jeremy	2015	Bronkie, Herman "Dutch"	1914-18
Blenkiron, Vernon "Vern"	1928	Brooks, Jerome "Jerry"	1995
Blessing, Robert	1924	Bross, Terry	1994
Bloodworth, Jim	1947	Brower, James "Jim"	2007
Blowers, Michael	1989	Brown, Brant	2001
Blucher, William	1968	Brown, Brooks	2013
Bluege, Otto "Squeaky"	1935-36	Brown, Curtis	1986-87
Boak, Chester "Chet"	1961	Brown, Dustin "Dusty"	2011
Bockman, Joseph	1950	Brown, Edward	1922-24
Boccock, Brian	2011, 2013	Brown, Jim	1947
Boeve, Adam	2006-08	Brown, John "Chris"	1995
Boggs, Brandon	2012	Brown, John "Red"	1939
Bolen, Stewart	1932-36	Brown, Kelson	2015
Bollweg, Donald	1955	Brown, Kevin	2000-01
Bolton, Cody	2022	Brown, Mordecai "Three Finger"	1919
Bolton, Orville	1941	Brown, Scott	1980-81
Bolton, Rodney "Rod"	1997-98, 2000	Brown, Steven	1985
Bongiovanni, Anthony	1939	Broxton, Keon	2015
Bonham, William	1981-82	Brubaker, JT	2018-19
Bono, Adlai "Gus"	1923	Brubaker, Wilbur "Bill"	1941
Bonura, Henry "Zeke"	1931	Bruce, Louis	1905-06
Boone, Aaron	1997-99	Brumfield, Jacob	1993
Boone, Bret	1997	Bruske, James "Jim"	2000
Boone, Carl "Danny"	1926-30	Buchanan, Robert	1983
Bootcheck, Christopher "Chris"	2009	Buckley, Travis	1995-96
Borbon, Pedro	1970-71	Buddie, Michael "Mike"	2000-01, 2003
Bormann, John	2017	Buddin, Donald	1964
Borom, Edward "Red"	1944	Budzinski, Mark	2003
Boros, Stephen	1968	Buford, Don	1962-63
Borowicz, Raymond	1971	Bullinger, Kirk	2005
Boscan, Wilfredo	2015-16	Bullington, Bryan	2005, 2007-08
Boshers, Buddy	2018	Bullock, Eric	1990, 1992
Bostick, Christopher	2017-18	Bundy, Lorenzo "Bud"	1989
Bottenfield, Kent	1991-92	Bunker, Richard	1960

# ALL-TIME ROSTER

ORGANIZATION

2023 INDIANS

IL & OPPONENTS

2022 REVIEW

PIRATES

HISTORY

GENERAL

Burba, David "Dave"	2003	Castillo, Wilkin	2015
Burdi, Nick	2018	Castle, Carmel	1941
Burge, Arlie "David"	1968-69	Castro, Jose	1990
Burk, Charles	1913-15	Castro, Rodolfo	2021-22
Burke, James	1909, 1911	Cates, Timothy	1984-85
Burke, Timothy	1984	Cato, John "Keefe"	1982-83
Burkhart, Lance	2002	Catton, Robert	1964
Burnett, Allan "A.J."	2012	Caudill, William	1977
Burnett, Sean	2006-08	Causey, Cecil "Red"	1922
Burns, ***	1912	Cavet, Tillar "Pug"	1918-23
Burns, John	1906	Cecil, Rex	1946
Burns, Joseph	1944	Cedeno, Ronny	2011
Burns, William	1966	Cederlind, Blake	2019
Burnside, Sheldon	1979-80	Cervelli, Francisco	2016, 2019
Burres, Brian	2010-11	Cesar, Dionys	2001-02
Burrows, Milke	2022	Chadbourne, Chester "Chet"	1909-10
Burrus, Maurice "Dick"	1928	Chakales, Robert "The Golden Greek"	1952-53
Burwell, William	1923-34	Chamberlain, Hal	1934-35
Busby, Dylan	2021	Chambers, Inman "Lamar"	1951-52
Busby, Michael "Mike"	2000	Chambers, Travis	1990
Bush, Owen "Donie"	1908, 1924, 1926	Chaney, Darrel	1971
Butcher, Henry	1915, 1918	Channell, Lester	1911
Butera, Salvatore "Sal"	1984-85	Chantres, Carlos	2001
Buttler, Victor "Vic"	2006	Chapman, Glenn	1932-33, 1938-39
Butzberger, Al	1932-34	Chavez, Jesse "Flaco"	2006-08
Byers, Oliver	1944	Chavez, Raul	2008
- C -			
Cabrera, Daniel	2012	Chavis, Michael	2021
Cabrera, Ramon	2012	Chelini, Italo "Lefty"	1941
Caffie, Joe "Rabbit"	1953-55	Chenault, William	1907
Caldwell, Earl "Teach"	1940	Cheney, Laurence	1909-11
Callaghan, Martin	1933	Chiaffredo, Paul	2005-06
Callison, John	1958-59	Chiavacci, Ronald "Ron"	2005-06
Caminero, Arquimedes	2016	Chick, Travis	2010
Camp, Norm	1953	Chiffer, Floyd	1986
Campbell, Archie	1931-32	Childers, Jason	2002-04
Campbell, Bruce	1930	Childers, Matthew "Matt"	2002-04
Campbell, Michael	1989	Chisenhall, Lonnie	2019
Campbell, William	1923-24	Chrisley, Barbra "Neil"	1957
Campos, Francisco	2002-03	Christenbury, Lloyd	1923-25, 1927
Canate, William	1993	Christenson, Ryan	2002
Cancel, Robinson	2001	Christmas, Stephen "Steve"	1982-83
Candaale, Casey	1985-86, 1988, 1994	Chulk, Charles "Vinnie"	2010
Cantwell, Richard	1915	Cianfrocco, Angelo "Archi"	1992
Canzler, Russell "Russ"	2013	Cicero, Joseph "Dody"	1930
Capilla, Douglas	1978	Cicotte, Edgar	1906
Capps, Matt	2005	Cieslak, Thaddeus "Ted"	1946
Cappuzzello, George	1978-79	Ciriaco, Pedro	2010-11
Capri, Patrick	1944	Citta, Brendt	2022
Capuano, Christopher "Chris"	2004	Claggett, Anthony	2010-11
Carbo, Bernardo "Bernie"	1969	Clark, Alfred "Allie"	1958
Cardoni, Armand "Big Ben"	1945	Clark, Brady	2003
Carey, Brooks	1982	Clark, James	1951
Carisch, Frederick	1911	Clarke, Jay	1912-13
Carl, Ray	1927	Clarke, Sumpter	1925
Carlin, Lucas "Luke"	2010	Clay, Danny	1990
Carlos, Francisco "Cisco"	1967	Clemens, Chester "Chet"	1944
Carlucci, Richard	1982-83	Clement, Jeffrey "Jeff"	2009-12
Carlyle, Roy	1932	Clemente, Edgard	2002
Carr, Charles "C.C."	1906-10	Clemon, Clifford "Scott"	1987
Carr, John	1904-06	Clevery, James	1955
Carrara, Giovanni	1996-97, 1999, 2006	Cline, James "Pat"	2000
Carrasco, Hector	1996-97	Clinkscales, Lester	1965-66
Carreon, Camilo	1959	Coco, Pasqual	2003
Carroll, Brett	2013	Coffey, John	1910
Carroll, Thomas	1973-76	Colavito, Rocky	1954-55
Carter, ***	1926	Colbrunn, Gregory	1992
Carter, Leon	1958-59	Cole, Gerrit "Cole Train"	2012-14, 2016
Carter, Paul	1916	Cole, Richard	1951
Carter, Steven	1993	Cole, William "Rodger"	1986-87
Casanova, Raul	2000, 2002	Cole, Willis	1914-16
Case, Bobby Joe	1959	Coleman, Gordon	1955
Case, Brad	2022	Coleman, Vincent	1996
Casey, Joseph	1912-13	Coley, Austin	2018
Casey, Sean "The Mayor"	1998	Collier, Louis "Lou"	2000-01
Cash, Norman	1958	Collins, Zack	2022
Cassini, Jack "Scat"	1948-49	Colon, Roman	2013
Castiglione, Pete	1947-48	Combe, Geoffrey	1979-81
Castillo, Diego	2021-22	Comorosky, Adam	1928
Castillo, Jose	2005	Concepcion, David	1969
		Conde, Ramon "Wito"	1962-70

ALL-TIME ROSTER

- D -

Conner, Decomba	1996		
Connolly, Mervin "Bud"	1927-30		
Connolly, Michael "Mike"	2005-06		
Conti, Stanley "Jason"	2003		
Contreras, Jose	2013		
Contreras, Roansy	2021-22		
Conway, Jack	1949		
Conyers, Herbert	1952		
Conzelman, Joseph	1915		
Coogan, Dale	1949-50		
Cook, Cliff	1961		
Cook, James	1907-08		
Cook, Kerry	1985		
Cooke, Steven "Steve"	1998		
Coolbaugh, Michael "Mike"	2001		
Cooney, John	1932-35		
Cooper, Gary	1994		
Cooper, William "Walker"	1958-59		
Coppinger, John "Rocky"	2001		
Corbett, Douglas	1978-79		
Corbett, Raymond	1983		
Cordero, Wilfredo	1991-92		
Cordier, Erik	2013		
Corey, Mark F.	1998, 2005, 2007		
Corey, Mark M.	1986-87		
Corrales, Patrick "Ike"	1968, 1972		
Correll, Victor	1978		
Cortes, Jorge	2008		
Cosman, James	1969, 1971		
Coste, Christopher "Chris"	2004		
Costello, John	1990		
Costo, Timothy	1993-94		
Cota, Humberto	2005, 2007		
Cotelle, Cosmo "Como"	1934-36, 1944		
Cotter, Richard	1913		
Coulter, Arthur	1902-03, 1907-08		
Courtright, John	1994-95		
Covington, Clarence "Sam"	1918-22		
Cox, William	1941		
Crable, Glen	1960		
Craig, Edward	1905		
Craig, Peter	1967		
Craig, Will	2019, 2021		
Crandall, James	1936-37		
Crandall, Karl	1913-16		
Crane, Sam	1918-19		
Crawford, Alfred	1969-72		
Crawford, Glenn "Shorty"	1948		
Crawford, James	1932		
Crawford, Joseph "Joe"	2000		
Creasy, Jason	2016		
Crespo, Cesar	2005		
Crick, Kyle	2018		
Cromer, Brandon	2000		
Cromer, David "D.T."	1999		
Cromley, Lyle	1904-07		
Cross, Montford "Monte"	1909		
Crotta, Michael	2010-11		
Crouse, Clyde "Buck"	1930		
Crow, Prentis "Lee"	1966		
Crowe, Wil	2021		
Crowell, James "Jim"	1997-98		
Crowley, ***	1903		
Crudale, Michael "Mike"	2003		
Crum, Clarence	1918-20		
Cruz, Luis	2008-09		
Cruz, Oneil	2021-22		
Cucjen, Romulo "Romy"	1990		
Cuellar, Miguel "Mike"	1961		
Culbertson, Calvin	1993		
Cummings, Midre	2002		
Cumpton, Brandon	2013-14, 2017		
Cunnane, William "Will"	2001		
Cunningham, Todd	2018		
Curry, Matthew "Matt"	2012, 2014		
Curtis, Clifton	1905		
Curtis, Robert "Wes"	1951		
Cutshall, William	1985-86		
Cvengros, Michael	1930-31		
Daglia, Peter	1932-33		
Dahlke, Jerome "Jerry"	1957-58		
Dale, Emmett	1916-19		
Dalesandro, Mark	2000		
Daley, Leavitt "Buddy"	1953-54, 1956		
Dallessandro, Nicholas "Dom"	1949-51		
D'Amico, Jeffrey "Jeff"	2000		
Daney, Arthur	1929-31		
Darcy, Patrick	1974, 1976		
d'Arnaud, Chase	2011-14		
Daugherty, John "Jack"	1987-88		
Dauphin, Philip	1993		
Davidson, Billy Joe	1954-55		
Davidson, David "Dave"	2007, 2009		
Davidson, Randall	1978-79		
Davidson, Robert "Paul"	1908-09		
Davidson, William	1964		
Davins, James	1990		
Davis, Austin	2021		
Davis, Blake	2014		
Davis, Bret	1991		
Davis, Douglas "Doug"	2003		
Davis, Eric	1983		
Davis, George "Storm"	1995		
Davis, James	1998-99		
Davis, Jason	2008-09		
Davis, Kane	2000		
Davis, Michael	1991		
Davis, Rajai "Raj"	2006-07		
Davis, Rookie	2019		
Davis, Taylor	2021-22		
Davis, Thomas	1945		
Davis, William	1976		
Davison, Michael	1971		
Dawkins, Travis "Gookie"	2006		
Dawley, William	1980-82		
Dawson, Rexford	1915-17, 1919		
Dawson, William "Willie"	1964		
Dean, Kevin	1989		
DeBusschere, David	1964-65		
DeCaster, Yurendell	2005-07		
DeCastris, Frank "Chico"	1971		
Decker, Jaff	2014-15		
Dedmon, Jeffrey	1989		
DeFreites, Arturo	1974-79		
Dehn, Gregory "Gordy"	1973		
Deiningner, William	1947		
De Jesus, Ivan	2013		
De Jong, Chase	2021-22		
Delahanty, Frank	1910		
de la Hoz, Miguel "Mike"	1969-70		
Delaney, Jason	2008-09		
De La Rosa, Jorge	2004		
Delay, Jason	2021-22		
Delgado, Alex	2003-04		
Del Greco, Robert	1966		
De Los Santos, Valerio	2002		
De Los Santos, Yerry	2021-22		
Delsing, James	1957		
DeLucia, Richard	1994		
DeMontreville, Leon	1904		
Dennis, Donald	1967		
Denson, Drew	1995		
Dente, Sam	1953		
Derrick, Claud "Deek"	1916-17		
Derringer, Paul "Duke"	1946		
Derrington, Charles "Jim"	1958		
Desautels, Eugene	1952		
DeShields, Delino "Bop"	1989		
Detore, George	1945		
Detweiler, Robert "Ducky"	1946		
Devore, Joshua	1919		
Diaz, Alexis	1991		
Diaz, Argenis	2009-10		
Diaz, Einar	2007		
Diaz, Elias	2014-17, 2019		
Diaz, Jose "Jumbo"	2012		
Diaz, Rafael "Ralph"	1992		

ORGANIZATION

2023 INDIANS

IL & OPPONENTS

2022 REVIEW

PIRATES

HISTORY

GENERAL

# ALL-TIME ROSTER

ORGANIZATION

2023 INDIANS

IL & OPPONENTS

2022 REVIEW

PIRATES

HISTORY

GENERAL

Diaz, Robinzon	2008-09	Ebert, Derrin	2002-03
Dibble, Robert	1994	Eckelman, Matt	2019, 2021-22
Dick, Edward	1961	Eckhardt, Oscar "Ox"	1936-37
Dickerson, Christopher "Chris"	2014	Eddie, Steven "Steve"	1996, 1999
Dickerson, Corey	2019	Edelen, Benny "Joe"	1982-83
Dickerson, Walter	1945	Edington, Jacob "Stump"	1914
Dickey, Guy	1904-05	Edwards, Johnny	1961
Dickey, Lloyd	1952	Edwards, Michael "Mike"	2006-07
Dickson, Cody	2017	Egerer, Harold	1936
Diehl, George	1943-44	Eickhoff, Jerad	2022
DiFabio, Joseph	1971	Eischen, Joseph "Joey"	1997-98
Difo, Wilmer	2021	Eldred, Bradley "Brad"	2005-07
Dilks, Darren	1984	Elia, Lee	1965-67
Dill, Robert	1945	Ellam, Roy	1918
Dismuke, James "Jamie"	1994-95	Eller, Horace "Hod"	1924
DiTusa, Domenick	1957	Elliott, James "Jumbo"	1935
Dixon, Leo	1921-23	Elliott, Justin	2006
Dixon, William "Eddie"	1989-91	Ellis, Samuel "Sammy"	1961
Dobkins, Thomas	1952	Elmore, Jake	2019
Dolan, Albert	1916-17	Emery, Calvin "Cal"	1960, 1968
Doljack, Frank	1938	Enger, Eler "Eli"	1927
Doll, Arthur "Moose"	1940	English, Gilbert	1942-46
Donahue, John "Deacon"	1944	Enochs, Christopher "Chris"	2005
Donnelly, Brendan	1995, 1998	Enyart, Terry	1975
Dopson, John	1985-86, 1988	Enzmann, John	1921
Dorman, Charles "Red"	1930-31	Eppard, James	1992
Dorsett, Brian	1993, 1995	Epperly, Albert	1938
Doumit, Ryan	2005-07, 2009-11	Eppler, Tyler	2017-18
Dowd, James "Skip"	1911	Eppley, Cody	2014
Dowless, Michael	1982-83	Erds, Todd	2004
Downey, Thomas	1913	Erickson, Matt	2004
Downs, Jerome "Red"	1913	Erickson, Paul	1949
Doyle, Blake	1980	Esasky, Nicholas	1981-83
Doyle, Thomas "Tom"	1996	Escalera, Santurmino "Nino"	1953
Drahman, Brian	1995-96	Escobar, Elvis	2019
Drake, Samuel "Sammy"	1964	Escobar, Luis	2019
Drapcho, Edward	1962-64	Espinal, Edwin	2017
Dreier, Douglas	1973	Espy, Cecil	1993
Drese, Ryan	2008	Estevis, Camilo	1964
Drews, Frank	1946	Estrada, Horacio	2000
Drews, Karl	1958	Estrella, Leoncio "Leo"	2003
Driessen, Daniel	1973	Etlter, Todd	1996, 1999
Driscoll, James	1973-74	Eubank, John	1908
Druhota, Carl	1908	Evans, Nicholas "Nick"	2012
Dubee, Michael	2010-11	Evans, Phillip	2021
Duckworth, Brandon	2006	Eveland, Dana	2010
Duff, Pat	1905		
Duffalo, James	1968		
Duffy, Christopher "Chris"	2005-06, 2008	Facchini, Alfred "Aldo"	1958-59
Duffy, Frank	1969-70	Faeth, Anthony	1926
Dufour, William	1957-59	Fairly, Carl	1943
Duggan, Ed	1903	Falkenberg, Frederick "Cy"	1916-18
Duggan, John	1910	Falzone, Alfred	1942
Duke, Jerome "Doug"	1989	Faraci, Joseph	1967
Duke, Zachary "Zach"	2005, 2007	Farkas, Ronald "Ronnie"	1981-82
Dumatrait, Phillip "Phil"	2009	Farmer, Howard	1989-92
Dumoulin, Daniel "Dan"	1977-79	Farnsworth, Jeffrey "Jeff"	2004
Duncan, Frank	2016	Farnsworth, Kyle	2013
Dunham, Wiley	1903	Farrell, ***	1918
Dunlap, J. Paul	1936, 1939	Farrell, Jeremy	2012
Dunleavy, John	1906	Farrell, John	1905-06
Dupon, Barton	1960	Farrell, Kerby	1944
DuRapau, Montana	2017-19	Fasano, Salvatore "Sal"	2002
Durham, Louis "Bull"	1908	Fassero, Jeffrey	1991
Durham, Miles	2011-12	Faul, William	1968
Durheim, Harry	1945	Faulk, Mitchell "Kelly"	1987
Durocher, Jayson	2002-03	Fausett, Robert "Leaky"	1936-38
Durrington, Trent	2004	Faye, Edward	1916
Dusan, Eugene	1973-74	Feliz, Anderson	2017
Duval, Michael "Mickey"	1979	Feliz, Michael	2018-19
Dyck, Jim	1955	Ferek, Stanley	1947-48
Dyer, Sidney	1930	Ferguson, William	1971-72
		Fernandez, Froilan "Nanny"	1949-51
		Fernandez, Humberto "Chico"	1964
		Fernandez, Jose	2000
		Fernández, Junior	2022
		Fernandez, Lorenzo "Chico"	1967
		Ferrer, Sergio	1980-81
		Ferreya, Raul	1977-78
		Ferrick, Tom	1953
		Ferry, Michael	1994-95
Earley, Arnold	1960		
Earley, Thomas	1945		
Easley, Edward "Ed"	2016		
Easter, Luscious "Luke"	1952		
Easterwood, Roy	1939		
Eastwick, Rawlins "Rawly"	1973-75		
Eaton, Craig	1984		

# ALL-TIME ROSTER



Fiala, Neil	1982	
Field, Thomas "Tommy"	2014	
Figard, Gordon	1959	
Figueroa, Luis	2004	
Figueroa, Nelson	2002, 2011	
Figueroa, Stephen "Cole"	2016	
Fillingim, Dana	1917	
Fireovid, Stephen "Steve"	1990	
Fischer, Jeffrey "Jeff"	1987-88	
Fischer, William	1965-67	
Fisher, George "Showboat"	1926	
Fisher, Harry	1951	
Fisher, John	1904-06	
Fisher, Thomas	1969	
Fitz Gerald, Ed	1950	
Fitzgerald, Howard	1931	
Fitzgerald, Michael "Mike"	1986, 1988, 1991	
Fitzgerald, Ray	1931-32	
Fitzsimmons, Fred	1922-25	
Flaherty, Ed	1920	
Flanigan, Thomas	1957-58	
Fleming, Leslie "Les"	1948-49	
Fletcher, Aaron	2022	
Fletcher, Darrin	1992	
Fletcher, Glenn	1940-43, 1945-47	
Fletcher, Robert	1945	
Flick, Charles	1902	
Florence, Paul "Pep"	1925-28	
Florimon, Pedro	2015-16	
Flowers, Charles "Wes"	1938, 1944-46	
Flowers, D'Arcy "Jake"	1936	
Flury, Patrick "Pat"	1999	
Flynn, John	1913	
Flynn, Robert "Doug"	1974	
Foiles, Henry "Hank"	1953-54	
Foley, Thomas	1981-82	
Ford, Benjamin "Ben"	2003-04	
Ford, Darren	2013	
Ford, Eugene	1903	
Ford, Grant	2021	
Ford, Shelby	2009, 2011	
Fordham, Thomas "Tom"	2000-01	
Fordyce, Brook "Dyce"	1996-98	
Fortugno, Timothy "Tim"	1996	
Foster, George "Yahtzee"	1973	
Foster, John	2003	
Fowler, Dustin	2021	
Fox, Chad	2001	
Fox, Jacob "Jake"	2012	
Fox, William	1902-03	
Francis, Earl	1966	
Francis, William	1923	
Franco, John	1983	
Frank, Stephen "Mike"	1998-99	
Franklin, Anthony	1975-76	
Franklin, Glen	1983	
Franklin, Micah	2001	
Franklin, Nick	2019	
Frazier, Adam "Fraz"	2016-18	
Frazier, Foy	1930	
Frazier, Ronald "Ron"	1996	
Freed, Roger	1974	
Freeman, Jerry "Buck"	1911	
Freigau, Howard "Ty"	1930	
French, Charles	1918	
French, Donald	1937-40	
Frey, Steven	1989-91	
Fricano, Marion	1955	
Friday, Brian	2010-12	
Fridley, James "Big Jim"	1952	
Friel, William	1905	
Friend, Bob "Warrior"	1950	
Friend, Owen "Red"	1954	
Frieri, Ernesto "Big Ern"	2014	
Frobel, Douglas "Doug"	1985, 1988	
Fryer, Eric	2011-12	
Fuentes, Michael "Mike"	1984-85	
Fuller, James "Jim"	2016	
Fulton, Greg	1992	
Furmaniak, Jason "J.J."	2005-06	
Gables, Ken	1947	
Gagnier, John "Ed"	1912	
Gaines, Joe	1961	
Gakeler, Daniel	1989-90	
Galarraga, Andres "Big Cat"	1985	
Galatzer, Milton	1938-42	
Gallagher, Sean	2011	
Gallivan, Philip	1935	
Gallivan, Thomas	1935-38	
Galloway, James	1913-14	
Galvez, Balvino	1990	
Gamache, Daniel "Dan"	2015-16	
Gamel, Ben	2022	
Gandarillas, Gustavo "Gus"	2001-02	
Ganss, Robert	1948-50	
Gants, Paul	1927	
Garcia, Guillermo	1996-99	
Garcia, Jose	2002	
Garcia, Omar	1998	
Garcia, Vinicio "Chico"	1957-58	
Garcia, Willy	2015-16	
Gardner, Mark	1987-89, 1991	
Garrett, Gregory	1971	
Gaspar, Rodney	1972	
Gasque, Edwin	1955-56	
Gates, Michael	1984	
Gaw, George "Chippy"	1920	
Gearhart, Lloyd "Gary"	1950-53	
Geishert, Vernon	1970-71	
Gemoll, Brandon	2004	
George, Frank "Frankie"	1977	
George, Thomas "Lefty"	1910	
Geraghty, Benjamin	1945	
German, Franklyn	2008	
Gettman, Jacob	1913	
Getz, Gustave "Gee-Gee"	1911	
Gibralter, David "Dave"	2001	
Gibralter, Stephan "Steve"	1995-96, 1998	
Gibson, William "Joel"	1965-66	
Gideon, Byron "Brett"	1989	
Gilbert, Drew "Buddy"	1961	
Gilbert, Mark	1983	
Gill, George	1941-42	
Gill, James "Bobby"	1918	
Gill, Robert	1960	
Gimenez, Hector	2009	
Ginsberg, Myron	1954	
Ginter, Keith	2004	
Ginter, Matthew "Matt"	2006	
Giron, Roberto	2002-04	
Glasnow, Tyler	2015-17	
Glauber, Keith	1998-99	
Glaze, Daniel "Ralph"	1909-10	
Glock, Charles	1943	
Glover, John "Gary"	2004	
Glynn, Bill	1955	
Glynn, Edward "Ed"	1985	
Glynn, Eugene "Gene"	1984-85	
Glynn, Ryan	2002	
Godby, Danny	1969-71, 1976	
Godfrey, Graham	2013	
Godoy, José	2022	
Goedert, Jared	2013	
Goff, Jerry	1990-92	
Golden, James	1964	
Goldman, Jonah	1931-32	
Gomez, Jeanmar	2013	
Gonzales, Rene	1984-86	
Gonzalez, Erik	2019, 2021	
Gonzalez, Michael "Mike"	2005	
Gonzalez, Victor "Raul"	2006	
Goodwin, Clyde	1905	
Goodwin, Curtis	1996-97	
Gordon, Keith	1994-95	
Gorman, Charles	1929	
Gorman, Thomas	1960	
Gornicki, Henry	1947	
Gorski, Matt	2022	

ORGANIZATION

2023 INDIANS

IL & OPPONENTS

2022 REVIEW

PIRATES

HISTORY

GENERAL

# ALL-TIME ROSTER

<p>Gorzelanny, Thomas "Tom" 2005-06, 2008-09                      Gosselin, Philip "Phil" 2017                      Gossett, John 1914-20                      Graber, Rodney 1956                      Grabow, John 2007                      Grace, LaVern 1955                      Grace, Michael 1977-80                      Graham, Arthur "Skinny" 1941                      Graham, Oscar 1909-10                      Grapenthin, Richard 1984-85                      Grasso, Newton "Mickey" 1955                      Graves, Daniel "Danny" 1997-98                      Gray, John 1956, 1960                      Graybill, David 1986                      Grba, Eli 1967                      Green, Chad 2000                      Green, Gary 1993                      Green, Gene 1964                      Green, Nicholas "Nick" 2007                      Green, Otis 1990                      Greene, Richard "Rick" 1999                      Greene, Willie 1993-95                      Greenfield, Kent 1931                      Gregg, Harold "Hal" 1950                      Gregg, William "Tommy" 1993                      Grewal, Ranbir 1991-92                      Griffey, George "Ken" 1973-74                      Griffin, Martin 1931                      Griffith, Thomas 1914                      Grim, John 1902                      Grimsley, Ross "Crazy Eyes" 1970-72                      Grissom, Marquis 1989-90                      Grott, Matthew 1993-95                      Groves, Larry 1985-86                      Grow, Lorin 1975-76                      Grunwald, Al "Stretch" 1950                      Gryboski, Kevin 2007                      Gubanich, Creighton 2000-01                      Gueisser, *** 1932                      Guerra, Deolis 2015                      Guerra, Mark 2003                      Guerrero, Julio 2005                      Guintini, Ben 1947                      Gustave, Jandel 2021                      Gutteridge, Don 1948-50                      Guzek, Robert 1963                      Guzman, Edwards 2005</p> <p style="text-align: center;"><b>- H -</b></p> <p>Hacker, Eric 2009                      Hacker, Warren 1962-66                      Hague, Joe 1973                      Hague, Matt 2011-14                      Hahn, John 1949                      Haines, Alfred 1945                      Hairston, Samuel 1957-58                      Hale, John 1980                      Hale, Robert 1958                      Hale, Sammy 1932                      Haley, Curtis "Trey" 2016                      Hall, Bill 2002-03                      Hall, Prentice 1929, 1931-32                      Hall, William "Billy" 1997                      Halleck, Jack 1947-49                      Hallman, William H. 1911-12                      Hallman, William W. 1905                      Hamende, Ronald "Joe" 1969-70                      Hamman, Corey 2008-10                      Hammill, Joseph 1922                      Haney, Christopher "Chris" 1991-92                      Haney, Fred "Pudge" 1927-28                      Haney, Todd 1991-92                      Hanhold, Eric 2022                      Hankins, Derek 2010                      Hansen, Craig 2008                      Hansen, Doug 1953                      Hansen, Jed 2003                      Hanson, Alan "El Chamaquito" 2015-16                      Hardgrove, Omer W. 1910                      Hardtke, Jason 1999                      Hardy, Carroll 1956</p>	<p>Hardy, James "J.J." 2004                      Harikkala, Timothy "Tim" 2000-02                      Harrell, William "Billy" 1954-56                      Harrelson, William 1970-71                      Harriger, Dennis "Denny" 1999                      Harrington, Charles "Mickey" 1960                      Harrington, Roland 1940                      Harrington, William 1913-14                      Harris, Charles "Bubba" 1952                      Harris, Greg 1982-84                      Harris, James "Billy" 1971                      Harris, John 1983                      Harris, Reginald "Reggie" 2000                      Harris, Tyrone "Gene" 1989                      Harrison, Josh "J Hay" 2011, 2013, 2015                      Harshbarger, Glenn 1954-55                      Hart, Jon "Corey" 2004, 2015                      Hart, Kevin 2010                      Hart, William 1906                      Hartley, Grover "Slick" 1926                      Hartlieb, Geoff 2019, 2021                      Hartnett, Charles "Gabby" 1942                      Haslin, Michael "Mickey" 1943                      Hayden, John 1908-10                      Hayes, Ben 1982-83                      Hayes, Ke'Bryan 2019, 2021                      Hazel, Albert 1945-46                      Hazle, Robert "Hurricane" 1954                      Heath, Minor "Mickey" 1935-36                      Heath, William 1965                      Hecht, Steven 1990-91                      Hedrick, Donald "Hed" 1951                      Heidenreich, Curtis 1983                      Heilman, Aaron 2011                      Heine, *** 1922                      Heintz, Michael 1973-74                      Hellweg, Johnny 2018                      Helms, Wesley "Wes" 2003-04                      Heltzel, William "Heinie" 1944-45                      Hembree, Heath 2022                      Henderson, Joseph "Joe" 1975-77                      Henderson, Steven 1977                      Hendrickson, Benjamin "Ben" 2004                      Henline, Walter "Butch" 1919-21                      Henriquez, Ralph 2014                      Henry, Floyd "Butch" 2001                      Henry, Frank "Dutch" 1925-26                      Henry, William 1968                      Heredia, Gilbert 1992                      Heredia, Ubaldo 1987                      Hernandez, Adrian "El Duquecito" 2004                      Hernandez, Anderson 2012                      Hernandez, Cesar 1993                      Hernandez, Christopher "Chris" 2007-08                      Hernandez, Gorkys 2011-12, 2015                      Hernandez, Jose 2000, 2007                      Hernandez, Michel 2008                      Hernandez, Rudolph "Rudy" 1961                      Hernandez, Runelvys 2007                      Herndon, Roy 1944                      Herrera, Yoslan 2008-09                      Herring, Paul "Blito" 1981                      Herrmann, Frank 2015                      Hertzler, Paul 1985                      Hesketh, Joseph 1984, 1988-89                      Hess, Arthur 1903-04                      Heving, Joe 1932                      Heydon, Michael 1902-04                      Hiatt, Philip "Phil" 1999                      Hickey, John 1906                      Hicks, Jim 1964-67                      Hicks, Joe 1958-59, 1961                      Higdon, William 1952                      Higgins, Dennis 1965, 1967                      Higgins, Robert 1910                      High, Charles 1931                      Hildebrand, Oral 1930-31, 1942                      Hill, Carmen 1919, 1922-26                      Hill, Logan 2019                      Hill, Milton 1993</p>
--	---

ORGANIZATION

2023 INDIANS

IL & OPPONENTS

2022 REVIEW

PIRATES

HISTORY

GENERAL

## ALL-TIME ROSTER

Hill, Oliver	1940	Huson, Jeffrey "Jeff"	1989
Hill, Orsino	1988	Hutchings, John	1942-44, 1946, 1948-51
Hill, William "Bobby"	2005	Hutchinson, Ira	1945
Himes, John	1906-07	Hutchison, Andrew "Drew"	2016-17
Himes, Lawrence "Larry"	1964	Hutson, Eulas	1952
Hinkle, Daniel "Gordie"	1938	Hutton, Mark	1998
Hinton, Charles	1961	Hyman, Donald	1960
Hinton, Richard	1976	Hyzdu, Adam	1994
Hixon, Loren	1912	- I -	
Hoagland, Thomas	1963	Iapoce, Anthony	2000
Hobaugh, Edward	1959, 1964	Iglesias, Juan	1960
Hocutt, Michael	1986	Inge, Charles "Brandon"	2013
Hodapp, U.J. "Johnny"	1924-25	Ingerton, William "Scotty"	1912-13
Hoeksema, Dave	1985	Inman, Jeffrey "Jeff"	2015
Hoerner, Joseph	1977	Irwin, Phillip "Phil"	2012-14
Hoff, James	1972	Isales, Orlando	1982-83
Hofferth, Stewart "Stew"	1943	Ishikawa, Travis "Smoky"	2015
Hoffman, Clarence "Dutch"	1930, 1933	Iwamura, Akinori	2010
Hoffman, Daniel	1911	Izquierdo, Enrique "Hank"	1956
Hogan, James "Shanty"	1937	Izquierdo, Hansel	2005
Hogriever, George	1902-04	- J -	
Hogsett, Elon "Chief"	1942-43	Jackson, Damian	1997-98
Hohnhorst, Edward	1912	Jackson, John	1972
Holderman, Colin	2022	Jackson, Michael	1994-95
Holdzkom, John	2014-15	Jackson, Randy "Jay"	2014
Holke, Walter "Union Man"	1926-28	Jackson, Ronald "Ron"	1957, 1959-60
Hollingsworth, Phillip "Ethan"	2013	Jackson, Steven	2009-11
Hollins, Damon	1999-00	Jacobs, Arthur	1939-40
Holman, Brian	1987-88	Jacobs, Lamar "Jake"	1961
Holmes, Clay	2017-19	Jacobsen, Landon	2006
Holmes, Howard "Ducky"	1906	Jacobsen, Larry "Bucky"	2001
Holshouser, Herman	1931	Jacobson, William	1928
Holt, Brock "Brock Star"	2012	Jacques, Joe	2021-22
Hooker, William	1963	Jacquez, Patrick "Pat"	1972
Hooks, Alexander	1930	Jadwin, James	1954-55
Hooper, Bob	1955	Jaeger, Charlie	1905
Hoover, John	1990	Jakubauskas, Christopher "Chris"	2010
Hoover, Robert "Joe"	1937	James, Robert	1906
Hopke, Frederick	1961	Jancich, Gregory	1961, 1963
Hopke, William "Bill"	1907-09	Janvrin, Harold "Hal"	1923
Horlen, Joel	1963	Janzen, Martin "Marty"	1999
Horne, Berlyn "Trader"	1931-32	Jaramillo, Jason	2010-11
Hoskins, David	1954-55	Jarvis, Kevin	1994-96, 1998
Host, Eugene "Twinkles"	1958	Jarvis, Leroy "Roy"	1947
Hostetler, David	1985	Jarvis, Mike	2022
House, Patrick	1965, 1970	Jean, Domingo	1995-96
House, Walter	1930	Jeffcoat, George	1943, 1945
Householder, Paul	1980-81	Jennings, James "Doug"	1994, 2003
Houser, Benjamin	1911	Jensen, Marcus	2002
Housman, Jeff	2004	Jeroloman, Brian	2013
Houston, James	1927	Jhang, Jin-De	2016
Houston, Melvin	1988-91	Jimenez, Felix "Elvio"	1970-71
Howard, Bruce	1964, 1967	Jimenez, Pedro	1945
Howard, Lee	1947	Johnson, Brian	1999
Howard, Roger	1957	Johnson, Chester	1948-49
Howard, Thomas	1996	Johnson, Gary "Griz"	1964-66
Howard, Sam	2021-22	Johnson, Kristofer "Kris"	2012-13
Howell, Jay	1979-80	Johnson, Lloyd	1937-41
Howell, Millard	1958-59	Johnson, Mark J.	2002
Howitt, Dann	1996	Johnson, Mark L.	2004
Howley, Dan "Dapper Dan"	1907-10	Johnson, Mark P.	1997-98
Huber, Otto	1942	Johnson, Michael "Mike"	1972-73
Hudler, Rex "Wonder Dog"	1988	Johnson, Randy "Big Unit"	1988-89
Hudson, Jack	1977	Johnson, Ronald	1984
Hudson, Joe	2021	Johnson, Roy	1984-85
Hufft, Irvin "Fuzzy"	1932-33	Johnson, Stanley	1959
Hughes, James	1958	Johnson, Wallace "Wally"	1984-86, 1990
Hughes, Jared "Bull"	2011-14, 2016	Johnson, William "Russ"	2007
Hughes, Keith	1993	Johnston, Leonard "Len"	1960-66
Hughes, Stephen	1980	Johnston, Manly	1963, 1965-66
Hulett, Timothy	1988	Johnston, Michael "Mike"	2005-06
Hume, Thomas	1975-77	Jones, Allen	1956
Hunt, Allen	1939-42	Jones, Brandon	2010
Hunt, James "Randy"	1986	Jones, Christopher "Chris"	2000-02
Hunter, Brian	1995, 1997	Jones, Clarence	1969
Hunter, Frederick "Newt"	1911-12	Jones, Elijah	1909
Hurdle, Clinton "Clint"	1982	Jones, Eugene	1930-31
Hurst, James	1995	Jones, Garrett	2009
Hurst, Jonathan	1992	Jones, Grover "Deacon"	1963-64
Hurt, Wally	1927	Jones, James	1903

ORGANIZATION

2023 INDIANS

IL & OPPONENTS

2022 REVIEW

PIRATES

HISTORY

GENERAL



# ALL-TIME ROSTER

Jones, Jeffrey	1983	Killebrew, Harmon	1958
Jones, John "Admiral"	1920	Killen, Frank	1902-03
Jones, John "Binky"	1924	Kimball, Jack	1911-12
Jones, John P.	1931	Kinaman, Charles "Dick"	1952-53
Jones, Joseph	1967	King, Clyde	1954
Jones, Lynn	1978	King, Harold "Hal"	1973-74
Jones, Michael	1987	King, Ray "Burger"	2000, 2002
Jones, Mitchell "Mitch"	2010	Kingham, Nicholas "Nick"	2014-15, 2017-18
Jones, Paul	1921	Kinney, Joshua "Josh"	2014
Jones, Sam	1952-54	Kinnunen, Michael	1984
Jones, Steven	1966-67	Kinsella, Robert	1921
Jones, Tyler	2018	Kirby, Nathan	2022
Jonnard, Claude	1922, 1929-30	Kirke, Jay	1923
Jordan, Ricardo	1998, 2000	Kissane, Dennis	1967
Jordan, Willis "Dave"	1958	Kivlehan, Patrick	2019
Jorgensen, Carl "Pinky"	1938	Klages, Frederick	1966-67
Josephson, Duane	1966-67	Kleckley, James	1948
Joyce, Michael	1962-63	Kleven, Jay	1977
Judd, Edward	1929	Klieman, Edward "Specs"	1946
Judson, Howard	1953	Klimek, Joshua "Josh"	2001
Julio, Jorge	2009	Klingensbeck, Scott	1997-99
Jurak, Edward	1989	Klinger, Robert	1949
<b>- K -</b>			
Kahle, Robert	1936-37	Klopp, Stanley "Betz"	1944
Kahoe, Michael	1906	Klugmann, Josie "Joe"	1925-26
Kaiser, Alfred "Deerfoot"	1912	Kluttz, Clyde	1949
Kaiser, Connor	2021-22	Kmak, Joseph "Joe"	1996-97
Kaiser, Jeffrey	1993	Knapp, Michael	1995
Kaiserling, George	1913	Knight, Charles "Ray"	1973-76
Kalin, Frank	1947-52	Knox, John	1976
Kanavas, Nicholas	1944	Knox, Ryan	2003-04
Kang, Jung Ho	2016, 2018-19	Knudson, Guido	2016
Kantlehner, Erving	1917	Koelling, Brian	1993-94
Karstens, Jeffrey "Jeff"	2009-10, 2012	Koenecke, Leonard "Len"	1928-31
Kasperek, Kenn	2014	Koestner, Elmer	1918
Kata, Matthew "Matt"	2007-08	Kolb, Brandon	2001
Katawczak, Fred	1968	Kolb, Daniel "Dan"	2003, 2007
Kealey, Steven	1974	Konerko, Paul	1998
Keegan, Edward	1960	Koonce, Graham	2005
Keegan, Robert "Smiley"	1958	Koontz, James	1985
Keen, William "Buster"	1910	Kopf, William "Larry"	1927
Keene, Brown	1912	Koplove, Michael "Mike"	2009
Kela, Keone	2019	Koranda, James	1962-64
Kelleher, John	1913-14	Korcowski, Thomas	1954
Keller, Kyle	2021	Kores, Arthur	1920
Keller, Mitch	2018-19, 2021	Kosco, Andrew	1973
Kelley, Christian	2019	Koshorek, Clement	1955
Kelley, Harry	1944	Koupal, Louis	1927
Kelley, William	1906	Kraly, Steve	1960
Kellogg, Robert	1949-50	Kramer, Kevin	2018-19, 2021
Kellum, Winford "Win"	1902-03, 1906-07	Kramer, Thomas	1994
Kelly, Bob	1906	Kranick, Max	2021-22
Kelly, Donald "Don"	2007	Kratz, Erik	2009-10
Kelly, Joe	1915-16	Krause, Scott	2000
Kelly, Michael "Mike"	1996-97	Krawczyk, Jack	2002
Kelly, Robert	1954	Kremblas, Francis "Frank"	1993-96
Kelly, William	1980-81	Kremers, James	1991-92
Kelso, William	1968	Kreutzer, Franklin	1962-63
Kendall, John	1910	Kroner, John	1931-32
Kennedy, Benny "Bo"	1993	Kroon, Marc	1998
Kennedy, Bill	1950	Krop, Robert	1961
Kennedy, Junior	1973-76	Krueger, Ernest	1922-25
Kennedy, Richard "Slick"	1966, 1968-69	Krug, Henry	1907
Kennedy, Robert	1957	Krug, Martin	1913
Kensing, Logan	2012	Krynzel, David "Dave"	2004
Kenworthy, Richard	1965-67, 1971-72	Kubski, Gilbert	1982
Kepshire, Kurt	1982, 1988	Kuchno, John	2016
Kern, William	1964	Kuhl, Chad	2016, 2021
Kerneck, George	1970	Kuhns, Charles	1902
Kerns, Henry "Butch"	1910	Kuwata, Masumi	2007
Kerrigan, Joseph	1981	Kuzava, Robert "Sarge"	1959
Kerrigan, Robert "Huck"	1952	<b>- L -</b>	
Keselica, Sean	2019	LaCoss, Michael	1977-78, 1992
Kessinger, Robert "Keith"	1993-94	Lacy, George "Big Gee"	1946
Kettle, Gerald "Jerry"	1960	Radell, Cleveland	1996
Keupper, Henry	1909	LaFromboise, Robert "Bobby"	2014-15
Keyser, Brian	1998	Lahti, Jeffrey	1981
Kieschnick, Michael "Brooks"	2003-04	Lajoie, Napoleon	1918
Kihn, George	1902-03	Lakeman, Albert	1941
Kilgo, Raymond "Rusty"	1994-95	Lambo, Andrew	2011, 2013-14
		Landis, James	1957

## ALL-TIME ROSTER

Landrum, Thomas "Bill"	1983, 1992	Lofton, Rodney	1993
Lang, Don	1939-40	Logan, Robert	1931-46
LaPalme, Paul "Lefty"	1950-51, 1958	Lombardozi, Stephen "Steve"	2015
Larish, Jeffrey "Jeff"	2012-13	Long, Bill	1991
LaRue, Michael "Jason"	1998-99	Lopez, Al	1948
Lassetter, Donald	1960	Lopez, Luis	2002
Latman, Arnold "Barry"	1957-58	Lopez, Pedro	2009
Latshaw, Robert	1936-40	Lopez, Raymond "Mickey"	2000
Lavarney, Ryan	2018	Loretta, Mark	2000-01
Lawless, Thomas	1982-84	Lorraine, Andrew	2002
Lawrence, Brooks "Bull"	1960	Lotshaw, Andrew	1917-18, 1922
Lawrence, Joseph "Joe"	2003	Loucks, Scott	1984
Lawrie, Joseph "Babe"	1934-1937	Love, Ruel	1929
Layne, Herman	1927-29, 1933	Lowell, Edwin	1931-32
Lazar, John "Danny"	1965	Lowry, Dwight	1990
Lea, Charles	1987	Lozado, William "Willie"	1983
Leahy, Thomas	1908	Lucas, Gary	1985
Leary, John	1916-17, 1919	Ludwick, Eric	2000
Leary, Robert	1990	Ludwick, Ryan	2011
LeBlanc, Eric	1999	Ludwig, William	1903
Ledezma, Wilfredo "Wil"	2010	Luebbers, Larry	1993, 1996
Lee, Ernest	1933-34	Luebke, Cory	2016
Lee, Robert "Derek"	2000, 2003	Lugo, Rafael "Urbano"	1989
Lee, Taber	2006	Luna, Hector	2012
Leek, Eugene	1963	Luplow, Jordan	2017-18
Leesman, Charles "Charlie"	2015	Lutz, Mike	1953
Lehman, John	1944	Luuloa, Keith	2002-03
Lehner, Paul	1952	Lyle, Donald	1979-80
Leibrandt, Charles	1978-79, 1981, 1983	Lyles, Jordan	2019
LeMaster, Johnnie	1986	Lynch, David	1993
Lemon, Jim	1953	Lynch, Robert	1904
Lemon, Lee	1910	Lyon, Russell	1944-45
Leon, Jose	2005	Lyons, Barry	1994
Leroux, Christopher "Chris"	2011-12	Lyons, Tyler	2019
Leroy, Louis	1913-14	- M -	
Leshner, Brian	2001	Maas, Kevin	1994, 1997
Leskancic, Curtis	2002	MacGregor, Travis	2022
Lesley, Bradley	1982-83	Machado, Anderson	2009
Leslie, Fenner	1903	Machi, Jean	2009-10
Letchas, Charlie	1948	Macias, Fabricio	2021
Leveille, Rolland	1950	Mack, Joseph	1940-41, 1945
Leverenz, Walter	1915	Mack, Quinn	1990-92
Leverett, Gorham "Dixie"	1927-28	Macko, Joe	1953
Levis, Jesse	2001	MacLeod, William	1967
Levrault, Allen	2000-01	Madris, Bligh	2021-22
Lewis, John D.	1918	Maffei, Justin	2016-17
Lewis, Kermit	1939, 1941	Magdalen, Ricky	1995, 1997
Lewis, Philip	1910	Magee, William	1905
Lewis, Richie	1987, 1991, 1997	Maggi, Drew	2022
Lewis, William	1937-39	Magnifico, Damien	2018
Liefer, Jeffrey "Jeff"	2004	Magoon, George	1904
Light, Pat	2017	Magruder, Christopher "Chris"	2004
Lilliquist, Derek	1996	Mahlberg, Gregory	1981
Lincoln, Brad	2009-12, 2015	Mahler, Michael "Mickey"	1985
Lind, Henry "Carl"	1931	Maholm, Paul	2005
Lindaman, Vive	1909-10	Mahoney, James "Moe"	1966
Lindblom, Josh	2017	Main, Forrest "Woody"	1949-51
Lindquist, Carl	1944	Maldonado, Carlos	2006-08
Lindsay, Christian "Pinky"	1907-08	Mallett, Gerald "Jerry"	1960
Link, Frederick	1911-12	Mallette, Brian	2001-02, 2005
Lint, Royce	1947-51	Malloy, Robert P.	1947-49
Liranzo, Jesus	2018-19	Malloy, Robert W.	1990
Liriano, Francisco	2013-14	Malmberg, Harry	1952-54
Liriano, Pedro	2004	Malooof, Jack	1977
Lisenbee, Horace "Hod"	1938-39	Manasa, Alexander	2021
Little, Richard "Twig"	1984	Mangan, James	1951
Little, Ronald	1983	Manning, David	2003
Littlefield, Richard	1960	Manrique, Fred	1985
Livingston, Dennis	1988	Manuel, Jerry	1986
Livingston, Patrick "Paddy"	1907-08, 1913-14	Marcan, Arthur	1903, 1906
Livingston, Robert "Bobby"	2009	Marcano, Tucupita	2021-22
Liz, Radhames	2015	Marchok, Christopher	1990-91
Lizondro, Jose	1965	Margoneri, Joseph	1960
Lobstein, Kyle	2016	Markel, Parker	2019
Locke, Jeffrey "Jeff"	2011-12, 2014	Markell, Harry "Duke"	1957
Locke, Lawrence "Bobby"	1960	Maris, Roger	1956
Locker, Robert	1964	Marisnick, Jake	2022
Locklear, Gene	1972	Marquard, Richard "Rube"	1908
Locklin, Stuart	1956	Marquez, Edwin	1990
Loesekam, Frederick	1964	Marquez, Robert	2002-03

# ALL-TIME ROSTER

ORGANIZATION

2023 INDIANS

IL & OPPONENTS

2022 REVIEW

PIRATES

HISTORY

GENERAL

Marrero, Christian	2012	McGuiness, Christopher "Chris"	2014
Marshall, Keith	1976	McKay, Cody	2003
Marte, Andy	2011	McKee, Raymond "Red"	1910-12
Marte, Kelvin	2016	McKee, William "Harold"	1947
Marte, Starling	2012, 2014, 2017	McKeon, Joel	1989
Martin, David	1905	McKinney, Brett	2017-18
Martin, Frank	1904	McLaughlin, Patrick	1937
Martin, Jason	2018-19	McLeary, Marty	2006-07
Martin, Joseph "J.C."	1959	McLish, Cal	1948
Martin, Mason	2021-22	McLouth, Nathan "Nate"	2005
Martin, Norberto "Paco"	2000	McMillan, Tommy	1915
Martin, Robert	1944	McNair, Eric	1943
Martinez, Dennis "El Presidente"	1987	McNertney, Gerald "Jerry"	1962-63, 1965
Martinez, Jesus	1998	McPartin, Frank	1903
Martinez, Joseph "Joe"	2010	McPhail, Marlin	1991
Martinez, Luis	2003	McPherson, Dallas	2012
Martinez, Michael "Mini-Mart"	2014	McPherson, George	1977
Martinez, Pedro	1997	McPherson, Kyle	2012-13
Martinez, Teodoro "Ted"	1976	McRae, Alex	2018-19
Martis, Shairon	2012	McRae, Harold "Hal"	1968-69
Marvel, James	2019, 2021	Meacham, Russell "Rusty"	1999
Marx, Timothy "Tim"	1998	Meadows, Austin	2016-18
Mashore, Clyde	1968-70	Meadows, Henry	1929
Mason, Donald	1972	Means, Richard	1957-58
Massey, William	1905	Mears, Nick	2021-22
Masters, David	1991	Medina, Jhondaniel	2016
Masterson, Justin	2016	Meek, Evan	2008-09, 2011-12
Mateja, Philip	1958	Mejia, Roberto	1996
Mateo, Juan	2009	Mejias, Samuel	1979
Mathias, Carl "Stubby"	1960	Mele, Sabath "Sam"	1957-58
Mathile, Michael	1994-95	Melendez, Cristofer	2022
Mathis, Douglas "Doug"	2013	Melhuse, Adam	2009
Mathisen, Wyatt	2018	Melillo, Kevin	2010
Matos, Luis	2007	Mella, Keury	2021
Matson, Zach	2022	Melo, Juan	1999
Mattern, Alonzo	1905	Meloan, Jonathan "Jon"	2009
Matthews, Harry "Smutter"	1902	Melton, James	1956
Matthews, Wid	1925-29	Menees, Henry "Gene"	1980-81
Mattick, Robert	1938	Menendez, Louis	1938
Mattinson, Leslie	1955	Meoli, Rudolph "Rudy"	1976-77
Mauch, Gene	1947	Mercedes, Henry	1998
Maun, Ernest	1925	Mercer, Jordy "The Hook"	2011-13, 2015
Maurer, Brandon	2019	Merchant, Mark	1993
Maxvill, Charles "Dal"	1964	Merrell, Philip "Phil"	1999
May, Davis	1979	Merritt, James	1972
May, Lucas	2013	Merson, John	1951
May, Rudy	1964	Merz, Otto	1910-15
Maysey, Matthew	1991-92	Mesa, Richard "Pete"	1955
Mazgay, Stanley	1941	Mesner, Stephen	1938
Mazzaro, Vincent "Vin"	2013-14	Mettler, Victor	1937-38
McAnany, James	1958-59	Metz, Benjamin	1913-15
McBride, George	1906	Metz, Leonard	1929
McBride, Kenneth	1959	Meyer, Daniel "Dan"	2011
McCall, John "Windy"	1950-52	Meyers, Herman	1927-28
McCall, Roderick "Rod"	1999	Meyers, Otto	1937-38
McCann, Emmett	1931-32	Michalak, Christian "Chris"	2004
McCarthy, John	1942	Mieses, Jose	2001
McCarthy, Joseph	1911	Milankovich, Stan	1951
McCarthy, Thomas	1910	Miljus, John	1934
McCarty, David	1995	Milledge, Lastings	2009
McCarty, John	1911-14	Miller, Adam	2015
McChesney, Harry "Pud"	1909	Miller, Frank	1930
McCormick, ***	1902	Miller, Jeffrey "Jeff"	2005
McCormick, Myron "Mike"	1938-39	Miller, John	1965
McCraw, Tommy	1962-63	Miller, Mark	1980
McCreery, Thomas	1904-05	Miller, Matt	2008
McCutchen, Andrew	2007-09	Miller, Otto	1924
McCutchen, Daniel	2008-10, 2012	Miller, Ralph D.	1902
McDade, Neal	2005	Miller, Ralph J.	1926-28
McDonald, Edward	1918	Miller, Robert	1961
McDonald, James	2013	Miller, Russell	1931
McDonald, Jimmie "Hot Rod"	1957-59	Miller, Shelby	2021
McDonald, John	2013	Miller, Travis	2003
McDonald, Rex	1932	Miller, Walter "Jake"	1931
McDowell, Clyde	1942	Milligan, David	1910
McElroy, Charles "Chuck"	1996	Mills, James "Brad"	1984
McEnaney, Will	1973-74	Milner, Eddie	1979-81
McGhee, Warren "Ed"	1951	Mims, James	1950
McGill, William	1905	Minarcin, Rudolph	1954
McGough, Trey	2022	Mingori, Steve	1968-69

## ALL-TIME ROSTER

Minnick, Donald	1956	Mylykangas, Lauri	1938
Minoso, Orestes "Minnie"	1964	Myrow, Brian	2009-10
Mitchell, Cal	2021-22	<b>- N -</b>	
Mitchell, Keith	1995-97	Nabholz, Christopher	1990-91
Mitrus, George	1944	Nabors, Herman	1917-18
Mix, Gregory "Greg"	2000	Nago, Garrett	1988
Mlodzinski, Carmen	2021	Nagy, Steve	1947-48
Modica, Pete	1950	Nance, Joseph "Shane"	2002-03
Moeller, Gerald	1962	Nannini, Michael "Mike"	2007
Mohorcic, Dale	1990	Napier, James	1962-65, 1967
Molinaro, Robert	1983	Narleski, Raymond	1952-53
Monahan, Peter	1929-31	Narleski, William	1930-31
Moncrief, Charles	1941	Nash, Charles "Cotton"	1967
Mondino, Peter	1930	Natal, Robert	1991-92
Montague, Edward	1931	Navarro, Yamaico	2012
Montalvo, Jose "Joe"	1952-53	Naymick, Michael	1941
Monteagudo, Aurelio	1967-69	Neagle, Dennis "Denny"	1999
Montgomery, Roy	1904	Negrych, James "Jim"	2010
Moon, Brian	2002	Nelson, George	1937
Moore, Archie	1969	Nelson, Roderick "Jerome"	1992
Moore, Bradley	1993	Nelson, Roger	1967
Moore, David	1977-79	Neuenschwander, Douglas	1981
Moore, D.C. "Dee"	1935, 1939-40	Neugebauer, Nickolas "Nick"	2001-02
Moore, Eugene	1911	Neverauskas, Dovydas	2016-19
Moore, Joe "Jo-Jo"	1942-43	Neville, Daniel "Nev"	1966
Moore, Marcus	1995-96	Newlin, Otto	1903-04
Moore, William "Billy"	1986-89	Newman, Alan	1993
Morales, Jose G.	2012	Newman, Albert	1984-85
Morales, Jose M.	1984	Newman, Jesse	1939-40
Morales, Richard	1967	Newman, Kevin	2017-19, 2022
Morales, Tomas	2016-17	Ngoepe, Mpho "Gift"	2015-17
Moran, Charles	1905	Nichols, Arthur	1903
Moran, Colin	2021	Nichols, Dolan	1956
Moran, Cyril "Butch"	1947	Nicometi, Anthony	1985
Morel, Brenton "Brent"	2014-15	Niehoff, John "Bert"	1911
Moreno, Armando	1989	Nielsen, Milton	1952-54
Morgan, Cy	1905	Nieman, Elmer "Butch"	1946
Morgan, Edwin	1943-45	Nieto, Thomas	1986
Morgan, Nyjer	2007-08	Nieves, Melvin	1998
Moroff, Max	2016-18	Niggeling, John	1938-39
Morrell, Willard	1931	Niles, Harry	1913-14
Morris, Anthony "A.J."	2014-15	Niles, Ned	1924-26
Morris, Avery "Bryan"	2012-13	Nitkowski, Christopher "C.J."	1995, 2005-06
Morris, Jeffrey "Hunter"	2015	Nix, James "Jim"	1997
Morris, John	1969	Nixon, Otis	1988
Morris, William "Hal"	1993, 1995-96	Nixon, Russell "Russ"	1956
Morrison, Eugene	1921-22	Noboa, Milciades "Junior"	1989, 1993
Morrison, Philip	1926	Noce, Doug	1991
Morton, Charlie	2009-10, 2012-13, 2015	Noce, Paul	1988
Morton, Guy	1924	Nolan, Gary	1969, 1974
Moskau, Paul	1977-79	Nomura, Takahito	2002
Moskos, Daniel	2010-12	Nordbrook, Timothy	1973
Moss, Barry	1977	Noriega, John	1969-70
Moss, Brandon	2010	Norman, Anthony	2011
Moss, John "Les"	1959	Norman, Daniel	1977
Motley, Darryl	1988-89	Norman, Nelson	1987-89
Mottola, Charles "Chad"	1995-98	Norris, Joseph "Joe"	1998
Mouton, James	2001	Norris, Leo	1932
Mouton, Lyle	2000	Northey, Ronald	1956
Mowe, Raymond	1911	Northrop, Jake	1917-18
Mueller, Walter	1928	Nottle, Edward	1963-64
Muir, Joseph	1949-51	Novinsky, John	2004
Mulhern, Ryan	2008	Nunez, Gustavo	2015
Mulrone, Francis	1930-31	Nuñez, Malcom	2022
Munoz, Luis	2007-08	Nunez, Vladimir	2005
Munoz, Omer	1991-92	Nunnally, Jonathan "Jon"	1998, 2004-05
Munson, Joseph	1926	Nyman, Nyls	1979
Murch, Simeon	1910	<b>- O -</b>	
Murphy, Daniel	1964-66	Oakes, Ennis "Rebel"	1917
Murray, George	1920	Obermueller, Wesley "Wes"	2003-04
Murray, Glenn	1997-98	O'Berry, Preston "Mike"	1982, 1985
Murray, Shea	2022	Obispo, Wirfin	2014
Murszewski, Marion "Murph"	1954-56	Obregon, Francisco	1960, 1968
Muser, Tony	1971	O'Brien, Peter	1902-04
Musgrove, Joe	2018	O'Brien, Thomas "Buck"	1914
Mustad, Eric	1984	O'Connell, Dan	1950
Mutz, Thomas	1977-79	O'Connor, Jack	1985
Myers, Chris	1991-92	O'Day, Frank	1910
Myers, Richard	1954	Odum, David	1944-45
Myette, Kenneth	1969	Odwell, Fred	1903

ORGANIZATION

2023 INDIANS

IL & OPPONENTS

2022 REVIEW

PIRATES

HISTORY

GENERAL

# ALL-TIME ROSTER

ORGANIZATION

2023 INDIANS

IL & OPPONENTS

2022 REVIEW

PIRATES

HISTORY

GENERAL

Olkers, Bryan	1988	Pearce, William "Ducky"	1912
Oester, Ronald	1977-79	Pegues, Steven	1994
Ogle, Braeden	2021	Pena, Elvis	2001-02
Ohlendorf, Curtis "Ross"	2008, 2011	Pena, Jose	1968-69
Ojala, Kirt	1996	Pence, Russell	1931
O'Keeffe, Richard	1980-82	Pendleton, Terry	1997
Olander, James	1994	Penn, Hayden	2010
Olds, Floyd	1930	Penner, Kenneth	1929
O'Leary, Charles	1912	Penney, Michael "Mike"	2000-01
Oliiva, Jared	2021-22	Pennington, Brad	1995
Oliver, Andrew "Andy"	2013-14	Pennyfeather, William	1994
Oliver, Joseph "Joe"	1997	Perez, Eduardo	1996
Olker, Joe	1990	Perez, Eury	2017
Olson, Garrett	2011	Perez, Juan	2006-08
Olson, Gregory "Gregg"	1996	Perez, Manny	1947
Olszta, Edwin "Eddie"	2005	Perez, Michael	2022
O'Mara, Oliver	1919-20	Perez, Miguel	2009, 2011-12
O'Neill, Paul	1979-80	Perez, Oliver "Ollie"	2005-06
O'Reilly, John	2021-22	Perez, Pascual	1987-88
Onslow, Edward	1928	Perez, Rafael	2014
Ordaz, Luis	2007-08	Perez, Robert	2001-02
O'Rourke, Joseph "Patsy"	1909	Perez, Santiago	2000
Orth, Albert	1910	Perez, Yorkis	1990
Ortiz, Daniel "Danny"	2016-17	Perry, Melvin "Bob"	1968
Ortiz, Luis	2022	Perry, William "Hank"	1906
Ortleib, Henry	1904	Petagine, Roberto	1998
Osborn, ***	1929	Peters, Dillon	2021-22
Osborn, Danny "Ozzie"	1970-74	Peters, Gary	1959, 1962
Osburn, Larry "Pat"	1971-74	Peters, Russell "Rusty"	1948-51
Osoria, Franquelis	2007-08	Peterson, Kyle	2001
Osteen, Claude	1961	Peterson, Matthew "Matt"	2007
Osteen, James "Champ"	1905	Petrzelka, Raymond	1952
Osting, James "Jimmy"	2002	Pettit, George "Paul"	1951
Osuna, Jose "El Gocho"	2016-19	Petty, Jesse	1920-24
Outman, Joshua "Josh"	2016	Pevey, Marty	1988-89
Overstreet, David	1974	Phebus, Raymond "Bill"	1941
Overton, Connor	2021	Phelps, Travis	2004
Overton, Joe	1967	Phillip, Andrew	1952
Oviedo, Luis	2021	Phillips, Clarence "Red"	1937-38
Oviedo, Johan	2022	Phillips, Damon "Dee"	1940
Owchinko, Robert	1986	Phillips, George "Andy"	2009
Owen, Hunter	2019, 2021-22	Phillips, Howard "Eddie"	1958-59
Owens, Arthur	1903	Phillips, William C.	1904
Owens, Claude "Jayhawk"	1998-99	Phillips, William "Taylor"	1962-64
Owens, Eric	1995-97	Phillips, Zachary "Zach"	2016
Owens, Rudy	2011-12	Piatt, Douglas	1991-92
		Picart, Gregory "Greg"	2011-12
		Pickler, Jeff	2000
		Pie, Felix	2013
		Pierro, William	1950
		Pike, Jess	1943, 1945
		Pilney, Antone "Andy"	1938
		Pimentel, Stolmy	2013-14
		Pitula, Stan	1956
		Plate, William	1949
		Platt, Mizell "Whitey"	1950-51
		Plummer, William	1969-71
		Poat, Raymond	1942
		Pofahl, James "Jimmy"	1938
		Polanco, Gregory	2013-14, 2019
		Poland, Hugh	1944, 1946-47
		Polczynski, Gary	1972
		Ponce, Anthony	1957-58
		Ponce, Cody	2019, 2021
		Pope, David	1952-53, 1956
		Poppen, Sean	2021
		Post, Wally	1953
		Powell, Alonzo	1987-89
		Powell, Alvin "Jake"	1942
		Powell, Grover	1968-69
		Powell, Jeremy	2009-10
		Powell, Ross	1993-94, 1996
		Prentice, Robert	1954-55
		Presley, Alexander "Alex"	2010-13
		Price, Joseph	1980
		Price, Kevin	1986
		Prichard, Robert	1940
		Priest, Eddie	1998-99
		Priester, Quinn	2022
		Prince, William	1931

- P -

## ALL-TIME ROSTER

Prinz, Bret	2007	Riddle, Elmer	1937-39, 1949-51
Prohovich, Donald	1957	Riddle, John H.	1966
Pryor, Buddy	1989	Riddle, John L.	1928-37, 1946-47
Pugh, Timothy	1994-96	Ridenour, Dana	1991-92
Pujols, Luis	1987	Riedling, John	1999
Purcell, Harry	1922-23	Riffe, John	1929
Purdy, Everett "Pid"	1932	Rigdon, Paul	2002
<b>- Q -</b>			
Qualls, Chad	2012	Riggenbach, Robert	1956
Qualls, James	1971	Rikard, Culley	1948-51
Qualters, Thomas "Money Bags"	1959-61	Riley, George	1986
Queen, Mel D.	1969	Ring, Eugene	1955
Queen, Melvin J.	1949	Rios, Yacksel	2019
Queisser, Walter	1904	Rippelmeyer, Ray	1961
Quevedo, Ruben	2002-03	Risenhoover, Robert	1961
Quinlan, Lawrence	1904	Risley, William	1992
<b>- R -</b>			
Rachunok, Stephen	1942	Ritchie, Jamie	2022
Radley, Robert	1953	Ritchie, Jay	1968-69
Raftis, William	1906	Ritter, Lew "Old Dog"	1911
Rain, Steven "Steve"	2001	Rivard, Rejean "Reggie"	2004
Raines, Larry	1955-56, 1960-61	Rivera, German	1990
Ramirez, Hector	2000	Rivera, Luis	1986-87
Ramirez, Yefry	2019	Rivera, Manuel "Jim"	1962
Ramirez, Yohan	2022	Rivera, T.J.	2021
Ramos, Jhonathan	2014	Roach, Jason	2003, 2005
Ramos, Pedro	1969	Roach, Jason	2006
Ramsey, Fernando	1994	Roberge, Bertrand "Bert"	1985-86
Randa, Joseph "Joe"	2006	Roberge, Joseph "Skippy"	1946
Randazzo, Joseph	1956	Roberts, Austin	2021
Ratledge, Logan	2018	Roberts, Christopher "Chris"	2001
Raudman, Robert	1968	Robertson, Claude	1925
Rawley, Shane	1977	Robertson, James	1905
Ray, ***	1926	Robertson, Richard "Rich"	1999
Raymundo, Gregg "G.J."	2005	Robertson, William	1911-12
Reames, William "Britt"	2006	Robinson, Kerry	1999
Redus, Gary	1982	Robinson, Ron	1983
Reed, Darrell "Chris"	1997	Robinson, Scott	1993
Reed, Darren	1992	Robinson, Trayvon	2019
Reed, Jeffrey	1987-88	Rodemoyer, Howard	1953-56
Reed, Richard "Rick"	1994-95	Rodriguez, Endy	2022
Reese, Calvin "Pokey"	1995-97	Rodriguez, Felix	1997
Regalado, Rudy	1953, 1955-56	Rodriguez, Joshua "Josh"	2011
Regan, Stephen	1915	Rodriguez, Nerio	2006
Reh, Walter "Wally"	1919-26	Rodriguez, Ricardo	2007
Reichert, Daniel "Dan"	2004, 2008	Rodriguez, Richard	2018-19
Reid, Earl	1942-43, 1946	Rodriguez, Sean	2018
Reid, Justin	2005	Rodriguez, Wandy	2013
Reid, Ryan	2013	Rogers, Brian	2006-08
Reidy, William	1905	Rogers, Jason	2016-17
Reilly, Alexander "Duke"	1912-17, 1919-20	Rogers, Stanley "Packy"	1942
Reith, Brian	2005	Rogge, Clinton	1916-22
Remlinger, Michael "Mike"	1995-96	Rohrmeier, Dan	1995
Renteria, Richard "Rick"	1991	Roig, Anton	1962
Restelli, Dino	1950, 1952	Rojas, Mel (Jr.)	2014-16
Retzer, Kenneth	1960	Rojas, Melquiades "Mel" (Sr.)	1990-92
Revering, David	1974-77	Romano, John	1957-58
Reyes, Alfredo	2018-19	Romano, Thomas "Tom"	1986-87
Reyes, Denny	1998	Romero, Delbinson	2015
Reyes, Gilberto	1989-90	Romero, Enny	2018
Reyes, Joseph "Jo-Jo"	2012	Rondon, Jorge	2016
Reyes, Milver	2007	Roof, Eugene	1984
Reyes, Pablo	2018-19	Roomes, Rolando	1990
Reynolds, ***	1929	Roper, John	1993-95
Reynolds, Arthur	1926	Ropiequet, ***	1924
Reynolds, Bryan	2019	Roque, Rafael	2000
Reynolds, Jeffrey	1987	Roscoe, John "Mike"	1945
Rhabe, Nicholas	1944	Rose Jr., Pete	1997-98
Rhein, Ralph	1935	Roseboro, Stanley	1958
Rhodes, H.H.	1916	Rosenbaum, Glen	1957-58, 1962-63
Ribant, Dennis	1969	Rosenberg, Harry	1931-34
Rich, Woodrow	1942-46	Rosenthal, Lawrence	1947
Richard, Christopher "Chris"	2006	Roser, Emerson	1946
Richard, Clayton	2015	Ross, Chester "Chet"	1946
Richard, Lee	1972	Ross, David	2005
Richards, Thomas	1959-60	Roth, Francis	1905
Richardson, Antoon	2016	Rothgeb, Claude	1906
Richardson, Clifford	1939-40	Rothschild, Lawrence "Larry"	1977-80
Richardson, Martin	1966	Rowe, Thomas	1966
Ricketts, David	1965	Rowell, Joe	1951
		Ruberto, John "Sonny"	1971-76
		Rubilotta, Andrew "Rube"	1967

ORGANIZATION

2023 INDIANS

IL & OPPONENTS

2022 REVIEW

PIRATES

HISTORY

GENERAL

# ALL-TIME ROSTER

ORGANIZATION

2023 INDIANS

IL & OPPONENTS

2022 REVIEW

PIRATES

HISTORY

GENERAL

Rubio, Jorge	1968
Ruddell, Michael	1972, 1974
Rudolph, Frederick "Don"	1957-58, 1961
Rue, Mel	1951-52
Ruffcorn, Scott	1998
Ruffin, Johnny	1993, 1995
Ruiz, Hiraldo "Chico"	1961
Runk, George	1972
Runzler, Dan	2017
Rusch, Glendon	2003
Rushe, Charles	1948
Rushford, James "Jim"	2002-03
Ruskin, Scott	1993
Russell, A.E. "Reb"	1926-29
Russell, Jeffrey	1983
Ryan, B.J.	1999
Ryan, John "Blondy"	1930
Ryan, Michael	2007
Ryan, Robert	1991
Ryder, Brian	1982-83

## - S -

Sabena, Michael	1944
Sabo, Christopher "Chris"	1996
Sabol, Blake	2022
Sadler, Casey	2013-15, 2017-18
Sadler, Raymond "Ray"	2005-06
Sadowski, Robert	1967
Saffell, Tom	1948-51
Sager, Anthony "A.J."	1999
Sagers, Robert	1959
Salas, Marino	2008
Salazar, Argenis "Angel"	1984, 1990
Salazar, Jeffrey "Jeff"	2009
Salkeld, Roger	1995, 1997
Salkeld, William	1947
Salzano, Gennaro "Jerry"	1999
Sampen, William	1991-92
Sampson, Adrian	2014-15
Sanchez, Alexis "Alex"	2001
Sanchez, Angel	2015, 2017
Sanchez, Frederick "Freddy"	2007
Sanchez, Jorge "Tony"	2012-15
Sanchez, Romulo	2008-09
Sanchez, Yuri	1996
Sanders, Reginald "Reggie"	1996-97
Sands, Gerald "Jerry"	2013
Santana, Edgar	2016-17
Santana, Ruben	1996
Santangelo, F.P.	1992
Santiago, Jose	1954-55
Santo Domingo, Rafael	1978, 1980
Santos, Adalberto	2014
Santos, Omir	2014
Santos, Victor	2004, 2006
Santovenia, Nelson	1985-86, 1988, 1990-91
Sarmiento, Manuel "Manny"	1976-77, 1979
Sasser, Robert "Rob"	2002
Sattler, William	1984
Sauveur, Richard	1988-90, 1993-95, 1998
Scahill, Robert "Rob"	2015-16
Scala, Gerald	1949
Scanlan, Robert "Bob"	2000
Scarborough, Stephen "Steve"	2002-04
Scarce, Guerrant "Mac"	1975-77
Schacker, Harold "Hal"	1945
Schaffer, Jimmie	1968
Schang, Robert	1916-18
Schardt, Wilbur "Big Bill"	1913-15
Schatzeder, Daniel	1985
Schemanske, Frederick	1925, 1927
Scherrer, William "Bill"	1982
Schlereth, Daniel	2014
Schlitzer, Victor "Biff"	1911-12
Schlueter, Norman	1942-44
Schmandt, Raymond	1924-25
Schmidt, David	1991
Schmidt, Robert	1961
Schmutte, John	1923
Schneck, David	1975-76
Schreiber, Henry	1920-22, 1925-26

Schugel, Andrew "A.J."	2016-18
Schuler, David	1984
Schulte, Fred	1944
Schultz, Bo	2018
Schupp, Charles	1946
Schupp, Ferdinand "Ferdie"	1926-29
Schwartz, William	1905
Schwind, Jonathan	2016
Score, Herb	1952, 1954, 1962-63
Scott, Gary	1993
Scott, LeGrant	1938-41
Scudder, William "Scott"	1995
Scutaro, Marco	2000-01
Seabolt, Scott	2003
Seale, Johnny	1966-67
Seaton, Tom	1916
Sebra, Robert	1986, 1988
Secrist, Donald	1968
Seeds, Robert "Suitcase Bob"	1942
Seibert, ***	1902
Seitz, Charles	1911
Selby, Colin	2022
Sell, Donald "Chip"	2001
Sellers, Justin	2015
Sellers, Rick	1994-95
Sembera, Carroll	1972
Serafini, Daniel "Dan"	2001
Service, Scott	1991-97
Severino, Atahualpa	2013
Seward, Walter	1954
Seyfried, Gordon	1966
Shackelford, Aaron	2022
Shackelford, John	1918
Shannon, Maurice "Red"	1926
Sharp, James	1935-37, 1939-40
Sharpe, Chris	2021
Sharpless, Joshua "Josh"	2006-07
Shartzler, Phillip	1961
Shaw, Al	1909
Shea, Patrick "Red"	1922
Sheehan, Dan	1902
Sheets, Ben	2000-01
Sheldon, Roland "Rollie"	1968
Sheldon, Scott	2004
Shemo, Stephen	1945-46
Shepherd, Ronald	1987-88
Sherlock, John	1934
Sherlock, Vincent	1934-38
Shevlin, James	1934
Shines, Razor	1984-89, 1991-93
Shinners, Ralph	1920-21
Shiple, Joe	1962-64
Shirley, Steven	1988
Shiver, Ivey	1936
Shokes, Edward	1941
Shoppach, Kelly	2013
Short, Chris	1960
Short, William	1969
Shoun, Clyde	1949
Shreve, Chasen	2021
Shuck, JB	2019
Shupe, Vincent	1945-46
Sicking, Edward	1921-27, 1930
Siebert, Richard	1922-23
Siegle, John	1907
Siever, Ed	1908
Sigafoos, Francis	1931-34
Silva, Mark	1986
Simmons, Pat	1930
Simons, Douglas	1992
Simpson, Harry	1954, 1962-63
Simpson, Wayne	1969, 1971-72
Sinatro, Gregory	1975
Sindlinger, Ralph	1926
Singleton, Bert "Elmer"	1946
Sinovic, Richard	1949
Sipple, Charles	1952
Sisti, Sebastian	1946
Sivess, Peter	1940-41

## ALL-TIME ROSTER

Skelley, William	1942	Stewart, James	1967
Skidmore, Leo	1929	Stewart, Paul	2004-05
Skidmore, Robert "Roe"	1972-73	Stillwell, Kurt	1994-95
Skizas, Louis	1961	Stirnweiss, George "Snuffy"	1952
Skogan, Thor	1973	St. Laurent, James	1990
Skrehot, Shaun	2005	Stockstill, David	1991
Slack, William	1959	Stokes Jr., Troy	2021
Slagle, Walter "Walt"	1907-10	Stoll, Richard	1984-86
Slape, Gregg	1971-72	Stoneham, John	1935
Slaten, Douglas "Doug"	2012	Stout, Allyn	1944
Slocum, Brian	2009	Stout, Eric	2022
Smith, Alphonse "Fuzzy"	1952-53	Straker, Les	1990
Smith, Bobby	2002	Strange-Gordon, Dee	2021
Smith, Bobby Lee	1960	Stratton, Chris	2019
Smith, Brick	1989	Stratton, Hunter	2021-22
Smith, Carlos	1909	Strickland, Scott	2006
Smith, Charles	1962-63	Striker, Wilbur "Jake"	1955, 1962
Smith, George A.	1924	Strobel, Fred	1950-51
Smith, George S.	1931-32	Stroner, James	1929
Smith, Gregory	1995	Strong, Joseph "Joe"	2002
Smith, James	1920	Stroud, Edwin	1966-67
Smith, Joshua "Josh"	2016	Stryker, Sterling "Dutch"	1920-21
Smith, Mark	2003	Stull, Everett	2000, 2002
Smith, Michael	1986-88	Stynes, Christopher "Chris"	1997
Smith, Robert	1938	Sues, Jeffrey "Jeff"	2009
Smith, Sean	2009	Suiter, Jerrick	2018
Smith, Travis	2000	Sullivan, Denny	1912
Smith, Willie	1971	Sullivan, William "Scott"	1995-97
Smith-Nijgba, Canaan	2021-22	Sulser, Beau	2021-22
Smoker, Josh	2018	Summers, Ed	1907
Snell, Ian	2005, 2009	Summers, John "Champ"	1978
Snelling, Christopher "Chris"	2009	Susac, Andrew	2021
Snider, Travis "Lunchbox"	2013, 2015	Sutthoff, John	1902
Snopek, Christopher "Chris"	1999	Sutton, Stephen "Drew"	2012
Snyder, Jim	1958-61	Suwinski, Jack	2022
Snyder, John	2000-01	Swaggerty, Travis	2021-22
Snyder, Robert	1927	Swander, Edward "Pinky"	1904-05
Solis, Ricardo	1992	Swanson, Stanley	1968-70
Solis, Roman "Ali"	2013	Sweeney, Darnell	2019
Solomon, Peter	2022	Sweeney, Mark	1999-01
Sorensen, Einar	1939	Sweiger, Carroll "Bill"	1948
Sorensen, Lary	1986-87	Swetonic, Stephen "Steve"	1927-28
Soriano, Dewey	1947	Syngel, Emil	1960
Soto, Mario	1977-79	Szyzewski, Edward	1957
Sovern, Jeffrey	1976, 1978		- T -
Speece, Byron	1926-29	Tabaka, Jeffrey "Jeff"	1997
Spencer, ***	1922	Tabata, Jose	2009-15
Spencer, Albert	1909-10	Taillon, Jameson "Jamo"	2013, 2016-17
Spencer, George	1956-57	Taitt, Doug	1932
Spencer, Hubert "Tom"	1972-76	Talbot, Fred	1963-64
Spencer, Roy	1928	Tamsett, James	1903
Spilman, William "Harry"	1978-79	Tam Sing, Itrace	2016
Spradlin, Jerry	1993-94, 1996	Tarasco, Anthony "Tony"	1998
Sprague, Edward	1971	Taubenheim, Ty	2008-09
Sprague, Gary	1972	Tauscher, Walt	1942-43
Sprinz, Joseph	1929-30, 1934-35	Taylor, Ben	1952
Staeble, Marvin	1964-67	Taylor, Bruce	1974-75
Stairs, Matt	1992	Taylor, Charles "Chuck"	1967
Stallings, Jacob	2016-19	Taylor, Dan	1936-38
Stansberry, Craig	2005-06	Taylor, Dwight	1988
Stanton, ***	1926	Teachout, Arthur "Bud"	1929
Starkel, Conrad	1905	Tejada, Wilfredo	1987-88
Starr, Raymond	1941	Tejada, Moises "Oscar"	2013
Staucet, Frank	1942, 1946	Tejera, Michael	2007
St. Claire, Randy	1984-88	Terdoslavich, Joey	2017
Steele, Robert	1919	Terry, Lazaro "Chico"	1959-60
Steels, James	1989-90	Tesmer, Bernard	1927
Stefero, John	1987	Tessmer, Jay	2001
Steiner, James	1942	Teut, Nathan "Nate"	2003
Stelmaszek, Richard	1972	Theobald, Ronald	1970
Stenhouse, Michael	1984	Therneau, David "Dave"	1999
Steph, Rodney "Rod"	1998	Thielman, John "Jake"	1906, 1910
Stephens, Glen "Gene"	1963, 1965	Thomas, Carl	1958-60
Stephenson, Jackson "Riggs"	1925-26, 1935	Thomas, Justin	2010-11
Stevens, DeWain "Lee"	2003	Thomas, Myles	1935
Stevens, Ed	1950-51	Thomas, Valmy	1960
Stewart, Charles "Tuffy"	1913	Thomas, William	1931-34
Stewart, Chris "Stew"	2014-15	Thompson, Aaron	2011
Stewart, Cory	2005	Thompson, John	1925-26
Stewart, Hector "Tito"	1991	Thompson, Kevin	2008



# ALL-TIME ROSTER

ORGANIZATION

2023 INDIANS

IL & OPPONENTS

2022 REVIEW

PIRATES

HISTORY

GENERAL

Thompson, Mark	1999	Vassie, Louis	1962-63
Thompson, Michael P.	2008	Vaughn, Fred	1939, 1943
Thompson, Michael W.	1976	Veach, Robert	1912
Thompson, Richard C.	2005-06	Veal, Donald "Donnie"	2009-11
Thompson, Richard N.	1989-90	Veal, Orville "Coot"	1964
Thompson, Ryan	2002	Velandia, Jorge	2005
Thoney, John "Bullet Jack"	1905	Venable, William "Max"	1984-85
Thornton, Zachary "Zack"	2013-14	Vera, Eduardo	2019
Tibbs, Jay	1987	Veras, Wilton	2003
Tiefenthaler, Verle	1963	Vickery, Lou	1966
Timmons, Osborne "Ozzie"	1997-98	Vico, George	1952
Tinney, Roy	1957	Vieaux, Cam	2019, 2021-22
Tinning, Lyle "Bud"	1936	Villone, Ronald "Ron"	1999
Tinsley, Lee	1999	Vinson, Rube	1906
Tipple, Dan	1915	Viola, Frank	1995
Tising, John	1933-34, 1938	Vitter, James	1952
Tolar, Kevin	1998-99	Vogelsong, Ryan	2006, 2016
Toliver, Freddie	1982-83	Volstad, Christopher "Chris"	2015
Tolleson, Jim	1953-54	Volz, Jacob	1903
Tolman, Mitchell	2019	Von Eps, Robert	1967
Tom, Ka'ai	2021	Voss, William	1966-67
Tomanek, Richard	1953-56	Voyles, Virgil	1919
Tomko, Brett	1997, 1999	Vukovich, John	1975
Tomlin, David	1971-73, 1982, 1986-87	- <b>W</b> -	
Tompkins, Ronald "Stretch"	1968	Waddell, Brandon	2018-19
Toregas, Wyatt	2011	Waddell, Thomas "Tom"	1988-89
Toribio, Noe	2022	Wade, Benjamin	1941
Torres, Angel	1977-80	Wade, Galeard "Gale"	1954
Torres, Salomon	2007	Wade, Jacob	1941
Tosheff, Bill	1952	Wagner, Edward "Ed"	1904
Tost, Louis	1947	Wainhouse, David	1991-92
Toth, Paul	1967	Wakefield, Howard	1908-09
Tovar, Edgar	1992	Waldron, Tyler	2014
Towle, Justin	1996	Waldrop, Steven "Kyle"	2013
Tracy, James "Jim"	1993	Walker, Charles "Frank"	1925
Traffton, Todd	1995	Walker, Curtis	1931-32
Treichel, Albert	1946	Walker, Duane	1980-82
Trexler, Frank	1943	Walker, Larry	1989
Trosky, Harold "Hal"	1958-60	Walker, Michael "Mike"	1997-98
Trouppe, Quincy	1952	Walker, Neil	2007-10, 2013
Trout, Paul "Dizzy"	1935-36	Wall, Joshua "Josh"	2014-15
Truby, Christopher "Chris"	2006-07	Wallace, James "Lefty"	1945-46
Tsitouris, John	1961, 1968	Wallen, Norman	1945
Tsutsubo, Yoshi	2022	Walsh, James C.	1927
Tubbs, Gregory	1993	Walsh, James "Junior"	1947-49
Tucker, Cole	2019, 2021-22	Walsh, Joseph	1911
Tucker, Ollie	1930	Walsh, Robert	1935
Tufts, Bob	1983	Walters, Lew	1903
Turchin, Edward	1946	Ward, Edgar "Rusty"	1974
Turner, Earl	1948-52	Ward, John	1970
Turner, Glenn	1924	Warren, Brian	1994-96
Turner, James	1933-36	Warstler, Harold "Rabbit"	1927-30
Tyler, Brad	2000	Wasdell, James	1938
- <b>U</b> -		Wasdin, John	2007
Uecker, Robert "Bob"	1960	Washington, Vernon	1934
Underwood, Patrick	1983	Watkins, William "Pat"	1997-98
Underwood Jr., Duane	2022	Watson, Anthony "Tony"	2011
Upton, Bill	1953	Watts, Kristopher "Kris"	2011-12
- <b>V</b> -		Wayne, Gary	1988
Valdespino, Hilario "Sandy"	1961	Weatherly, Cyril "Roy"	1946-49
Valdez, Cesar	2011	Weaver, Arthur	1905-06
Valdez, Sergio	1987-89, 1992	Weaver, Harry	1921-22, 1926
Valdez, Trovin	1996	Webb, Cleon "Lefty"	1911
Valdivielso, Jose	1957, 1963-64	Webster, Raymond	1960
Valle, John	1978-79	Weibel, Clint	2004
Van Alstyne, Clay	1930	Weiman, Blake	2019, 2021-22
Van Benschoten, John	2006-08	Weinert, Philip	1934
van den Hurk, Rick	2012	Weis, Albert	1962
Vander Meer, Johnny	1940	Weiss, Erich	2017-19
Vander Wal, John	1990-91	Welch, Rodolfo	1967
Van Dusen, Fred	1960	Welker, Matthew "Duke"	2012-14
Van Every, Jonathan	2010	Wells, Leo	1950
Vangilder, Elam	1932	Welsch, Ronald	1969-70
Van Gorder, David	1980-83	Welsh, Christopher	1984
VanMeter, Josh	2022	Wentz, Walter	1911-12
Varsho, Gary	1993	Wentzel, Stanley	1945-47
Vasquez, Andy	2015	Werner, Donald	1975-80
Vasquez, Marcos	1995	West, Richard	1940
Vasquez, Pedro	2019	Westerzil, George "Tex"	1912
Vasquez, Virgil	2009	Wetzel, Cecil	1913

## ALL-TIME ROSTER

Wheeler, George	1913	Woods, Ron	1962
Whelan, James	1913	Woodward, ***	1926
Whelan, Thomas	1922-24	Woolard, Glenn	2004
White, Gabriel "Gabe"	1996-97	Workman, Charles	1947
White, Harry	1904	Works, Ralph	1913
White, Kirby	1911	Worley, Vance "Vanimal"	2014-15
White, Ray	1931-34	Worth, ***	1928
Whitehouse, Charles	1920-21	Worthington, Allan "Red"	1962
Whiteside, Matthew "Matt"	2006	Worthington, Craig	1995
Whitmore, Darrell	1999	Wright, Clifton "Red"	1934-35
Wickander, Kevin	1993	Wright, George	1986
Wickland, Albert	1916-17	Wright, Henderson "Ed"	1945
Wieczorek, Chester "Chet"	1946	Wright, Jamey	2000, 2002-03
Wigginton, Ty	2005	Wright, Steven	2021
Wilcox, Milton	1970-71	Wrona, Richard "Rick"	1994
Wilk, Adam	2014	Wyatt, Joseph	1926-27
Wilkie, Aldon "Lefty"	1947		
Wilkie, Frank	1944-45	<b>- Y -</b>	
Wilks, Theodore "Cork"	1953-55	Yajure, Miguel	2021-22
Willard, Gerald "Jerry"	1992	Yancy, Hugh	1977
Williams, Charles	1957-58	Yde, Emil	1928
Williams, Dallas	1982-83, 1985-87	Yerkes, Stephen	1917, 1919, 1922-23
Williams, Ed	1912	Yoke, Kenneth	1958
Williams, George	1964	Yost, Edgar "Ned"	1985
Williams, Gus	1918	Yoter, Elmer	1925-27, 1931
Williams, Jackson	2017-18	Youman, Shane	2006-07
Williams, James	1968	Youmans, Floyd	1985, 1988
Williams, Jason	1998-99	Young, Bryan "Pete"	1992
Williams, Kenneth	1991	Young, Gerald	1993
Williams, Matt	2001	Young, Kip	1980-82
Williams, Otto	1906-12	Young, Robert A.	1972-73
Williams, Thomas	1902-04	Young, Robert G.	1955-56
Williams, Todd	1997-99	Youngblood, Joel	1973-75
Williams, Trevor	2016, 2019		
Williams, Woodrow	1947	<b>- Z -</b>	
Williamson, Scott	1998	Zachry, Patrick	1974-75
Willis, Joseph	1913-16	Zagurski, Michael "Mike"	2013
Willis, Ronald	1966	Zalusky, John	1905
Willis, Vis	1914	Zambrano, Victor	2007
Wilshusen, Terry	1973	Zientara, Benedict	1940-41
Wilson, ***	1927	Zoccolillo, Peter "Pete"	2003
Wilson, Brandon	1995-97	Zuber, Jon	2002
Wilson, Bryse	2022	Zuverink, George	1952-53
Wilson, Craig	2005, 2008	Zwilling, Edward "Dutch"	1916-20
Wilson, Daniel	1993		
Wilson, Eli	2021		
Wilson, Grady	1949		
Wilson, Jack	2008-09		
Wilson, James	1990		
Wilson, John	1939-40		
Wilson, Joshua "Josh"	2008		
Wilson, Justin	2011-12		
Wilson, Nigel	1995		
Wilson, Robert M.	1952		
Wimberly, Corey	2011		
Winchester, Scott	1997-98		
Wine, Robert	1989		
Wingard, Ernest	1932-34		
Winkles, Bobby	1958		
Winningham, Herman	1985-86, 1988		
Winston, Darrin	1991		
Wint, Preston	1944		
Wise, Brett	1983		
Wise, Matthew "Matt"	2004		
Wisner, John "Jack"	1926-27		
Wohlens, Mark	1999		
Wolf, Louis	1919-20		
Wolf, Paul	1930-31		
Wolf, Walter "Lefty"	1928-30		
Wolfe, Harry	1940		
Wolfe, Laurence "Larry"	1981		
Wolff, Roger	1932		
Womack, Horace "Dooley"	1970		
Wood, Blake "Woody"	2015		
Wood, Eric	2017-19		
Wood, Howard	1967		
Wood, Timothy "Tim"	2011-12		
Woodruff, Orville	1902-03, 1911-13		
Woods, George "Pinky"	1946-47		
Woods, James J.	1960		

ORGANIZATION

2023 INDIANS

IL & OPPONENTS

2022 REVIEW

PIRATES

HISTORY

GENERAL

## Indians Athletic Training Staff

Athletic Trainer	Year(s)
Ahrens, Justin	2021
Anderson, Paul	2000-02
Austin, Rich	1967
Battaglia, Al	1970
Bell, Jim	1969, 1971-73
Brooks, Tyler	2022
Cole, Bill	1968
Garrett, Lee	1982-83, 1985-86
Housand, Bryan	2011-15
McClain, Ron	1973-79
McCormack, Tim	1987-89
Ministral, Jose	2005, 2007-09
Palmer, Jason	2006
Paxson, Jeff	2002-04
Pierce, James "Hump"	1924-?, 1934-52
Porter, Jeff	1984
Pribyl, Thomas	2010
Prophet, Mert	1952-56
Saad, Charley	1959-66
Scott, Dru	2017-19
Slagle, Lee	2016, 2021
Spinosa, John	1990-92
Tunis, Angelo "Tiny"	1957-58
Young, John	1980-81, 1993-99

## Indians Strength &amp; Conditioning Staff

S&C Coach	Year(s)
Burr, Alan	2017-19, 2021-22
Casula, Kevin	2005
Leva, Furey	2016
Malik, Mubarak	2006-2010
Uihlein, Chad	2011
Wagner, Adam	2012-13
White, Ricky	2014-15



Alan Burr has spent each of the last five seasons (2017-19, 2021-22) as the Indians' strength and conditioning coach.

**Principal Owners**

1887	Louis Newberger
1888	John Brush
1890	John Martin
1892	John Brush
1894	John Brush and William Schmidt
1897	William Schmidt, W.P. Golt and William H. Watkins
1900	William H. Watkins
1901	William H. Watkins and Charles Ruschaupt
1904	Charles Ruschaupt
1913	Sol Meyer and Sol Kiser
1914	James C. McGill and William G. Smith, Sr.
1917	James C. McGill
1921	William G. Smith, Sr.
1928	James A. Perry
1929	Norman Perry
1942	Frank E. McKinney and Owen J. Bush
1952	Cleveland Indians
1956-	Broad-based "community" ownership (Indians, Inc.)

**Federal League Teams**

1913	John A. George
1914	James A. Gilmore and J. Edward Krause

**Indians Inc. Officers**

**Chairman of the Board**

Frank E. McKinney, Sr.	Jan. 30, 1956 - April 19, 1968
Louis S. Hensley, Jr.	April 19, 1968 - Feb. 3, 1972
Henry B. Blackwell	Feb. 3, 1972 - Jan. 22, 1975
Thomas M. Beaven	Jan. 22, 1975 - May 9, 1978
Henry R. Warren, Jr.	May 9, 1978 - June 19, 1986 & May 11, 1988 - Aug. 14, 1997
Max B. Schumacher	June 20, 1986 - May 11, 1988 & Aug. 14, 1997 - Nov. 16, 2016
	Nov. 16, 2016 - present

**Vice Chairman of the Board**

Thomas M. Beaven	Feb. 3, 1972 - Jan. 22, 1975
Henry R. Warren, Jr.	Jan. 22, 1975 - May 9, 1978
Alan R. Kimbell	Feb. 12, 2007-Feb. 7, 2022
*Mary Y. Marsh	Feb. 7, 2022 - present

**President**

Owen J. Bush	Nov. 19, 1955 - Jan. 28, 1969
Max B. Schumacher	April 15, 1969 - Nov. 2016
*Randy Lewandowski	Nov. 16, 2016 - present

**Secretary**

Albert H. Schlensker	Nov. 19, 1955 - June 16, 1957
David M. Lewis	June 24, 1957 - Dec. 17, 1964
Robert B. Weimer	Nov. 17, 1965 - Dec. 19, 1968
John A. Alexander	Dec. 19, 1968 - June 19, 1986
Glenn Ray	June 20, 1986 - Feb. 18, 1987
Max W. Hittle, Jr.	Feb. 18, 1987 - Feb. 7, 2022
Mike Messaglia	Feb. 7, 2022 - present

**Treasurer**

Robert B. Weimer	Nov. 19, 1955 - May 1, 1968
Terry J. Stewart	May 1, 1968 - Dec. 19, 1968
Glenn Ray	Dec. 19, 1968 - Oct. 16, 1992
Alan R. Kimbell	Oct. 29, 1992 - Feb. 7, 2022
*Mary Y. Marsh	Feb. 7, 2022 - present

\*Indicates active officer

**Franchise's Stadiums**

**Indianapolis Indians**

1887	Athletic Park	16th St. & Capitol
-	Bruce Park	21st St. & College
1892	Ohio Street Park	East Ohio & Oriental
1902-04	(East) Washington Park	East Wash. & Gray
1905-8/19/31	(West) Washington Park	1000 West Wash.
9/5/31-1/20/42	Perry Stadium	1501 West 16th St.
1/21/42-8/29/67	Victory Field*	" "
8/30/67-7/3/96	Owen J. Bush Stadium*	" "
7/11/96-	Victory Field	501 West Maryland St.

\*Renamed only

**Federal League Teams**

1913	Riverside Park	29th St. & Riverside
1914	-	Kentucky Ave. & South St.

**Indians Spring Training Sites**

1907	French Lick, Ind.	1937	Bowling Green, Ky.
1910	Series of exhibition games in Texas	1938-41	Bartow, Fla.
1911-12	Mount Jackson, Ind. and Indianapolis	1942	Cocoa Beach, Fla.
1914	Hot Springs, Ark.	1943-45	Bloomington, Ind.
1915	San Diego, Calif.	1946	Deland, Fla.
1916-17	Albany, Ga.	1947	Leesburg, Fla.
1918	Hattiesburg, Miss.	1948	Victoria, Texas
1920	St. Petersburg, Fla.	1949-50	New Orleans, La.
1921	Crowley, La.	1951	Kissimmee, Fla.
1922	Marlin, Texas	1952-56	Daytona Beach, Fla.
1923	Bogalusa, La.	1957-60	Hollywood, Fla.
1924-25	Plant City, Fla.	1961	Tampa, Fla.
1926	Hot Springs, Ark.	1962	Hollywood, Fla.
1927	Sanford, Fla.	1963-67	Sarasota, Fla.
1928	Plant City, Fla.	1968-83	Tampa, Fla.
1929-32	Sarasota, Fla.	1984-92	Lantana, Fla.
1933	French Lick, Ind.	1993-97	Plant City, Fla.
1934	Evansville, Ind.	1998-99	Sarasota, Fla.
1935	Mayfield, Ky.	2000-04	Phoenix, Ariz.
1936	Wauchula, Fla.	2005-	Bradenton, Fla.

All-Time Managerial Records



Manager	Seasons	Win	Loss	Pct.
1. J.C. Hendricks	1914-17, 1919-23	764	691	.525
2. Vern Rapp	1969-75	513	452	.532
3. Dean Treanor	2011-16	471	393	.545
4. Wade Killefer	1933-37, 1941	455	462	.496
5. C.C. Carr	1906-10	370	419	.469
6. Owen "Donie" Bush	1924-26, 1943-44	365	300	.549
7. Dave Miley	1996-99	314	261	.546
8. Trent Jewett	2005-08	292	282	.509
9. Al Lopez	1948-50	278	182	.604
10. Kerby Farrell	1954-56	254	205	.553
11. Bruno Betzel	1927-29	247	254	.493
12. Joe Sparks	1986-88	243	179	.576
13. Marc Bombard	1993-95	240	190	.558
14. Roy Majtyka	1977-79	217	190	.533
15. Brian Esposito	2018-19, 2021	200	208	.490
16. William Burwell	1945-46	178	128	.582
17. *William Watkins	1902-03	173	105	.622
18. Les Moss	1964, 1966	169	137	.552
19. Walker Cooper	1958-59	158	158	.500
20. Emmett McCann	1931-32	150	132	.532
21. Don Gutteridge	1951, 1967	144	155	.482
22. Frank Kremlbas	2009-10	141	146	.491
23. Cecil Cooper	2003-04	130	156	.455
24. Pat Kelly	1991-92	129	107	.547
25. Ray Schalk	1938-39	128	117	.522
Jim Beauchamp	1980-81	120	151	.443
Bob "Buck" Rodgers	1984	91	63	.591
James Burke	1911-12	91	111	.450
Luke Appling	1962	89	58	.605
Tom Runnels	1989	87	59	.596
Rollie Hemsley	1963	87	67	.565
Ellis "Cot" Deal	1961	86	64	.573
George Tebbetts	1953	82	72	.532
John Corriden	1930-31	82	121	.404
Steve Smith	2000	81	63	.563
Andy Barket	2017	79	63	.556
Charles "Gabby" Hartnett	1942	76	78	.494
George Scherger	1982	75	61	.551

(Continued next page)

\*William Watkins also managed the 1895-97, 1900 and 1901 Indianapolis teams of the Western League, American League and Western Association, respectively. Along with his 1902-03 Indians teams, he compiled a record of 556-382 (.593) in Indy.

INDIANS' 400-WIN CLUB (by Win PCT)

Manager	Win	Loss	Pct.
1. Dean Treanor	471	393	.545
2. Vern Rapp	513	452	.532
3. J.C. Hendricks	764	691	.525
4. Wade Killefer	455	462	.496



Dean Treanor (left) and Vern Rapp (right) rank first and second, respectively, in win percentage among Indians managers with at least 400 career victories.

# INDIANAPOLIS INDIANS MANAGERS

## All-Time Managerial Records (cont.)

Manager	Seasons	Win	Loss	Pct.
Eugene DeSautels	1952	75	79	.487
Miguel Perez	2022	74	75	.497
James Brown	1947	74	79	.484
Andy Cohen	1957	74	80	.481
George Noga	1965	70	78	.473
E.G. Barrow	1905	69	83	.454
William Phillips	1904	69	85	.448
Mike "M.J." Kelly	1913	68	99	.407
Ed Romero	2002	67	76	.469
Wendell Kim	2001	66	78	.458
Don Zimmer	1968	66	78	.458
Roy Hartsfield	1983	64	72	.471
Jim Snyder	1976	62	73	.459
Felipe Alou	1985	61	81	.430
Tim Johnson	1990	61	85	.418
Wes Griffin	1939-40	60	67	.472
Mike "Bernard" Kelly	1944	55	79	.410
Napoleon Lajoie	1918	41	34	.547
Jewell Ens	1940	36	46	.439
Ted Beard	1960	35	50	.412
John Hutchings	1960	30	39	.435
Jerry Manuel	1991	29	22	.569
Charles O'Leary	1912	23	45	.338
Charles O'Day	1912	20	43	.317

## MANAGER OF THE YEAR AWARDS

Year	Manager	League	Record/Div. Finish	Playoff Results
1954	*Kerby Farrell	American Association	95-57/1st	Def. Minneapolis, 4-2 Lost to Louisville, 4-1
1956	*Kerby Farrell	American Association	92-62/1st	Def. Minneapolis, 4-3 Def. Denver, 4-0 Def. Rochester, 4-0
1961	Ellis "Cot" Deal	American Association	86-64/1st	Lost to Houston, 4-1
1962	Luke Appling	American Association	89-58/1st	Lost to Louisville, 3-0
1963	**Rollie Hemsley	International League	86-67/1st	Def. Atlanta, 1-0 (Southern Div. Title) Def. Syracuse, 4-1 Def. Atlanta, 4-1
1971	Vern Rapp	American Association	84-55/1st	Lost to Denver, 4-3
1974	Vern Rapp	American Association	78-57/1st	Lost to Tulsa, 4-3
1982	***George Scherger	American Association	75-61/1st	Def. Omaha, 4-2
1984	*Buck Rodgers	American Association	91-63/1st	Lost to Louisville, 4-2
1986	*Joe Sparks	American Association	80-62/1st	Def. Denver, 4-3
1987	Joe Sparks	American Association	74-64/3rd	Def. Louisville, 3-2 Def. Denver, 4-1
1988	#*Joe Sparks	American Association	89-53/1st	Def. Omaha, 3-1 Def. Rochester, 4-2
1989	Tom Runnells	American Association	87-59/1st	Def. Omaha, 3-2 Def. Richmond, 4-0
1994	Marc Bombard	American Association	86-57/1st	Def. Louisville, 3-0 Def. Nashville, 3-1
1995	#Marc Bombard	American Association	88-56/1st	Lost to Louisville, 3-0
1997	Dave Miley	American Association	85-59/2nd	Lost to Buffalo, 3-2

### League Championship in Bold

\*The Sporting News Minor League Manager of the Year (awarded annually from 1936-2005)

\*\*In 1963, the International League Manager of the Year Award did not exist (awarded annually from 1967-present); however, Rollie Hemsley was named The Sporting News Minor League Manager of the Year


\*\*\*In 1982, George Scherger was not named American Association Manager of the Year but was named The Sporting News Minor League Manager of the Year

#Baseball America Minor League Manager of the Year (awarded annually from 1981-present)



**GENERAL**

# VICTORY FIELD SEATING CHART



**“It’s a beautiful ballpark, and  
it’s part of one of the best sports  
downtowns anywhere in America...”  
- Bob Costas**

## VICTORY FIELD PROFILE

<b>Location</b> .....	501 West Maryland St., 46225	<b>Contractor</b> .....	Hagerman Construction Corporation
<b>Seating Capacity</b> .....	Approximately 13,750	<b>Grand Opening</b> .....	July 11, 1996
Box Seats.....	7,064	Attendance.....	14,667
Reserved Seats.....	3,899	Result.....	<b>Loss:</b> Indianapolis Indians 3 Oklahoma City 89ers 5
Lawn.....	2,000	<b>Largest Crowd</b> .....	July 22, 2000
Yuengling Landing.....	134	Attendance.....	16,168
Elements Financial Suite.....	481	<b>Indians at Victory Field (Regular Season)</b> .....	999-820 (.549)
Handicap Accessible.....	172	<b>Indians at Victory Field (Playoffs)</b> .....	12-12 (.500)
<b>Dimensions</b> .....	175,000 square feet	<b>Indians at Victory Field (Combined)</b> .....	1,011-832 (.549)
Left Field.....	320 feet	<b>*Part of the White River State Park, which also includes the NCAA Headquarters, Eiteljorg Museum, IMAX Theater, Indiana State Museum and Indianapolis Zoo.</b>	
Left Center Field.....	418 feet		
Center Field.....	402 feet		
Right Center Field.....	362 feet		
Right Field.....	320 feet		

## VICTORY FIELD FIRSTS

**Game:** July 11, 1996 vs. Oklahoma City 89ers  
**Win:** 2-1, July 12, 1996 vs. Oklahoma City  
**Loss:** 5-3, July 11, 1996 vs. Oklahoma City  
**Pitch:** Marcus Moore (called strike), July 11, 1996  
**Winning Pitcher:** Rick Helling, Oklahoma City, July 11, 1996  
**Indians Winning Pitcher:** Tim Fortugno, July 12, 1996  
**Home Run:** Lee Stevens (2-run HR, fifth inning), Oklahoma City, July 11, 1996  
**Indians Home Run:** Roberto Mejia (2-run HR, fourth inning), July 15, 1996



# VICTORY FIELD GROUND RULES

**Rule 1:** A pitched or thrown ball sticking in the padding is a dead ball; runners advance one base.

**Rule 2:** A ball thrown into the dugout is a dead ball; runners advance one base.

**Rule 3:** Balls thrown into dugout screens/extended netting and staying out of the dugouts and stands are live and in play.

**Rule 4:** Fielders can make a legal catch from the top of the steps to the dugout even with the playing field. Players leaning in from the top of the steps, catching the ball and then going into the dugout results in a legal catch. Players may not step into the dugout and then make a catch.

**Rule 5:** A fairly batted ball sticking in the wall padding is a dead ball and a ground-rule double.

**Rule 6:** A batted ball that comes to rest under a bullpen bench is dead and a ground-rule double. A thrown ball that comes to rest under a bullpen bench is a dead ball and runners advance one base. A ball that lodges in the bullpen bench area is a dead ball — a ground-rule double if a batted ball, or runners advance one base if a thrown ball.

**Rule 7:** A batted or thrown ball that goes under a bullpen bench and bounces out is a live ball.

**Rule 8:** A batted ball that hits a player in the bullpen area is live and in play. If such touching is intentional, interference will be called.

**Rule 9:** All outfield screens are considered part of the wall. A fairly batted ball hitting an outfield screen or the yellow pad and going over the fence on the fly is a home run.

**Rule 10:** A batted ball hitting the top or any portion of the left field scoreboard and then going over the outfield screen and yellow pad on the fly is a double. A batted ball hitting the left field scoreboard that caroms off the outfield screen or yellow pad back into the field of play, the ball is live. A batted ball that comes to rest on top of the left field scoreboard is a double.

**Rule 11:** A batted ball landing on the small roof area in the left field corner on top of the power room is a home run.

## YEAR-BY-YEAR VICTORY FIELD ATTENDANCE (REGULAR SEASON)

Year	Total	Open	Avg (League)	All-Time	Year	Total	Open	Avg (League)	All-Time
2022	534,610	72	7,425 (4th)	15,088,010	2008	606,166	71	8,538 (4th)	7,460,610
2021	353,729	61	5,799 (6th)	14,553,400	2007	586,785	70	8,383 (6th)	6,854,444
2019	586,860	68	8,630 (2nd)	14,199,671	2006	547,768	72	7,608 (5th)	6,267,659
2018	619,122	70	8,845 (2nd)	13,612,811	2005	558,901	70	7,984 (4th)	5,719,891
2017	641,141	70	9,159 (1st)	12,993,689	2004	576,067	71	8,114 (1st)	5,160,990
2016	636,888	71	8,970 (2nd)	12,352,548	2003	550,319	69	7,976 (4th)	4,584,923
2015	662,536	71	9,331 (2nd)	11,715,660	2002	571,984	71	8,056 (4th)	4,034,604
2014	660,289	70	9,433 (2nd)	11,053,124	2001	604,407	71	8,513 (4th)	3,462,620
2013	637,579	71	8,980 (3rd)	10,392,835	2000	655,078	70	9,358 (3rd)	2,858,213
2012	595,043	70	8,501 (3rd)	9,755,256	1999	658,250	71	9,271 (2nd)	2,203,135
2011	580,082	71	8,170 (5th)	9,160,213	1998	659,237	67	9,839 (2nd)	1,544,885
2010	569,969	71	8,028 (6th)	8,580,131	1997	618,125	67	9,226 (AA, 2nd)	885,648
2009	549,552	67	8,202 (5th)	8,010,162	1996	267,523	26	10,289 (AA)	267,523

## YEAR-BY-YEAR VICTORY FIELD ATTENDANCE (PLAYOFFS)

Year	Total	Open	Avg	All-Time	Year	Total	Open	Avg	All-Time
2017	11,907	2	5,954	113,296	2005	6,752	3	2,251	60,421
2015	19,109	5	3,822	101,389	2000	17,057	5	3,411	53,669
2013	11,327	1	11,327	82,280	1997	9,769	2	4,885	36,612
2012	10,532	2	5,266	70,953	1996	26,843	4	6,711	26,843

## TOP 10 SINGLE GAME VICTORY FIELD ATTENDANCES

### ALL-TIME (since 1996)

Rank	Date	Day	Total
1	7/22/2000 vs. COL	Sat.	16,168
2	5/30/1998 vs. BUF	Sat.	16,087
3	8/30/1997 vs. LOU	Sat.	16,084
4	8/30/2003 vs. COL	Sat.	16,068
5	7/4/2004 vs. LOU	Sun.	16,062
6	7/4/2002 vs. LOU	Thurs.	15,983
7	6/19/1999 vs. ROC	Sat.	15,898
8	7/4/2000 vs. LOU	Tues.	15,880
	*7/11/2001	Wed.	15,868
9	7/4/2001 vs. OTT	Wed.	15,864
10	8/21/1999 vs. TOL	Sat.	15,861

\*Triple-A All-Star Game at Victory Field

### 14,230 CAPACITY (2011-19)

Rank	Date	Day	Total
1	8/30/2014 vs. COL	Sat.	15,250
2	7/31/2015 vs. CLT	Fri.	15,249
3	8/15/2015 vs. DUR	Sat.	15,237
4	6/27/2015 vs. SYR	Sat.	15,144
5	7/29/2017 vs. PAW	Sat.	15,142
6	9/3/2016 vs. LOU	Sat.	15,134
7	7/11/2014 vs. COL	Fri.	15,066
8	7/25/2015 vs. LOU	Sat.	15,042
9	8/22/2014 vs. TOL	Fri.	15,012
	7/26/2013 vs. SYR	Fri.	15,012
10	7/15/2017 vs. LOU	Sat.	15,006

# MiLB PACE OF PLAY REGULATIONS

## NEW FOR 2023

### **AUTOMATED BALL-STRIKE (ABS)**

Full ABS Games – Monday-Thursday

- ABS system calls all balls and strikes.

ABS Challenge Games – Friday-Sunday

- Umpire calls all balls and strikes.
- The active batter, pitcher or catcher has the ability to immediately appeal calls to the ABS system with no help from the dugout.
- Player indicates desire to challenge to the Home Plate Umpire verbally and/or by pointing to his ear.
- Teams receive three (3) challenges per game and retain such appeals on successful challenges.

### **INFIELD SHIFT RESTRICTIONS**

- Two (2) infielders must be positioned on either side of second base when the pitch is released.
- All four (4) infielders must have both feet on the infield dirt.
- Infielders may only switch sides of second base when an official position substitution is made.

### **PITCHCOM**

- The “PitchCom” communication system can be used by Triple-A pitchers and catchers to prepare them for the major leagues.
- To avoid delays, a maximum of three (3) players are permitted to wear a PitchCom receiver (active catcher, active pitcher and pitcher warming in the bullpen), with the catcher holding the lone transmitter.



## RETURNING RULES

### **PITCH CLOCK**

Timing by Situation

- 2:15 – inning breaks and pitching changes
- 0:30 – between batters
- 0:19 – between pitches with runners on
- 0:14 – between pitches with the bases empty

Hitters

- Must be in the batter’s box and alert to the pitcher with 8 or more seconds remaining

Pitchers

- Limited to two (2) moves made to step off the rubber during a plate appearance, including pickoff attempts.

### **BASES**

- 1B, 2B and 3B increased from 15 inches to 18 inches.
- Results in a decrease of 4.5 inches between 1B-2B and 2B-3B.

## Howard Kellman

## Voice of the Indians

Kellman is in his 47th season as Voice of the Indians. He has watched more than a million pitches and seen more than 300,000 outs recorded during Indians broadcasts. On June 30, 2017, Kellman broadcast his 6,000th game for the Indians. In honor of the feat, Indianapolis Mayor Joe Hogsett made July 1 “Howard Kellman Day” in Indianapolis. In 2018, Kellman received the Spirit of the International League Award, which is designed to recognize the essential role filled by individuals who are dedicated to helping make sure IL fans have the most enjoyable experience possible.

Kellman joined the Indians in 1974 and has been the club’s lead play-by-play announcer each year during that time frame except for the 1975 and 1980 seasons.

Honored as Indiana’s Sportscaster of the Year in 2002, Kellman has called IHSAA football and basketball games on WHMB-TV 40 since 1990. In 2009, he was inducted to the Indiana Sports Writers & Sportscasters Association Hall of Fame. Kellman was inducted into the Indiana Broadcast Pioneers Hall of Fame in 2015 and the Indiana High School Baseball Coaches Association Hall of Fame in 2018.

Since joining the Indians, Kellman has also been named to the radio broadcast team for three Triple-A All-Star Games, including the 1989 Midsummer Classic in Columbus, Ohio, the 2001 contest at Victory Field, and most recently, the 2013 showcase in Reno, Nev. In addition, he led the broadcast team for ESPN’s coverage of the Triple-A World Series from 2006-08.

Along with covering the Indians, Kellman has worked behind the microphone for the Chicago White Sox (1984) and Cleveland Cavaliers (1988-90), called both IHSAA football and basketball games on WHMB-TV 40 (since 1990-91) and served as a sideline reporter for Yale football on the YES Television Network (2012). He also filled in as a replacement on New York Mets radio broadcasts in 2014 and a New York Yankees broadcast in 2022. With his Yankees radio pinch-hit appearance, he became the only voice to handle play-by-play duties for both New York-based ballclubs.

Kellman currently manages his own professional speaking service which features life lessons drawn from sports-related stories, and published his book *61 Humorous & Inspiring Lessons I Learned From Baseball* in 2010.


A graduate of Brooklyn College, Kellman began his early broadcasting days as an announcer for St. John’s University basketball.

Howard and his wife, Robin, reside in Carmel, Ind.




## Color Commentators

**Jack McMullen**  
Broadcaster



**Andrew Kappes**  
Broadcaster



## INDIANS BROADCASTING TEAMS

Years	Broadcast Team	Years	Broadcast Team
2022	Howard Kellman, Andrew Kappes, Jack McMullen	1975	Tom Akins, Dave Rodebaugh
2021	Howard Kellman, Andrew Kappes, Cheyne Reiter	1974	Howard Kellman
2015-2019	Howard Kellman, Andrew Kappes	1973	Russ Benedict
2012-14	Howard Kellman, Will Flemming	1971	Jim McIntyre
2006-11	Howard Kellman, Scott McCauley	1969	Tom Hession, Johnny Wade
2005	Howard Kellman, Robert Portnoy	1968	Tom Hession, Johnny Wade, Brian Madden
2004	Howard Kellman, Scott Lauer	1966-67	Carl Grande, Tom Hession, Johnny Wade
1996-2003	Howard Kellman, Brian Giffin	1963	Luke Walton
1991-95	Howard Kellman, Tom Akins, Brian Giffin	1956-60	Jim McIntyre
1981-90	Howard Kellman, Tom Akins	1948-55	Luke Walton
1980	Mike Fornes, Tom Akins	1947	Gene Kelly, Estel Freeman
1976-79	Howard Kellman, Tom Akins		
1902-34, '36-42, '44, '46, '61, '62, '65, '70, '72	No Broadcast	1935, 1943, 1945	Unconfirmed Broadcast Team

## MEDIA INFORMATION



**Cheyne Reiter**

Director of Communications  
CReiter@IndyIndians.com  
(317) 532-6934



**Anna Kayser**

Communications Manager  
AKayser@IndyIndians.com  
(317) 532-6778



**Brody Tisdale**

Baseball Comms Assistant  
BTisdale@IndyIndians.com  
(317) 269-3542 ext. 279

## MEDIA POLICIES

**Press Box:** The press box is located on Suite Level (third floor) to the third base side of home plate. The press box phone number is **317-269-3542 ext. 288**. Home and visiting game notes, rosters, lineups and stat packs will be printed and available for pickup in the press box. Media food vouchers will also be available in the press box.

**Credentials:** Full-season and single-game credential requests should be emailed to the Indians Communications Department no less than 24 hours prior to first pitch. Credentials will be left at the guest relations desk in the suite lobby, which you can find through the administration doors on the ballpark's west side. Photo ID will be required at time of pick up. All media members requesting full-season and single-game credentials must sign the 2023 Minor League Baseball Credential Agreement.

**Parking:** A limited number of spaces are available for members of the working media. Single-game parking passes are granted on an as-available basis.

**Television:** Trucks may connect to TV lines in the right field corner of Victory Field (outside the ballpark). The stadium is wired for cameras to plug in on the north end of the third base dugout. For more information, email Director of Communications Cheyne Reiter at CReiter@IndyIndians.com.

**Photographers:** Photography locations and guidelines will adhere to protocols set forth by Major League Baseball. Please contact Director of Communications Cheyne Reiter at CReiter@IndyIndians.com for more information.

**Player Interview Requests:** To set up a player interview prior to or after the game, please email Communications Manager Anna Kayser at AKayser@IndyIndians.com. Postgame interview requests must be submitted by the bottom of the seventh inning.





# INDIANAPOLIS INDIANS 2023 SCHEDULE

## MARCH/APRIL

## MAY

## JUNE

SUN	MON	TUE	WED	THU	FRI	SAT	SUN	MON	TUE	WED	THU	FRI	SAT	SUN	MON	TUE	WED	THU	FRI	SAT	
					1 OMA 7:05	1 OMA 1:35													1 TOL 6:35	2 TOL 7:05	3 TOL 7:05
2 OMA 1:35	3	4 LOU 6:35	5 LOU 6:35	6 LOU 6:35	7 LOU 7:15	8 LOU 1:05	9	10	11	12	13	14	15	16	17	18	19	20	21	22	
9 LOU 1:05	10	11 STP 6:05	12 STP 11:05	13 STP 6:35	14 STP 7:05	15 STP 6:35	16	17	18	19	20	21	22	23	24	25	26	27	28	29	
16 STP 1:35	17	18 MEM 7:45	19 MEM 1:05	20 MEM 1:05	21 MEM 8:05	22 MEM 4:05	23	24	25	26	27	28	29	30	31	1	2	3	4	5	
23 MEM 3:05	24	25 COL 6:35	26 COL 1:35	27 COL 11:05	28 COL 7:05	29 COL 6:35	30	31	1	2	3	4	5	6	7	8	9	10	11	12	
30 COL 1:35																					

**HOME** **AWAY**

ALL TIMES EDT. SUBJECT TO CHANGE.

## JULY

## AUGUST

## SEPTEMBER

SUN	MON	TUE	WED	THU	FRI	SAT	SUN	MON	TUE	WED	THU	FRI	SAT	SUN	MON	TUE	WED	THU	FRI	SAT		
						1 LOU 7:15															1 BUF 7:05	2 BUF 6:05
2 LOU 1:05	3	4 MEM 6:35	5 MEM 7:05	6 MEM 7:05	7 MEM 7:05	8 MEM 7:05	9	10	11	12	13	14	15	16	17	18	19	20	21	22		
9 MEM 1:35	10	ALL-STAR BREAK			14 OMA 8:05	15 OMA 8:05	16	17	18	19	20	21	22	23	24	25	26	27	28	29		
16 OMA 6:05	17	18 IOW 7:38	19 IOW 1:08	20 IOW 7:38	21 IOW 8:08	22 IOW 7:08	23	24	25	26	27	28	29	30	31	1	2	3	4	5		
23 IOW 2:08	24	25 LOU 7:05	26 LOU 1:35	27 LOU 7:05	28 LOU 7:05	29 LOU 7:05	30	31	1	2	3	4	5	6	7	8	9	10	11	12		
30 LOU 1:35																						

### International League West

- COL - COLUMBIAN CLIPPERS
- GWN - GWINNETT STRIPERS
- IND - INDIANAPOLIS INDIANS
- IOW - IOWA CUBS
- LOU - LOUISVILLE BATS
- MEM - MEMPHIS REDBIRDS
- NAS - NASHVILLE SOUNDS
- OMA - OMAHA STORM CHASERS
- STP - ST. PAUL SAINTS
- TOL - TOLEDO MUD HENS

### International League East

- BUF - BUFFALO BISON
- CLT - CHARLOTTE KNIGHTS
- DUR - DURHAM BULLS
- JAX - JACKSONVILLE JUMBO SHRIMP
- LHV - LEHIGH VALLEY IRONPIGS
- NOR - NORFOLK TIDES
- ROC - ROCHESTER RED WINGS
- SWB - SCRANTON/W-B RAILRIDERS
- SVR - SYRACUSE METS
- WOR - WORCESTER RED SOX

INDIANS.COM



@INDIANS





# FOLLOW THE ACTION

WATCH LIVE



LISTEN LIVE

